

Reception Home Learning Pack

Pack1

Week commencing – Monday 1<sup>st</sup> March 2021

Day	Phonics, Literacy and Maths	Activities
Monday 1 <sup>st</sup>	<b>Phonics</b> – /th/ digraph- blending to read <b>Literacy</b> – handwriting, reading, comprehension <b>Maths</b> – Comparing height	<b>Thematic</b> – Introduction to firefighters <b>Play challenge</b> - Counting activity <b>PE</b> – PE with Joe Wicks
Tuesday 2 <sup>nd</sup>	<b>Phonics</b> – /th/ digraph- blending to read <b>Literacy</b> – handwriting, reading, comprehension <b>Maths</b> – Comparing length	<b>Understanding the world</b> - Firefighters: observational drawing <b>Play challenge</b> - Make a pom-pom launcher <b>Outdoor activity</b> – Playing catch
Wednesday 3 <sup>rd</sup>	<b>Phonics</b> – /th/ digraph- segmenting to spell <b>Literacy</b> - handwriting, reading, comprehension <b>Maths</b> – Days of the week	<b>Understanding the world</b> - key features of a fire engine. <b>Play challenge</b> - 2D shape art <b>PE</b> – “Move with me” on YouTube
Thursday 4 <sup>th</sup>	<b>Phonics</b> – /th/ digraph- segmenting to spell <b>Literacy</b> - handwriting, reading, comprehension <b>Maths</b> – Measuring height	<b>PSHE</b> – Healthy food <b>Play challenge</b> - Making playdough <b>Outdoor challenge</b> – Outdoor art
Friday 5 <sup>th</sup>	<b>Phonics</b> – Tricky words <b>Literacy</b> – handwriting, reading, comprehension <b>Maths</b> – Measuring time	<b>Thematic</b> – Quiz. Role-play <b>Play challenge</b> – Cooking at home <b>PE</b> – PE with Joe Wicks

Monday 1<sup>st</sup> March 2020

Phonics 1.3.2021

Watch "Phonics song 2" on the following link or by scanning the QR code below: <https://www.youtube.com/watch?v=jPVbJ-IaHIw>



Lesson 1

Watch 'Learning to read /th/' by clicking the following link or scanning the QR code below: [https://www.youtube.com/watch?v=kLBtb1PFV\\_g&feature=youtu.be](https://www.youtube.com/watch?v=kLBtb1PFV_g&feature=youtu.be)



**Activity** – Can you find the /th/ digraph on the sound mat that you were given before Christmas? Can you find anything beginning with /th/?

## Lesson 2

Watch 'Learn to Read Words Lesson 43 Part 2' by clicking on the following link or scanning the QR code below: <https://www.youtube.com/watch?v=kI4NZz1JbHE&feature=youtu.be>



Activity: read the words below using your phoneme fingers. There are sound buttons and sound bars to help you.

math thin

bath thud

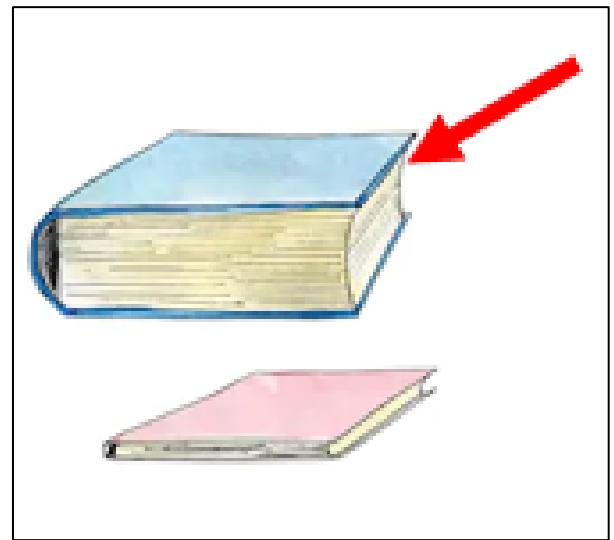
**Super Challenge** – Use your phoneme fingers to blend the words below and match them to the correct picture.

moth

bath

thick

path



Handwriting 1.3.2021

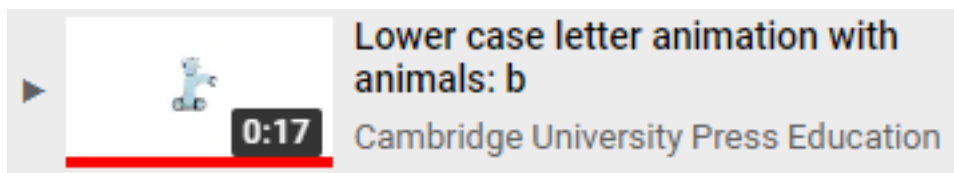
Complete the following fine motor warmup:

Place palms together, fingers straight, separate palms slightly, keeping finger tips touching. Rotate thumbs around each other, away from the body then towards body. Ten times each way.



**Activity:** Write your name.

Watch /b/ letter formation video by clicking the following link or scanning the QR code below: <https://www.youtube.com/watch?v=1XOVp6rcBSs&list=PL2HgNIO5uPKBKHkdjBGU3IYnQEibe6bd2&index=2>



**Activity:** Complete /b/ worksheet on the following page. Use the 'How to write letters' strip to help identify whether it is a tall or short letter and whether it needs to come below the line.

**Super Challenge:** Try to write this letter independently in your book.

**Extra Super Challenge:** Can you think of a word beginning with /b/? Write it in your best handwriting.

Share your work with your teacher on Class Dojo.



### How to write letters

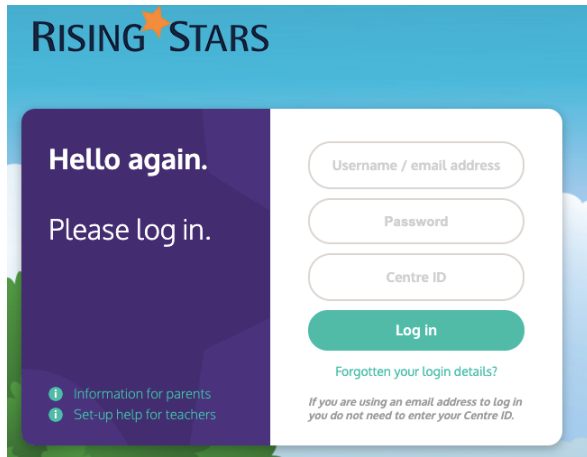
a b c d e f g h i j k l m n o p q r s t u v w x y z

b b b b b b b b b b

Four sets of horizontal lines for handwriting practice, each consisting of a solid top line, a dashed middle line, and a solid bottom line.


Reading 1.3.2021

Access the books available on the “Rising Stars” website or read your reading book. The Centre ID for Rising Stars is 379448. <https://my.risingstars-uk.com/Default.aspx?ReturnUrl=%2fMyDynamicLearning.aspx>

The image shows the Rising Stars login interface. At the top, the 'RISING STARS' logo is displayed in white on a blue background. Below the logo, on the left, is a dark purple box with the text 'Hello again.' and 'Please log in.' in white. To the right of this box is a white login form with three input fields: 'Username / email address', 'Password', and 'Centre ID'. Below these fields is a green 'Log in' button. Under the button, there is a link 'Forgotten your login details?'. At the bottom left of the purple box, there are two links: 'Information for parents' and 'Set-up help for teachers', each preceded by a small circular icon. At the bottom of the white form, there is a small note: 'If you are using an email address to log in you do not need to enter your Centre ID.'

Comprehension 1.3.2021

Listen to your teacher read "People who help us: Firefighters". After discussing what a firefighter does to help us, draw a picture of a firefighter. Label your drawing with some of the key vocabulary that was discussed during the video. Can you remember what these words mean?





Maths 1.3.2021

**Starter** – Days of the week. Join in with the following song by clicking the link or scanning the QR code below: <https://www.youtube.com/watch?v=36n93jvjkDs&t=5s>

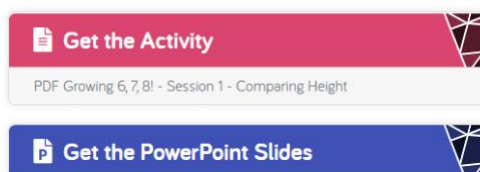
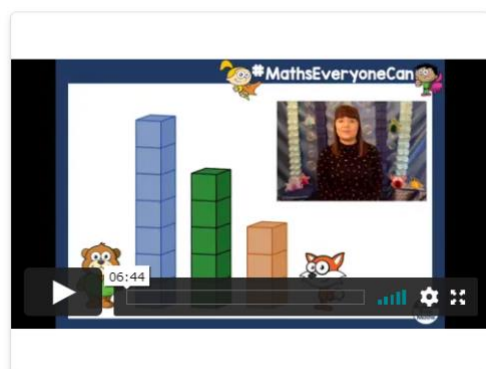


Can your child answer the following questions?

- What day is it today?
- What day was it yesterday?
- What day is it tomorrow?

**Lesson** – Watch Comparing Height (**Session 1**) by clicking the link or scanning the QR code below: <https://whiterosemaths.com/homelearning/early-years/growing-6-7-8-week-3/>

### Comparing Height



**Activity** – Complete the activity on the next page and the worksheet on page 11. Cubes were included in the work pack you received before Christmas. If you do not have dice, you could just say a number.

Key words for your child to use:

- Short - Shorter
- Tall - Taller
- Shortest - Tallest
- More - Fewer


**Super Challenge** – Can your child say how many cubes would be in each tower if you added one more/took one away?

**Extra Super Challenge** – Can your child say how many more cubes are in the tallest tower compared to the shortest?



Roll the dice. Collect the corresponding number of cubes and build a tower.

Now build a tower that is taller and a tower that is shorter.



## Key vocabulary

short	shorter
tall	taller
shortest	tallest
more	fewer

Roll the dice and have another go. What do you notice?


Can you arrange your towers in order from shortest to tallest.

Share your work with your teacher on Class Dojo.




Taller and shorter  
Circle the correct answer; one has been done for you.


tallest



tallest



shortest



shortest



Thematic 1.3.2021

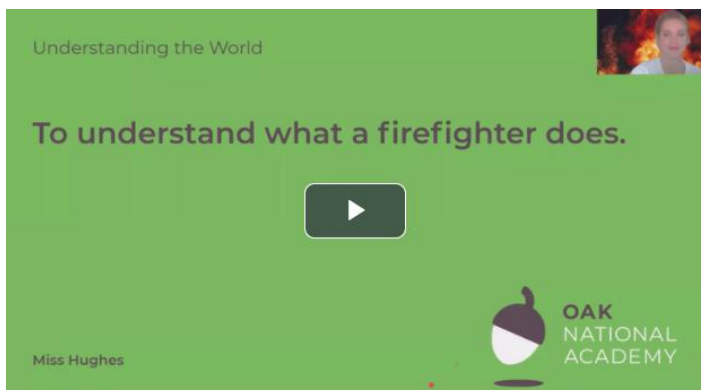
Watch your teacher read “People who help us: Firefighters” on Class Dojo.



How do firefighters help the community?  
What equipment do they use?  
How do firefighters travel to an emergency?  
Send your ideas to your teacher on Class Dojo



Complete “People who help us (Firefighters): To understand what a firefighter does”  
<https://classroom.thenational.academy/lessons/to-understand-what-a-fire-officer-does-6hj36e>




You will need some paper, a pencil and some pencil crayons.

Play challenge 1.3.2021

Complete this “how many body parts” addition activity!

# How many body parts?



How many people are in your house?

How many eyes in total?

How many legs?

How many noses?

How many toes?

PE 1.3.2021

Join in with Joe Wicks' PE lesson on YouTube at 9am.

<https://www.youtube.com/channel/UCAxW1XT0iEJo0TYlRfn6rYQ>



**The Body Coach TV**

2.71M subscribers • 508 videos


Welcome to the Body Coach TV where I post weekly home workouts to help you get, stronger,



Tuesday 2<sup>nd</sup> March 2021

Phonics 2.3.2021

Watch "Phonics song 2" on the following link or by scanning the QR code below: <https://www.youtube.com/watch?v=jPVbJ-IaHIw>

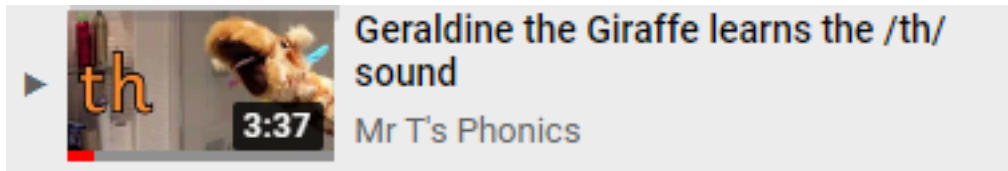


Phonics Song 2 (new ZED version) - YouTube  
mrs/miss/miss/miss



### Lesson 1

Watch 'Geraldine the Giraffe learns th' by clicking the link or scanning the QR code below: <https://www.youtube.com/watch?v=6U354eD-hgQ&list=PL2evlmgeP8UCKvoM9ld8oSRcSzTPv4Jtq>



**Activity:** read the words below using your phoneme fingers. There are sound buttons and sound bars to help you.

moth path  
thick bath

**Super challenge** – Read the sentence below:

**The moth is red.**

**Extra Super Challenge** – Complete the ‘Draw it’ activity on the next page.

Share your work with your teacher on Class Dojo.



Draw it Activity —Read the word/caption and draw a picture of it in the box.

a bath

a thick pen

a man on a path

a path



Handwriting 2.3.2021

Complete the following fine motor warmup:

"Finger warm up exercises for handwriting and fine motor dexterity: occupational therapy". <https://www.youtube.com/watch?v=o7U4jFs1jo4>



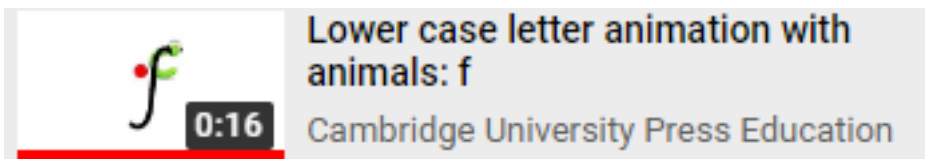
Name:

---

---

**Activity:** Write your name.

Watch /f/ letter formation video by clicking the following link or scanning the QR code below: <https://www.youtube.com/watch?v=D8Di17-q-m0&list=PL2HgNIO5uPKBKHkdjBGGu3IYnQEibe6bd2&index=6>



**Activity:** Complete /f/ worksheet on the following page. Use the 'How to write letters' strip to help identify whether it is a tall or short letter and whether it needs to come below the line.

**Super Challenge:** Try to write this letter independently in your book.

**Extra Super Challenge:** Can you think of a word beginning with /f/? Write it in your best handwriting.

Share your work with your teacher on Class Dojo.



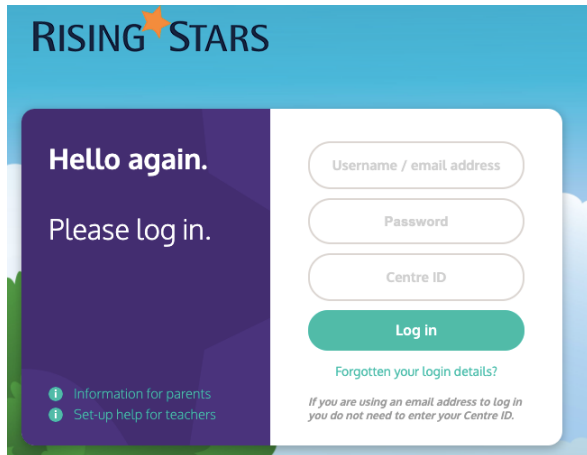
### How to write letters

a b c d e f g h i j k l m n o p q r s t u v w x y z

f f f f f f f f f f

### Reading 2.3.2021

Access the books available on the “Rising Stars” website or read your reading book. The Centre ID for Rising Stars is 379448. <https://my.risingstars-uk.com/Default.aspx?ReturnUrl=%2fMyDynamicLearning.aspx>



The image shows the Rising Stars login interface. At the top left, the 'RISING STARS' logo is displayed in white on a blue background. Below the logo, a dark purple box contains the text 'Hello again.' and 'Please log in.' in white. To the right of this box is a white login form with three input fields: 'Username / email address', 'Password', and 'Centre ID'. Below these fields is a green 'Log in' button. Under the button, there is a link 'Forgotten your login details?' and a note: 'If you are using an email address to log in you do not need to enter your Centre ID.' In the bottom left corner of the purple box, there are two links: 'Information for parents' and 'Set-up help for teachers', each preceded by a small blue icon.



Comprehension 2.3.2021

Look at the illustration below from the book on firefighters that you heard yesterday and ask your parent to read the text to you.

Answer the following questions verbally.



Retrieve

1. How many firefighters can you see?
2. What vehicle will the firefighter use?

Maths 2.3.2021

**Starter** – Days of the week. Join in with the following song by clicking the link or scanning the QR code below: <https://www.youtube.com/watch?v=36n93jvjkDs&t=5s>



Can your child answer the following questions?

- What day is it today?
- What day was it yesterday?
- What day is it tomorrow?

**Lesson** – Watch Comparing Length ([Session 2](#)) by clicking the link or scanning the QR code below: <https://whiterosemaths.com/homelearning/early-years/growing-6-7-8-week-3/>

### Comparing Length



**Activity** – Complete the activity on the next page and the worksheet on page 23. If you do not have playdough, string, spaghetti, strips of paper or anything else can be used instead.


You could also use the cubes included in the work pack before Christmas to compare length.

Key words for your child to use:


- Short - Shorter
- Long - Longer
- Shortest - Longest
- More - Fewer

**Super Challenge** – Can your child draw snakes that are in order from shortest to longest?


Extra Super Challenge – Can your child use a ruler (included in the work pack provided before Christmas) to measure the length of their snakes in centimetres?



# #MathsEveryoneCan




Use playdough to make snakes of different lengths.  
You can line them up or use household objects to compare the lengths.



What do you notice?

Key vocabulary	
short	shorter
long	longer
shortest	longest
more	fewer

Can you arrange your snakes in order from shortest to longest?



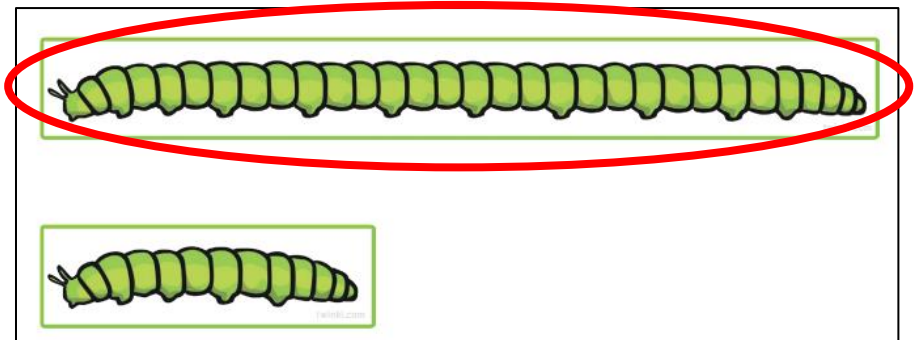
Share your work with your teacher on Class Dojo.



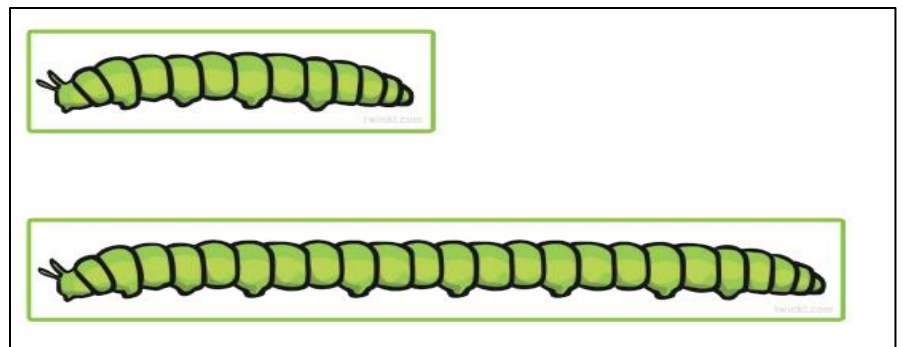


Longer and shorter  
Circle the correct answer, the first one has been done for you.

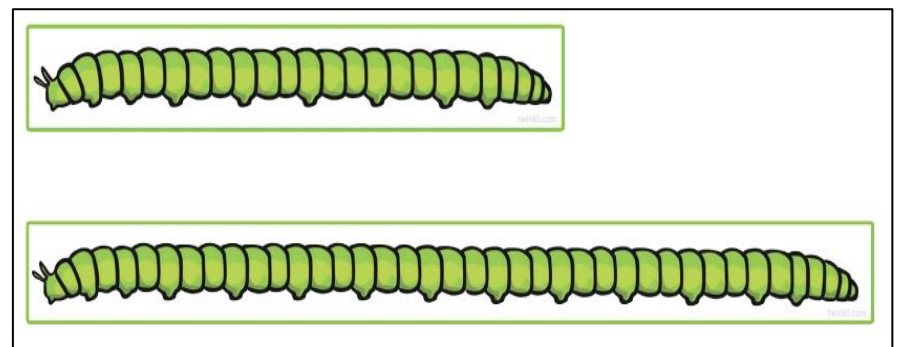
longer



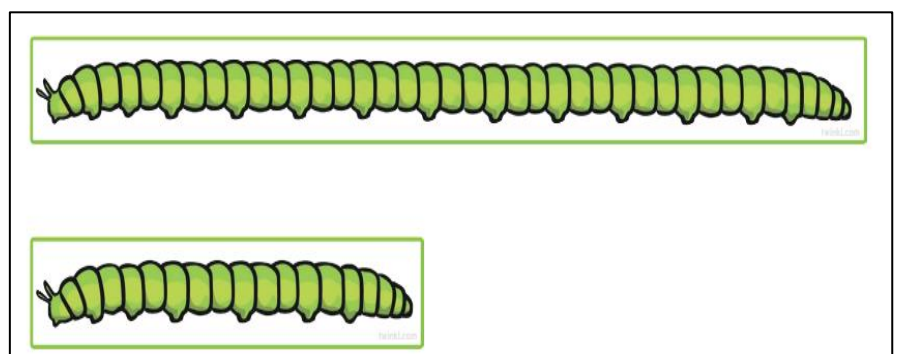
longer



shorter



shorter



### Understanding the world 2.3.2021

Complete “People who help us (Firefighters): To create an observational picture of a fire engine” <https://classroom.thenational.academy/lessons/to-create-an-observational-picture-of-a-fire-engine-6xgp4r>



You will need some paint, paper, a pencil and some pencil crayons.

### Play challenge 2.3.2021

Make a pom-pom launcher! You can find the instructions by following this link or by scanning the QR code. <https://www.youtube.com/watch?v=RCiJaU3VmiM>



You will need 2 toilet paper rolls, a pencil, scissors, 2 rubber bands, tape and pom-poms.

### Outdoor activity 2.3.2021

Play catch outside. How many times can you pass the ball between you and your partner without dropping it?






Wednesday 3<sup>rd</sup> March 2021

Phonics 3.3.2021

Watch "Phonics song 2" on the following link or by scanning the QR code below: <https://www.youtube.com/watch?v=jPVbJ-IaHIw>



Lesson

Watch the teacher video on Class Dojo teaching you how to segment to spell using the /th/ digraph.



**Activity** – Fill in the missing letters to spell the words (bath and moth).

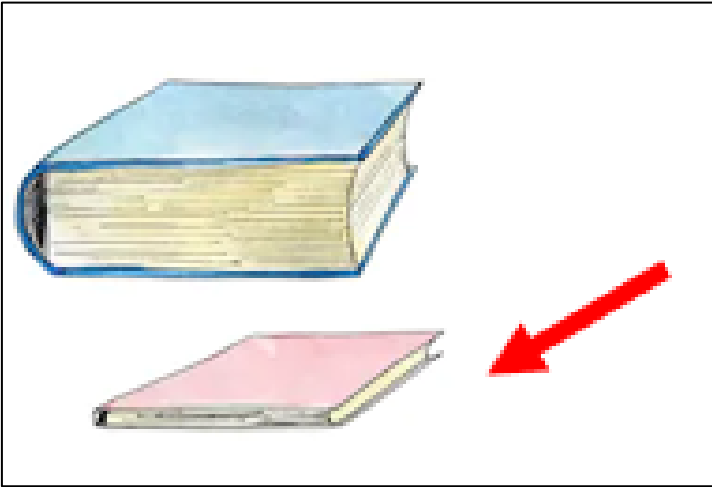


\_\_ \_\_ th



\_\_ \_\_ th

**Super Challenge** – Spell the words using the /th/ digraph (thin and path).



\_\_\_\_\_



\_\_\_\_\_

**Extra Super Challenge** – Write a sentence using one of the words from today containing the /th/ digraph.

Share your work with your teacher on Class Dojo.




Handwriting 3.3.2021

Complete the following fine motor warmup:

Handwriting Warm-Up Fine Motor Exercises

- Put the palms of your hands together.
- Now push them against one another.
- Fold your fingers around one another.
- Try to pull them apart.
- Repeat a number of times.




Name:

---

---

**Activity:** Write your name.

Watch /k/ letter formation video by clicking the following link or scanning the QR code below: [https://www.youtube.com/watch?v=5s5sXI5Nc1U&list=PL2HgNIO5uPKBKHkdjBGu3I](https://www.youtube.com/watch?v=5s5sXI5Nc1U&list=PL2HgNIO5uPKBKHkdjBGu3IYnQEibe6bd2&index=11)



Lower case letter animation with animals: k

Cambridge University Press Education

[YnQEibe6bd2&index=11](https://www.youtube.com/watch?v=5s5sXI5Nc1U&list=PL2HgNIO5uPKBKHkdjBGu3IYnQEibe6bd2&index=11)



**Activity:** Complete /k/ worksheet on the following page. Use the 'How to write letters' strip to help identify whether it is a tall or short letter and whether it needs to come below the line.

**Super Challenge:** Try to write this letter independently in your book.

**Extra Super Challenge:** Can you think of a word beginning with /k/? Write it in your best handwriting.

Share your work with your teacher on Class Dojo.



### How to write letters

a b c d e f g h i j k l m n o p q r s t u v w x y z

k k k k k k k k k k

---

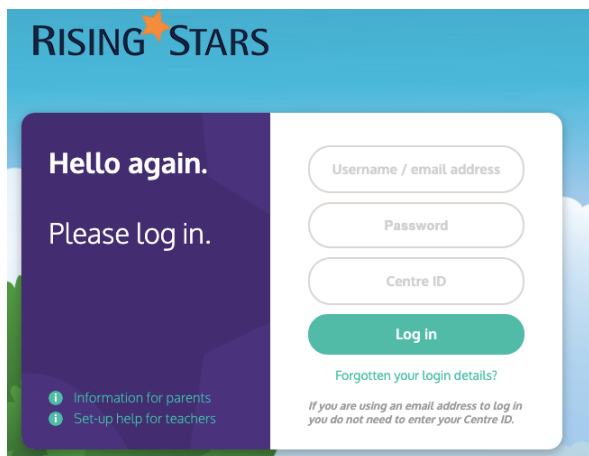
---

---

---

Reading 3.3.2021

Access the books available on the “Rising Stars” website or read your reading book. The Centre ID for Rising Stars is 379448. <https://my.risingstars-uk.com/Default.aspx?ReturnUrl=%2fMyDynamicLearning.aspx>

The image shows the Rising Stars login interface. At the top left is the 'RISING STARS' logo with an orange star. The main area has a dark purple sidebar on the left with the text 'Hello again.' and 'Please log in.' Below this are two links: 'Information for parents' and 'Set-up help for teachers'. The main white area contains three input fields: 'Username / email address', 'Password', and 'Centre ID'. Below these is a green 'Log in' button. At the bottom of the white area is a link 'Forgotten your login details?' and a note: 'If you are using an email address to log in you do not need to enter your Centre ID.'

### Comprehension 3.3.2021

Look at the illustration below from the book on firefighters that you heard on Monday and ask your parent to read the text to you.

Answer the following questions verbally. The stem sentences in **red** may help your child to form an answer.



### Vocabulary

1. What does the word emergency mean? **Emergency means \_\_\_\_\_** An example of an **emergency is...**
2. What are the firefighters wearing that will protect them from the fire? **They are wearing\_\_\_\_\_**



Maths 3.3.2021

**Starter** – Days of the week. Join in with the following song by clicking the link or scanning the QR code below: <https://www.youtube.com/watch?v=36n93jyjkDs&t=5s>

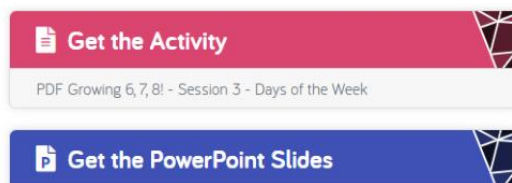
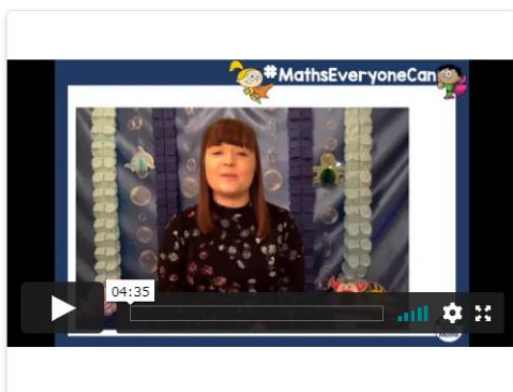


Can your child answer the following questions?

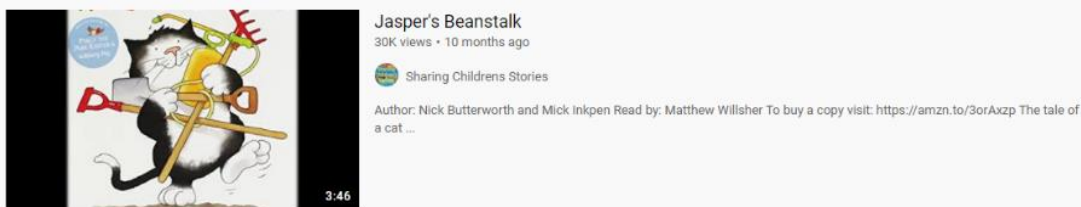
- What day is it today?
- What day was it yesterday?
- What day is it tomorrow?

**Lesson** – Watch Days of the Week (**Session 3**) by clicking the link or scanning the QR code below: <https://whiterosemaths.com/homelearning/early-years/growing-6-7-8-week-3/>

#### Days of the Week



**Activity** – Watch 'Jasper's Beanstalk' by clicking the link or scanning the QR code below: [https://www.youtube.com/watch?v=Da6lxY\\_8jmU](https://www.youtube.com/watch?v=Da6lxY_8jmU)





Can your child remember all of the days of the week? Can they remember what Jasper did on each day?




**Super Challenge** – Your child can cut out the days below and an adult can support them with reading the days.

Can your child put the days of the week in the correct order?

 **#MathsEveryoneCan** 

Monday	Thursday	Friday	Sunday
Saturday	Wednesday	Tuesday	



**Extra Super Challenge** – Can your child draw a picture of something they do on each day? If they do not want to draw a picture, they could discuss it with an adult.

Share your work with your teacher on Class Dojo.



Understanding the world 3.3.2021

Complete “People who help us (Firefighters): To recall the key features of a fire engine”


<https://classroom.thenational.academy/lessons/to-recall-the-key-features-of-a-fire-engine-70vp2t>



You will need some junk modelling resources such as cardboard boxes.

Play challenge 3.3.2021

Draw animals using 2D shapes. Can you follow the video and draw some of these animals too? <https://www.youtube.com/watch?v=mrG33P1lwdI>



PE 3.3.2021

Join in with “Move with me” from the Learning Station on YouTube

[https://www.youtube.com/watch?v=JoF\\_d5sgGgc](https://www.youtube.com/watch?v=JoF_d5sgGgc)



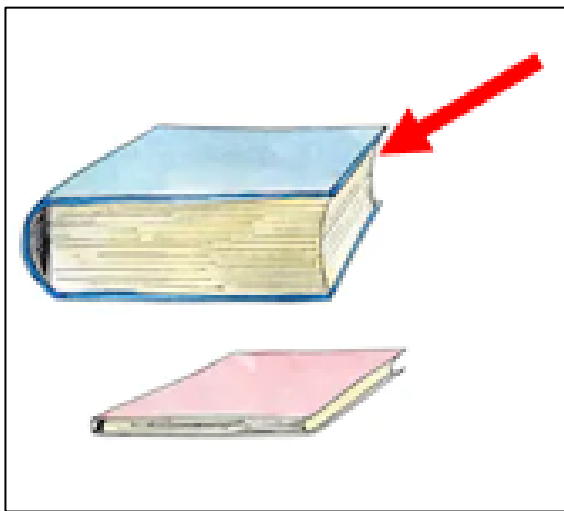
Thursday 4<sup>th</sup> March 2021

Phonics 4.3.2021

Watch "Phonics song 2" on the following link or by scanning the QR code below: <https://www.youtube.com/watch?v=jPVbJ-IaHIw>



Activity – Fill in the missing letters to write the word (thick and math).



th \_ \_

$1 + 9 = 10$	$6 + 4 = 10$
$2 + 8 = 10$	$7 + 3 = 10$
$3 + 7 = 10$	$8 + 2 = 10$
$4 + 6 = 10$	$9 + 1 = 10$
$5 + 5 = 10$	$10 + 0 = 10$

\_ \_ th

**Super Challenge** – Can you spot my spelling mistake? Tell the adult helping you what I have done wrong.



baf



mot

**Extra Super Challenge** – Write a sentence using one of these words.

Share your work with your teacher on Class Dojo.



Handwriting 4.3.2021

Complete the following fine motor warmup:

### Handwriting Warm-Up Fine Motor Exercises

- Hold a pencil in your 'writing' hand.
- Gradually move your fingers up to the top of the pencil without dropping it.
- Then flip the pencil over, and move your fingers back from the top to bottom.
- Repeat five times.



Name: \_\_\_\_\_

\_\_\_\_\_

**Activity:** Write your name.

Watch /q/ letter formation video by clicking the following link or scanning the QR code

below: [https://www.youtube.com/watch?v=BMeM-BuGD\\_o&list=PL2HgNIO5uPKBKHkdjBGu3IYnQEibe6bd2&index=17](https://www.youtube.com/watch?v=BMeM-BuGD_o&list=PL2HgNIO5uPKBKHkdjBGu3IYnQEibe6bd2&index=17)



0:17

Lower case letter animation with  
animals: q

Cambridge University Press Education



**Activity:** Complete /q/ worksheet on the following page. Use the 'How to write letters' strip to help identify whether it is a tall or short letter and whether it needs to come below the line.

**Super Challenge:** Try to write this letter independently in your book.

**Extra Super Challenge:** Can you think of a word beginning with /k/? Write it in your best handwriting.

Share your work with your teacher on Class Dojo.



### How to write letters

a b c d e f g h i j k l m n o p q r s t u v w x y z

q q q q q q q q q q

---

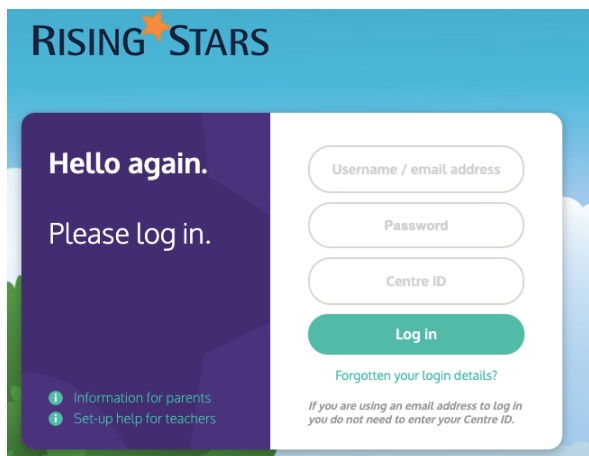
---

---

---

### Reading 4.3.2021

Access the books available on the “Rising Stars” website or read your reading book. The Centre ID for Rising Stars is 379448. <https://my.risingstars-uk.com/Default.aspx?ReturnUrl=%2fMyDynamicLearning.aspx>



The image shows the Rising Stars login interface. At the top, the 'RISING STARS' logo is displayed in white on a blue background. Below the logo, on the left, is a dark purple box with the text 'Hello again.' and 'Please log in.' in white. To the right of this box is a white login form with three input fields: 'Username / email address', 'Password', and 'Centre ID'. Below these fields is a green 'Log in' button. Under the button, there is a link 'Forgotten your login details?'. At the bottom left of the purple box, there are two links: 'Information for parents' and 'Set-up help for teachers', each preceded by a small circular icon. At the bottom of the white form, there is a small note: 'If you are using an email address to log in you do not need to enter your Centre ID.'





### Comprehension 4.3.2021

Look at the illustration below from the book on teachers that you heard on Monday and ask your parent to read the text to you.



Answer the following questions verbally. The stem sentences in **red** may help your child to form an answer.

#### Interpret

1. Why are the firefighters running towards the fire engine? **They are running because \_\_\_\_\_ if they walked to the fire engine \_\_\_\_\_ (You could extend your child further by asking if they have seen firefighters running to an emergency, how do you know that a fire engine is on its way to an emergency?)**
2. Which equipment on the fire engine might the firefighters need to use? **They would need to use...**

Maths 4.3.2021

**Starter** – Days of the week. Join in with the following song by clicking the link or scanning the QR code below: <https://www.youtube.com/watch?v=36n93jvjkDs&t=5s>

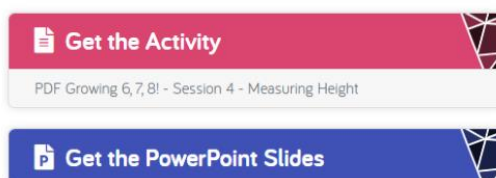


**Can your child answer the following questions?**

- What day is it today?
- What day was it yesterday?
- What day is it tomorrow?

**Lesson** – Watch Measuring Height (**Session 4**) by clicking the link or scanning the QR code below: <https://whiterosemaths.com/homelearning/early-years/growing-6-7-8-week-3/>

### Measuring Height



**Activity** – Measure some plants or flowers in your garden or house (using the cubes that were included in your work pack before Christmas). Alternatively, you could measure some toys or anything else you may find.

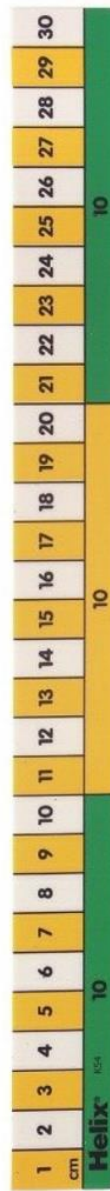

**Key words for your child to use:**

- Short - Shorter
- Tall - Taller
- Shortest - Tallest
- More - Fewer

**Super Challenge** – Measure the same things with your ruler (provided in the work pack before Christmas). How many centimetres tall are they?

**Extra Super Challenge** – Draw some plants in order from shortest to tallest. Measure them with your ruler and label how many centimetres tall they are.

15 cm.



Share your work with your teacher on Class Dojo.





PSHE 4.3.2021

Today, we will be carrying on with our “Healthy me” topic!

Which of these lunchboxes is healthy? What makes them healthy or unhealthy? Talk to your child about what these words mean.



Make a healthy sandwich together. Talk about the filling you are using and why it is good for you and the effect it will have on our body.

What does healthy food do to your body?

If you eat less healthy food all of the time, what would happen to your body?

If something is less healthy, does that mean that you can never eat it?

Can your child name their favourite healthy snack?

#### Play challenge 4.2.2021

Make your own playdough following this recipe!

You will need 1 cup of flour,  $\frac{1}{4}$  cup of salt,  $\frac{1}{2}$  cup of hot water, 2 tbsp. oil, food colouring.

You can find the instructions by following this link or by scanning the QR code.

<https://everythingmummy.co.uk/2017/08/easiest-play-dough-recipe-ever.html>



#### Outdoor activity 4.3.2021

Go outside and find lots of sticks, leaves, pine cones, stones etc. and make some Andy Goldsworthy inspired artwork. We learnt about Goldsworthy during our art lessons before Christmas. Can you remember anything about his artwork?



**Friday 5<sup>th</sup> March 2021**

Phonics 5.3.3021

Watch 'Phase 3 Tricky Words Song' by clicking the link or scanning the QR code below: <https://www.youtube.com/watch?v=R087lYrRpgY>



**Lesson** – Watch the teacher video on Class Dojo which introduces the tricky words 'was' and 'all'.



**Activity** – Cut out the following tricky words and go on a tricky word hunt around the house. Get an adult or sibling to hide them. When you have found them all, you can only get a point for each word that you read. How many points can you get?

I	to
no	go
the	into
be	me
she	he
you	are
was	all



**Super Challenge** – Can you write the tricky words ‘was’ and ‘all’ independently?

**Extra Super Challenge** – Can you write a sentence using either of today’s tricky words independently?

Share your work with your teacher on Class Dojo.



### Handwriting 5.3.202

Complete the following fine motor warmup:

“One finger one thumb keep moving- children’s songs- kids by the learning station” <https://www.youtube.com/watch?v=osIVAVlgLpc>



Name:

---

---

**Activity:** Write your name.

Watch /y/ letter formation video by clicking the following link or scanning the QR code below: <https://www.youtube.com/watch?v=UlyLAJZ5CaI&list=PL2HgNIO5uPKBKHkdjBGu3IYnQEibe6bd2&index=25>



**Activity:** Complete /y/ worksheet on the following page. Use the ‘How to write letters’ strip to help identify whether it is a tall or short letter and whether it needs to come below the line.

**Super Challenge:** Try to write this letter independently in your book.

**Extra Super Challenge:** Can you think of a word beginning with /y/? Write it in your best handwriting.

Share your work with your teacher on Class Dojo.



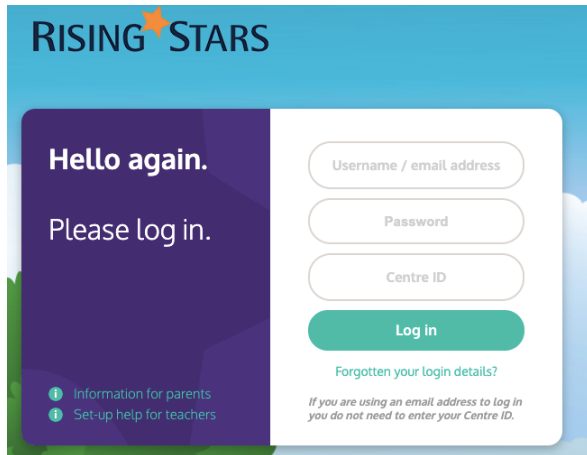
### How to write letters

a b c d e f g h i j k l m n o p q r s t u v w x y z

ü y y y y y y y y y y

### Reading 5.3.2021

Access the books available on the “Rising Stars” website or read your reading book. The Centre ID for Rising Stars is 379448. <https://my.risingstars-uk.com/Default.aspx?ReturnUrl=%2fMyDynamicLearning.aspx>



The image shows the Rising Stars login interface. At the top, the 'RISING STARS' logo is displayed in white on a blue background. Below the logo, on a dark purple background, is the text 'Hello again.' and 'Please log in.' in white. To the right of this is a white login form with three input fields: 'Username / email address', 'Password', and 'Centre ID'. Below these fields is a green 'Log in' button. Under the button is a link 'Forgotten your login details?'. At the bottom of the form, there is a note: 'If you are using an email address to log in you do not need to enter your Centre ID.' On the left side of the purple area, there are two links: 'Information for parents' and 'Set-up help for teachers', each preceded by a small blue icon.




Comprehension 5.3.2021

Choose a book that you have at home or a book that you enjoyed reading on Rising Stars.  
What was your favourite part of the story?

**Activity-** Draw a picture of your favourite part of the story.

**Super challenge-** Label your picture or write a caption to describe what is happening.

**Extra super challenge-** Can you verbally retell the story to an adult?



### Maths 5.3.21

**Starter** – Days of the week. Join in with the following song by clicking the link or scanning the QR code below: <https://www.youtube.com/watch?v=36n93jvjkDs&t=5s>

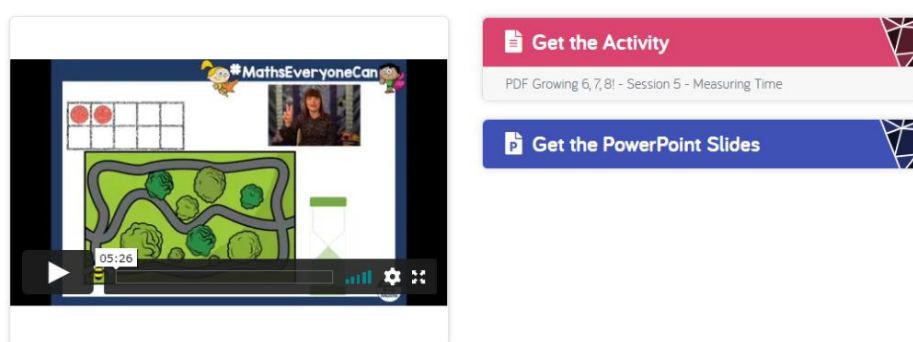


Can your child answer the following questions?

- What day is it today?
- What day was it yesterday?
- What day is it tomorrow?

**Lesson** – Watch Measuring Time (**Session 5**) by clicking the link or scanning the QR code below: <https://whiterosemaths.com/homelearning/early-years/growing-6-7-8-week-3/>

#### Measuring Time



**Activity** – Complete the activity on the next page.

**Super Challenge** – Does your child know any other words to describe the length of time? Discuss seconds, minutes, hours and days with them.

**Extra Super Challenge** – Can your child say which is longer/shorter – seconds, minutes, hours or days.



Ask a grown up to time you for one minute.

You could see how many times you can write your name in one minute.

Or how many cubes you can place in a tower in one minute.



What else could you  
do in one minute?

Which activities were quick to complete? Which activities took longer?



Thematic 5.3.2021

Complete the quiz on firefighters <https://forms.gle/xp5geYYVPUWX17jA6>

Role-play being a firefighter! Can you rush to an emergency? Can you put out a pretend fire? Can you make your own fire engine? You can use the firefighter helmet outline to make your own firefighter helmet!



Name \_\_\_\_\_

Fire Officer



twinkl.com

A worksheet template for a role-play activity. It features a red rounded rectangular border. Inside, there is a line for a name, the title 'Fire Officer', a colorful illustration of a red fire engine with 'FIRE' on its roof and 'TW1 NKL' on its license plate, and a small 'twinkl.com' watermark at the bottom right.

# Incident Form

Name \_\_\_\_\_

Date \_\_\_\_\_

Type of Incident \_\_\_\_\_

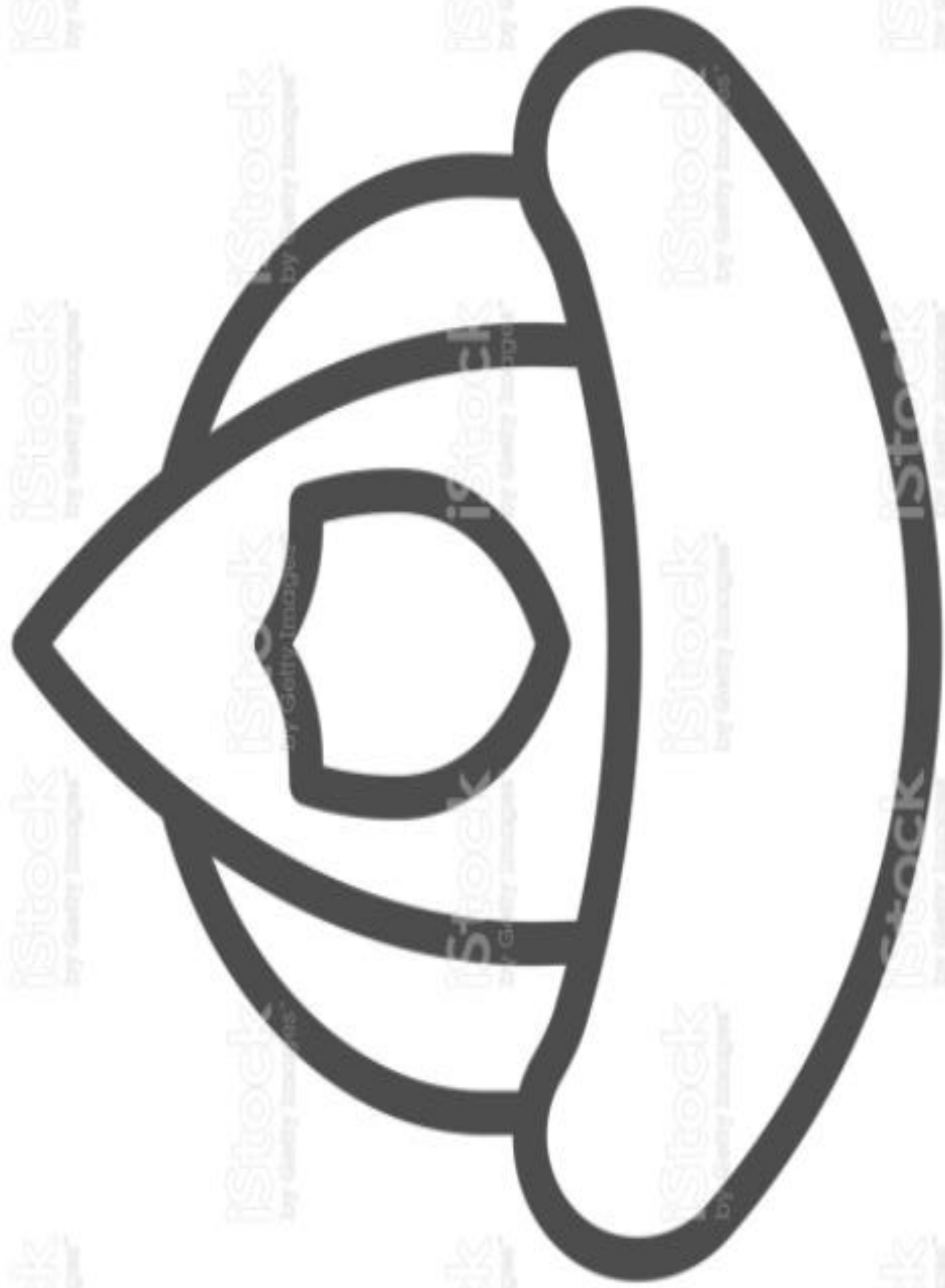
Location \_\_\_\_\_

What equipment is needed? (please circle) \_\_\_\_\_

Other emergency services required \_\_\_\_\_



Signed \_\_\_\_\_



### Play challenge 5.3.2021

Help your parent to cook lunch or dinner today, help them to measure out the ingredients!



### PE 5.3.2021

Join in with Joe Wicks' PE lesson on YouTube at 9am.

<https://www.youtube.com/channel/UCAxW1XT0iEJo0TYIRfn6rYQ>



#### **The Body Coach TV**

2.71M subscribers • 508 videos

Welcome to the Body Coach TV where I post weekly home workouts to help you get, stronger,



Aa Bb Cc Dd


Ee Ff Gg Hh Ii

Jj Kk Ll Mm

Nn Oo Pp Qq

Rr Ss Tt Uu Vv

Ww Xx Yy Zz





©2014 L&L







---

---

---

---







