




GROUP 1

Home learning pack - Year One - Week 8


Week beginning **Monday 1st March** - **Friday 5th March**


Timetable for the week:

Day of week	Core	Foundation
Monday	Maths - Starter, 1 more and 1 less (numbers 11 - 20) English - Explore character descriptions (synonyms) Phonics - oo and wh Handwriting - f, ff, s and ss words Please read a book 	Thematic - <ol style="list-style-type: none"> 1. Knowledge dump 2. What are the continents of the world.
Tuesday	Maths - Starter, compare groups of objects English - Practice using synonyms Phonics - oo and wh Handwriting - l, ll, zz and ck words Please read a book	Art - Wildlife art
Wednesday	Maths - Starter, compare numbers English - Explore character description model texts (conjunctions) Phonics - oo and wh Handwriting - ing, ed and er words Please read a book 	PSHE - Medicine safety
Thursday	Maths - Starter, compare numbers English - Practice using conjunctions Phonics - wh Handwriting - nk and ng words Please read a book	Science - Animals and their offspring
Friday	Maths - Consolidation quiz English - Create a character profile Phonics - Common exception words Handwriting - ch words Please read a book 	PE - Cosmic Yoga

This timetable is flexible. Some days will be more productive than others. We ask that you do the core subjects (phonics, writing, and maths) daily, and then balance the foundation subjects as suits you. You may find that doing all the day's work in one go works, best (remember to take a short break, though) or splitting it into morning and afternoon suits you better.

Remember the assembly on routines - try to start at the same time every day, in a quiet place if possible. Have a clear plan for the day.

 This symbol means you will have a video to watch. You will find the video posted on the class story page on dojo on the day of the lesson.



This symbol is reminding you to upload your work to dojo so that your teacher can see your child's progress.

There are additional extension tasks on pages 52 - 55. These are **optional**.

Maths starter:

1.

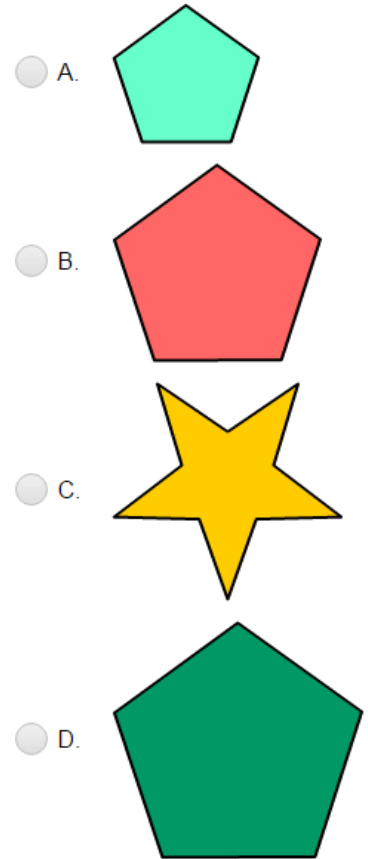
Identify the given shape.



- ☐ A. Rectangle
- ☐ B. Triangle
- ☐ C. Circle
- ☐ D. Square

2.

Identify the odd one out.



3.

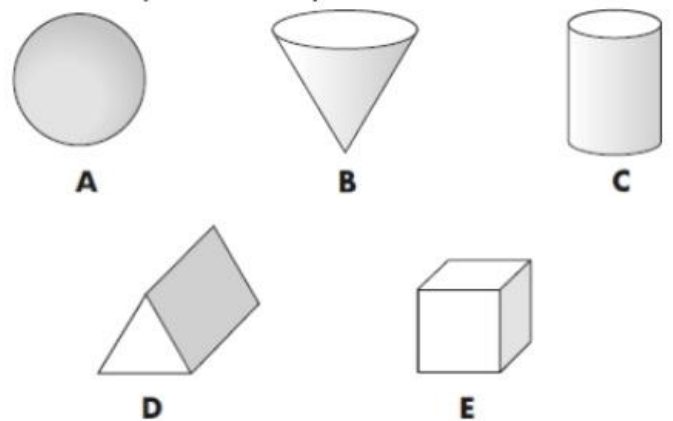
How many sides does the given shape have?



- ☐ A. 5
- ☐ B. 6
- ☐ C. 8
- ☐ D. 7

4.

Circle the cone and tick the cube.



Click on the link or scan the QR code for today's lesson.

<https://vimeo.com/480325729>



- i** a) There are 13 children sitting down.



Watch the video.
Pause the video
when it tells you to
and complete the
questions.

One more child sits down.

How many children are sitting down now?

- b)** There are 15 cars in a car park.



One car leaves.

How many cars are in the car park now?

What is the same about your answers?

2 Colour these numbers on the track.

- One less than 19
- One more than 14
- One more than 11

10	11	12	13	14	15	16	17	18	19	20
----	----	----	----	----	----	----	----	----	----	----

3 Eva has 12 strawberries.



Her sister gives her one more strawberry.

How many strawberries does Eva have now?

4 Complete the sentences.

a) One more than 17 is

b) One less than twenty is _____.

c) One less than 1 ten and 5 ones is

5 Complete the sentences.


a) is one less than 19

b) is one more than 11

c) 1 ten and 7 ones is one _____ than 16

6 How many ways can you complete the sentence?

One less than is one more than





Watch the video posted to dojo.

We are going to continue to use our three model texts to help us identify key features of a character description. You will need your English sheets and a pen/highlighter/coloured pencil to complete this lesson. We will begin the video with your starter.

Starter (WABOLL):

goldilocks had long hair. She was a happy girl. And she was always skipping around. Goldilocks had blue eyes and rosy cheeks and a big smile and a pink bow in her hair She was a very bad girl cuz she went in the bears house and ate up all their porridge.



Main task: To find synonyms of words in our model texts:



Don't worry, your teacher will explain what these are in the video!



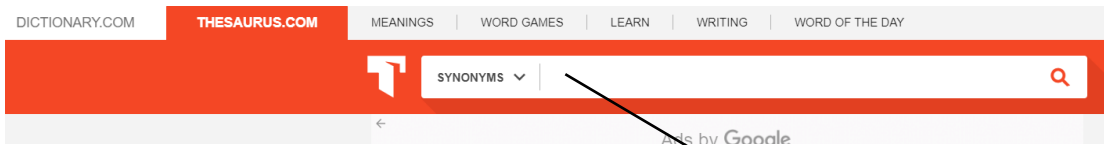
Synonym is a tricky word to spell but has a simple meaning.

A **synonym** is a word that means exactly or nearly the same as another word.

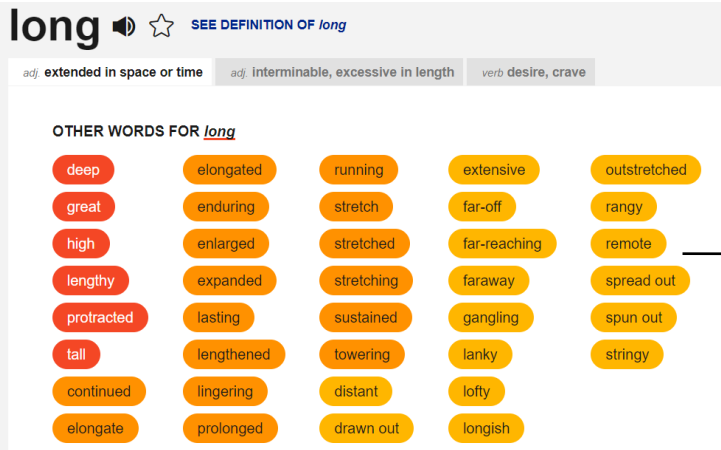
For example: *small* and *little* are synonyms as they have the same meaning.

Click on the link or scan the QR code to access the free online thesaurus. A thesaurus can give us synonyms when we can't think of our own.

<https://www.thesaurus.com/>



Type the word in the search bar



Lots of examples will appear. Remember to say your sentence out loud to make sure it makes sense!

Model text 1:

The Big Bad Wolf


The Big Bad Wolf has a long bushy tail and large angry eyes. He also has long white teeth and a long black nose. The Big Bad Wolf has long furry ears to hear with.



Model text 2:

The Gruffalo

The Gruffalo has two large, curved horns at the top of his head. He has bright orange eyes and a slimy, black tongue. The Gruffalo has an enormous, poisonous wart on the end of his wet nose. Running all down his back are sharp pointed prickles.



Model text 3:

Peter Rabbit is a brave, cheeky, and impulsive little rabbit. He is far more adventurous than his siblings Flopsy, Mopsy, and Cotton-tail.

He has the brightest, blue coat which wraps around his short, fluffy body to keep him warm. He has two beady eyes, a small button nose and long, wiry whiskers.



Send a picture of your synonyms to your teacher.

Review: oo/oo

Click on the link or scan the QR code

<https://www.youtube.com/watch?v=ONggoexC>



Practise reading these words, you may wish to draw the sound buttons on to help you.
Remember 'oo' can make a short sound or a long sound (as in the video)

boot

look

moon

food

book

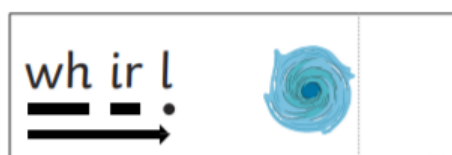

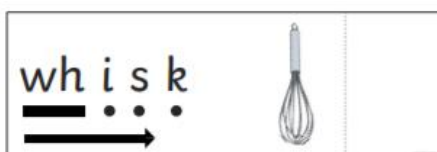
pool

New sound: wh

Click on the link or scan the QR code

<https://www.youtube.com/watch?v=mppiO8xtYoA>

Practise reading the 'wh' words:



off

puff

sniff

miss

kiss

less

if

us

bus

yes

Write sentences or draw and label pictures about everything you can remember about the world.

What do you know about the UK?

What do you know about the world?



What do I know about the world we live in?



What does continent mean?

What does native mean?

Draw pictures of animals that are native to the UK?

Last week, we explored what a **continent** is.

Let's review our STAR word:



Listen to the continents song to remind you of the names of the 7 continents

<https://www.youtube.com/watch?v=35V2dm7JIwE>



Continent

An area of the world that contains different countries.

There are 7 continents in the world.

Antarctica is a continent and it is very cold there.

Look at the world map below. Can you find the UK? It is in the continent Europe.



Task: Turn the page landscape and label the continents of the world. Remember, if you get stuck look at the previous page for help.

The Seven Continents of the World

Word Bank

North America

South America

Africa

Antarctica

Australasia

Europe

Asia



Maths starter:

1. Fill in the missing numbers.

8				12		14
---	--	--	--	----	--	----

2. _____ + _____ = 5 _____ + _____ = 5 _____ + _____ = 5

3. _____ + _____ = 10 _____ + _____ = 10 _____ + _____ = 10

4. Fill in the missing numbers. (write the word)

one	two		four	five		seven
-----	-----	--	------	------	--	-------



Click on the link or scan the QR code to see today's lesson.

<https://vimeo.com/483168827>



Watch the video.
Pause the video
when it tells you to
and complete the
questions.

I Annie and Tommy have these sweets.



a) Who has the least sweets? _____

Complete the sentence.

is less than

b) Who has the most sweets? _____

Complete the sentence.

is more than

least means the smallest amount



most means the largest amount



2 Teddy and Amir have these cookies.

Teddy 

Amir 

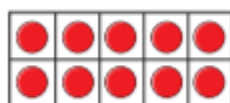
Who has the most cookies? _____

How do you know? _____

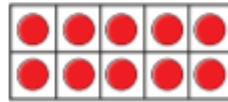
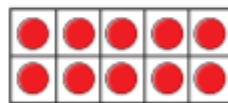
Complete the sentence.

is more than

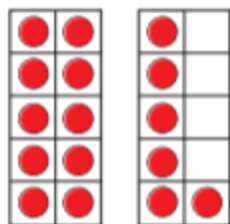
3 Write greater or less to complete the statements.



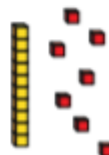
is _____ than



is _____ than



is _____ than



4

Draw counters to make the statement true.

a)


is greater than

b)

is less than

c)

is equal to





Synonym is a tricky word to spell but has a simple meaning.

A **synonym** is a word that means exactly or nearly the same as another word.

For example: *small* and *little* are synonyms as they have the same meaning.

Watch the video

<https://www.youtube.com/watch?v=U2XMIx6FEE>



TASK 1: Match each word to its synonym:

big

speedy

pretty

little

happy

large

small

damp

fast

begin

start

glad

also

beautiful

wet

too

TASK 2:


Complete the sentences with a synonym to match each word underlined:

For example

On her way shopping, Mrs Rabbit felt happy.

On her way shopping, Mrs Rabbit felt joyful.

Happy and joyful
have the same
meaning. They
are synonyms.



Peter Rabbit ran fast.

Peter Rabbit ran _____.

It was cold in the garden shed.

It was _____ in the garden shed.



Mr McGregor was angry.

Mr McGregor was _____.



Remember to send a photo of your work to your class teacher.

oo/oo

Watch the video: <https://www.youtube.com/watch?v=3xNizJl6GAs>

Sort the oo words - write the words in the correct list in your exercise book

 oo like in school

1.
2.
3.
4.
5.

 oo like in book

1.
2.
3.
4.
5.



 boot	 broom
 pool	 spoon
 foot	 zoo
 tools	 hoop
 hook	 cook

wh

Watch the video: <https://www.youtube.com/watch?v=vuYZVrh1iPc>

when

wheat

whisk

whistle


whack

white

wheel

whale

© Miss Giraffe

Read
the
words.Match
the
picture
to the
word.

You can draw lines

from the words to the

pictures, or you may wish

to draw the pictures in

the boxes yourself.

well

pull

full

wall

buzz

fizz

back

stick

flick

pal



Last week, we researched two wildlife artists called **Richard Symonds** and **Alan Hunt**.

After looking at their work and evaluating it, you then had a go at drawing a lion.



This week, we are going to practice drawing another wild animal...

A giraffe.

Click on the link or scan the QR code and watch the video very closely. <https://www.youtube.com/watch?v=k4KmqcTIZZQ>

You will need paper, a pencil, a black pen and if you want to add colour you will need yellow and brown.



Top tip!
Draw the outline in pencil first... then go over it with a black pen.

Use the page below for your drawing.



Maths starter:

Draw a line to match. The first one is done for you.

5 tens

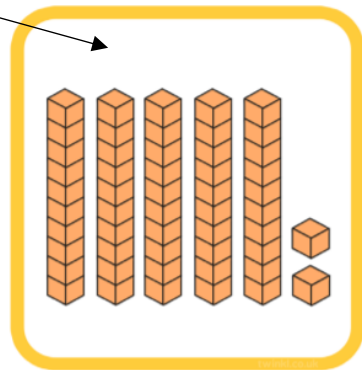
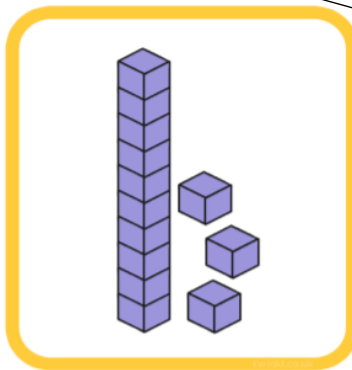
2 ones

3 tens

4 ones

1 ten

3 ones



4 tens

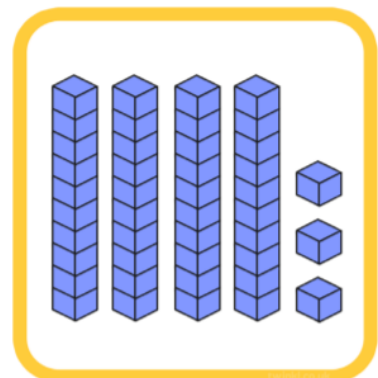

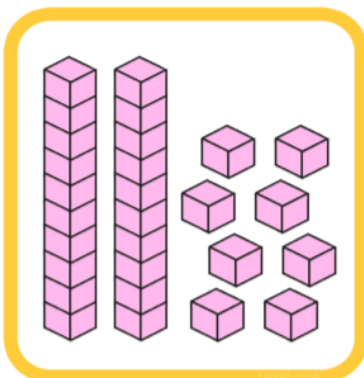
1 one

4 tens

3 ones

2 tens

8 ones



Click on the link or scan the QR code for today's lesson.

<https://vimeo.com/483169674>



Watch the video.
Pause the video
when it tells you to
and complete the
questions.

I a) Which is the greatest number?

10

fifteen

nine

twenty

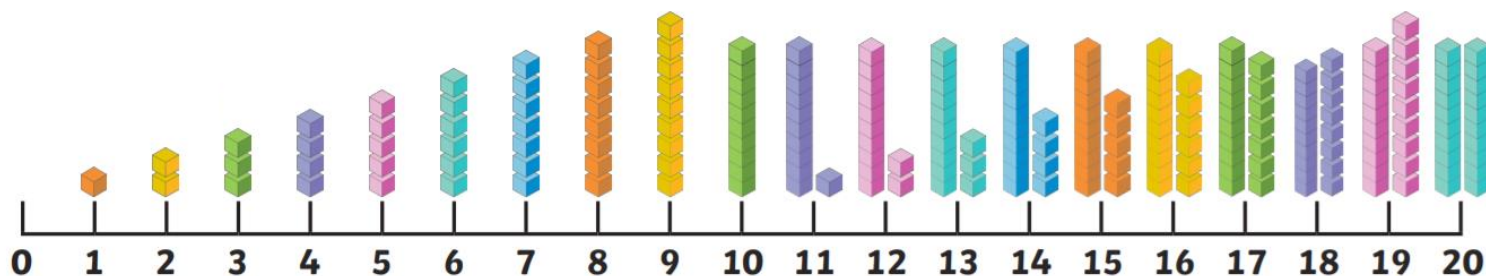
b) Which is the smallest number?

1 ten and 6 ones

twelve

$10 + 8$

13



Use the number line above to help you.

2 Which is the missing phrase?

less than

greater than

equal to

a) 12 is _____ 15

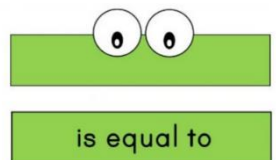
b) 15 is _____ 13

c) 20 is _____ twenty

d) 1 ten and 3 ones is _____ 14

Remember the crocodile is hungry!

He likes to eat the biggest number.



3 Write $<$ or $>$ in each circle.

a) 9 11

b) 12 5

c) 15 13

4 Complete the statements.

a) 17 is greater than


b) $13 >$

c) $16 <$

d) = 1 ten and 9 ones

e) $10 + 4 >$

f) $<$ one more than 15





Watch the video posted to dojo.

In this video, your teacher will explain which key feature we will be looking for in our three model texts today.

You will need your English sheets and a pen/highlighter/coloured pencil to complete this lesson. We will begin the lesson with the starter below.

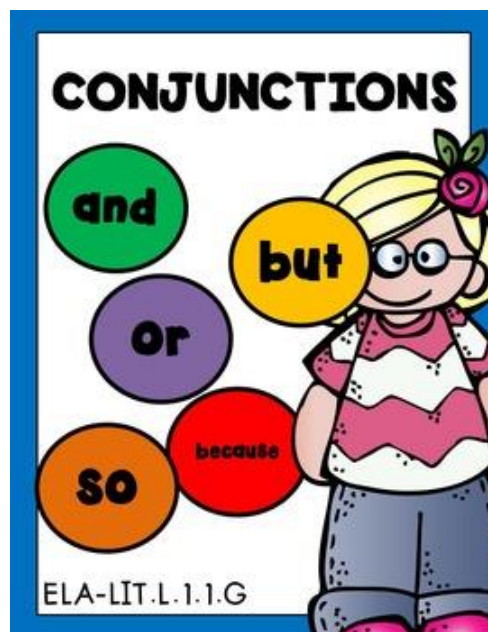
Starter:

Use your finger to follow the words as your teacher reads them to you.

The Big Bad Wolf is mean. He is hairy. He has a long tail. He has razor sharp teeth. The Big Bad Wolf has an elongated snout. He has fierce eyes.


What could we use to make this better? ○ ○ ○

Make sure you watch your teacher video to find out how we can make these descriptive sentences even better.



Task: To unpick the model texts.

Today we are looking for...




Conjunctions

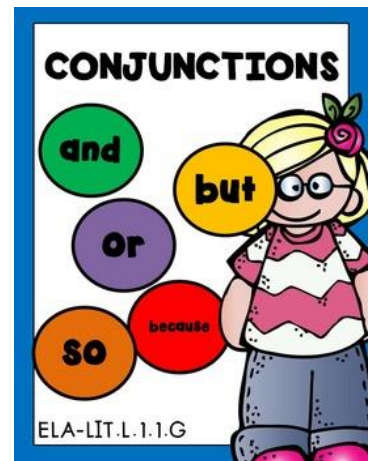
Model text 1:

The Big Bad Wolf

The Big Bad Wolf has a long bushy tail and large angry eyes. He also has long white teeth and a long black nose. The Big Bad Wolf has long furry ears to hear with. He has enormous hairy feet with very long sharp claws. The Big Bad Wolf has a powerful body and is strong and fierce.



Now it's your turn to find them in the next two model texts.



The Gruffalo

The Gruffalo has two large, curved horns at the top of his head. He has bright orange eyes and a slimy, black tongue. The Gruffalo has an enormous, poisonous wart on the end of his wet nose. Running all down his back are sharp pointed prickles. His claws are as sharp as razors but his teeth are blunt and brittle. His fur feels as soft as a cotton wool but it is matted and tangled. He has knobbly knees and turned out toes. His feet are gigantic and he stomps through the forest whilst swishing his long bushy tail. The animals are scared of him because he is so terrifyingly large.



Model text 3:

Peter Rabbit is a brave, cheeky, and impulsive little rabbit. He is far more adventurous than his siblings Flopsy, Mopsy, and Cotton-tail.

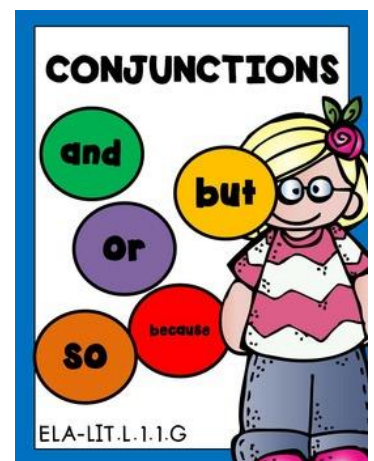
He has the brightest, blue coat which wraps around his short, fluffy body to keep him warm. He has two beady eyes, a small button nose and long, wiry whiskers.



All in all, Peter seems like he is a good, well behaved little rabbit but he is in fact very naughty because he never listens to his mum. This makes his mum very unhappy.

Peter Rabbit lives in a small burrow underground. The burrow is dark and narrow so Mrs Rabbit uses candle light to keep it brighter, warmer and cosier.

Peter Rabbit likes to creep quietly under Mr McGregor's wooden gate and run wild through his large vegetable patch. Peter's long, soft ears twitch and flinch as he listens out for Mr McGregor's loud roars of anger.



Send a picture of model texts 2 and 3.

oo/oo



Choose from the following words to fill the gaps.

cook

good

look

zoo

food

Ben gave the fish some _____.

We saw lots of animals at the _____.

Tom lost his coat and had to _____ for it.

wh

Read the sentences and highlight the 'wh' words:

There are two wheels on his bike.



Have you ever seen a whale?



My cat has long whiskers.



Look how tall the wheat is!



I will whisk the eggs in a bowl.



Super challenge: Answer the following questions using the sentences above:

1. How many wheels are on the bike? _____
2. What will they whisk in the bowl? _____
3. Which pet has long whiskers? _____

hunting

hunted

hunter

buzzing

buzzed

buzzer

jumping

jumped

jumper

cracker

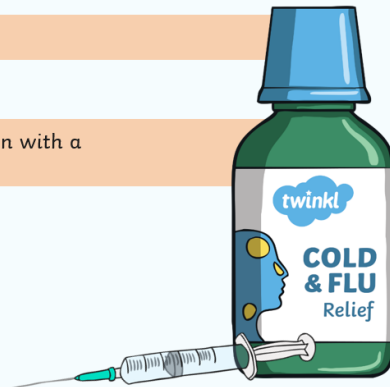
Watch the video:

https://www.youtube.com/watch?v=9OK6_OdWxTA

What Are Medicines?

Medicines are **drugs** to help you feel better.
They might come in:

- Tablets to swallow;
- Liquids to drink;
- Or they might need to be given with a needle.
- Medicines are **not** sweets.



You might need medicine when:

- *you have a cough
- *you have a headache
- *you have a sore ear or throat
- *you have a temperature

When Do I Need Medicine?

Can you think of a time that you might need medicine?



Who Should Give You Medicine?

Can you think of a time that you might need medicine?



Who Should Give You Medicine?

You should never give medicine to yourself.

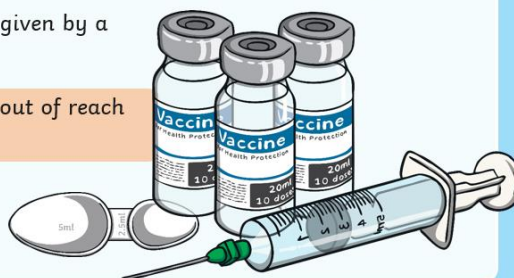


You should only take medicine
from a grown-up you can trust:

- *your Mum or Dad
- *a grandparent or relative
- *a nurse
- *a doctor
- *a grown-up at school


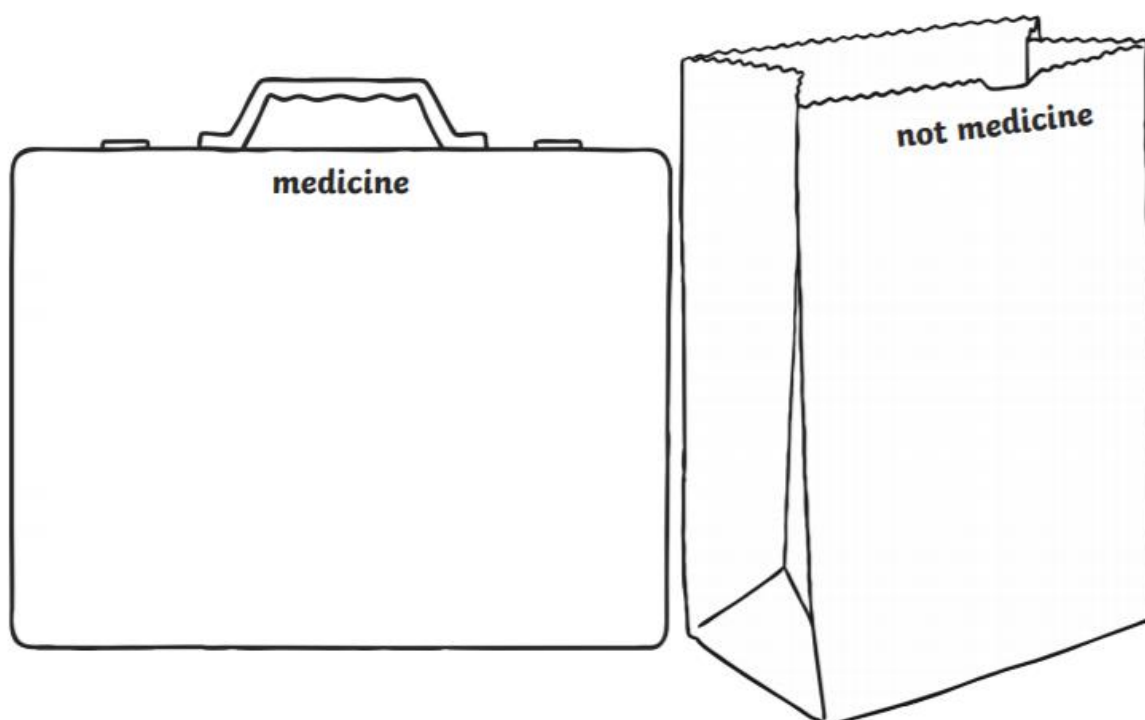
Medicines

- Medicines can make us feel better when we are sick.
- But not if we take too much.
- Too much medicine can make us very unwell.
- The right amount can be given by a grown up.
- Medicines should be kept out of reach from children.



TASK 1: Sort the items below into the correct place:

Medicine or Not?




Medicine Safety Quiz

True

False

Medicine should only be taken when you are sick.



You should only take medicine given to you by your Mum, Dad or another trusted grown-up.



It is safe for you to give yourself medicine.



Taking someone else's medicine is okay.



Remember to send a photo of your work to your teacher.



Maths starter:

1. Find 1 **more**

5 _____

9 _____

11 _____

17 _____

2. Find 1 **less**

_____ 5

_____ 9

_____ 11

_____ 17

3. Which is the **greatest** number? Circle it.

twelve

8

ten

3

4. Which is the **smallest** number? Circle it.

twelve

8

ten









3

Click on the link or scan the QR code to listen to the song.

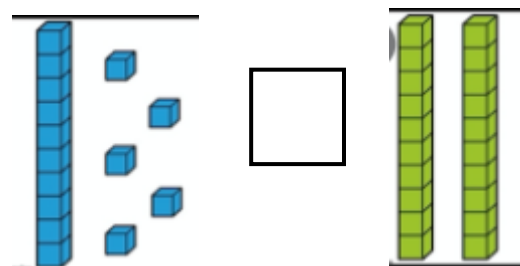
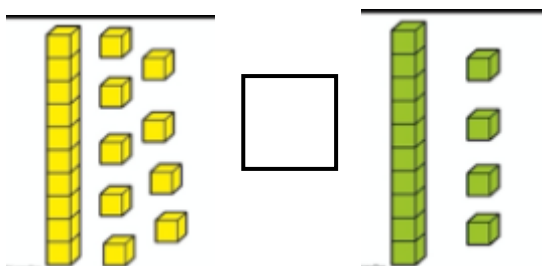
<https://www.youtube.com/watch?v=M6Efzu2slaI>



Q1. Count the objects and write the number in the blue box. Then put the correct symbol. The first one has been done for you.

 <div style="float: right; border: 1px solid blue; padding: 2px 5px; background-color: #add8e6;">8</div>	<	 <div style="float: right; border: 1px solid blue; padding: 2px 5px; background-color: #add8e6;">12</div>
 <div style="float: right; border: 1px solid blue; padding: 2px 5px; background-color: #add8e6;"></div>		 <div style="float: right; border: 1px solid blue; padding: 2px 5px; background-color: #add8e6;"></div>
 <div style="float: right; border: 1px solid blue; padding: 2px 5px; background-color: #add8e6;"></div>		 <div style="float: right; border: 1px solid blue; padding: 2px 5px; background-color: #add8e6;"></div>
 <div style="float: right; border: 1px solid blue; padding: 2px 5px; background-color: #add8e6;"></div>		 <div style="float: right; border: 1px solid blue; padding: 2px 5px; background-color: #add8e6;"></div>

Q2. Which is greater? Put the correct symbol in the boxes (< or >)



Q3. Write the correct symbol (<, = or >) in the box.

12 35

16 16

8 10

Q4. Write the correct symbol (<, = or >) in the middle column. The first one has been done for you.

11	<	14
19		13
17		15
20		16
12		12
10		18
13		20

Q5. True or false? Circle the correct answer. The first one has been done for you.

15 is less than 20.



20 is less than 19.



14 is greater than 12.



19 is less than 20.



11 is greater than 10.




Thirteen is greater than 10.



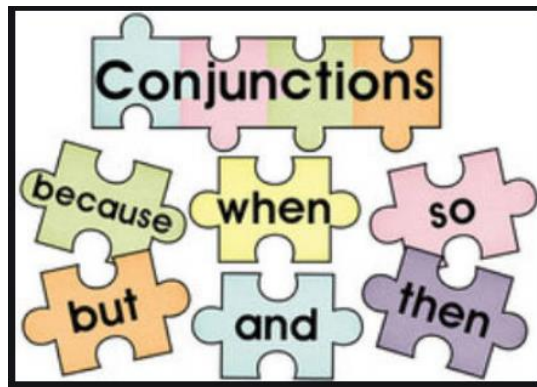
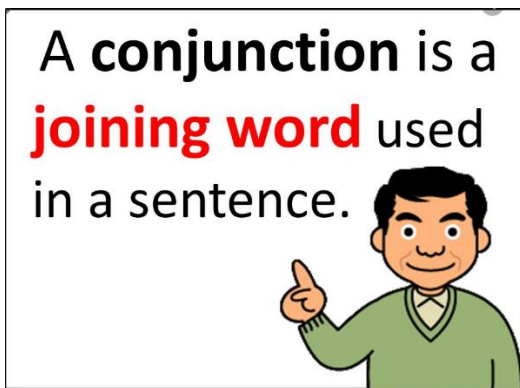
Seventeen is equal to 17.



15 is equal to fifteen.



We have done lots of work using conjunctions. We learned about them in Week 5 and we spent time finding them in our model texts yesterday.



Watch this video to support your learning:
<https://www.theschoolrun.com/what-is-a-conjunction>



TASK 1: Highlight the conjunctions (joining words) in the text:

Peter Rabbit lost his coat and his shoes.

Peter hid in the tool shed because Mr McGregor was trying to catch him.

It had been a long, scary day for Peter Rabbit so he went to bed.



TASK 2: Fill in the missing conjunctions:

Mr McGregor jumped up _____ ran after Peter rabbit.

Peter ran as fast as he could _____ he could not see the gate.

Mrs Rabbit was unhappy _____ Peter went into Mr McGregor's garden.

Peter left his coat in Mr McGregor's garden _____ Mr McGregor hung it up high.

because

and

but

so

Extension:

Write your own sentence about the picture below using one of the conjunctions (because, and, but, so).



wh

wheel







whale

wheat

Choose the correct word to write under the picture.



Write 'wh' and read the words:

 ____y	 ____ip
 ____ite	 ____ale
 ____eel	 ____isk

Many question words

begin with the digraph 'wh'

what ???

when

which

Extension: Write a question using each of the 3 question words above.

Remember to send your work to your teacher.



bank

think

honk

sunk

wink

bunk

sing

string

hang

long

Offspring



A person or animals' child/baby

The synonym of offspring is children or babies.

Many animals have offspring that look just like them.

Do all animal offspring look like their parents?

Click on the link or scan the QR code to find out:

<https://www.bbc.co.uk/bitesize/clips/z8x76sg>



Description

Classroom Ideas



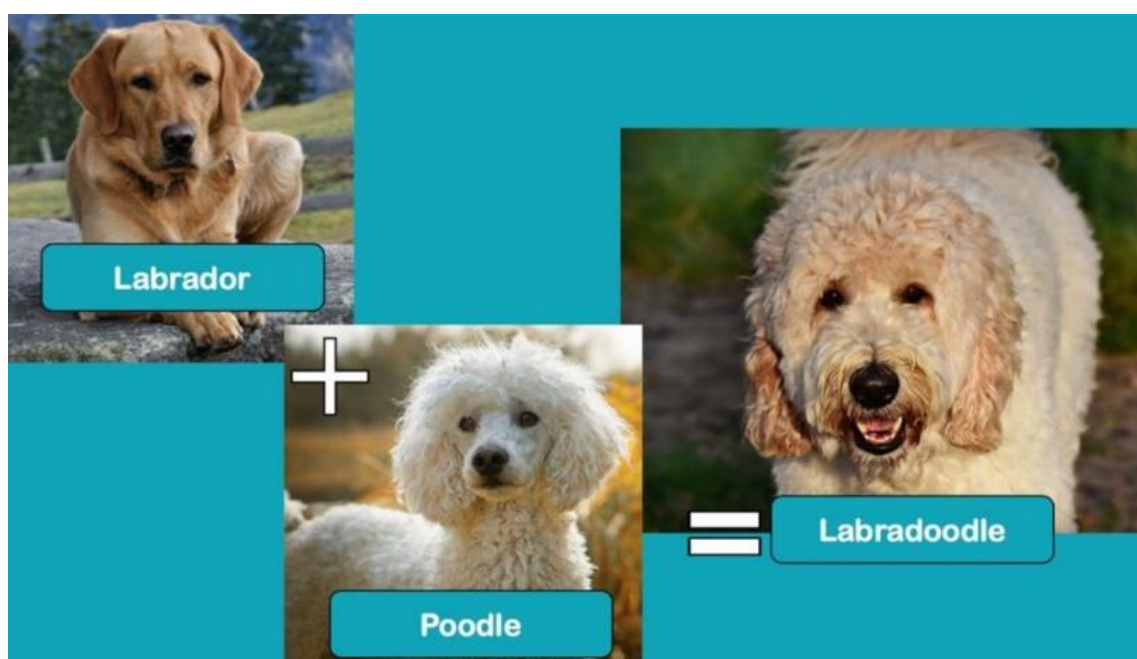
Many animals look like their parents when they are young, they are just a lot smaller.



Some animals start of looking different. They have different coloured fur or markings. But as they get older, they look exactly like their parents.



Some animals have different parents. Here is an example. These two dogs are different breeds (types). Their baby is a mix of both of them and its called a labradoodle.



Task 1:

Even humans have features that are the same and some that are different. We get these from our parents.



What features do you have that are the same as members of your family?

Example: My hair is the same colour as my Dad.

1. _____
2. _____
3. _____

What features do you have that are different from members of your family?

Example: My hair is a different colour to my mums.

1. _____
2. _____
3. _____

Task 2:

Look at the pictures of the monster mummies and daddies.
Then draw a baby monster that look a bit like both the mummy
and daddy monster.



daddy monster



mummy monster

baby monster

Maths quiz



Click on the link or scan the QR code to access this week's quiz.

Keep an eye out for the misconception video which will be posted on dojo later today.

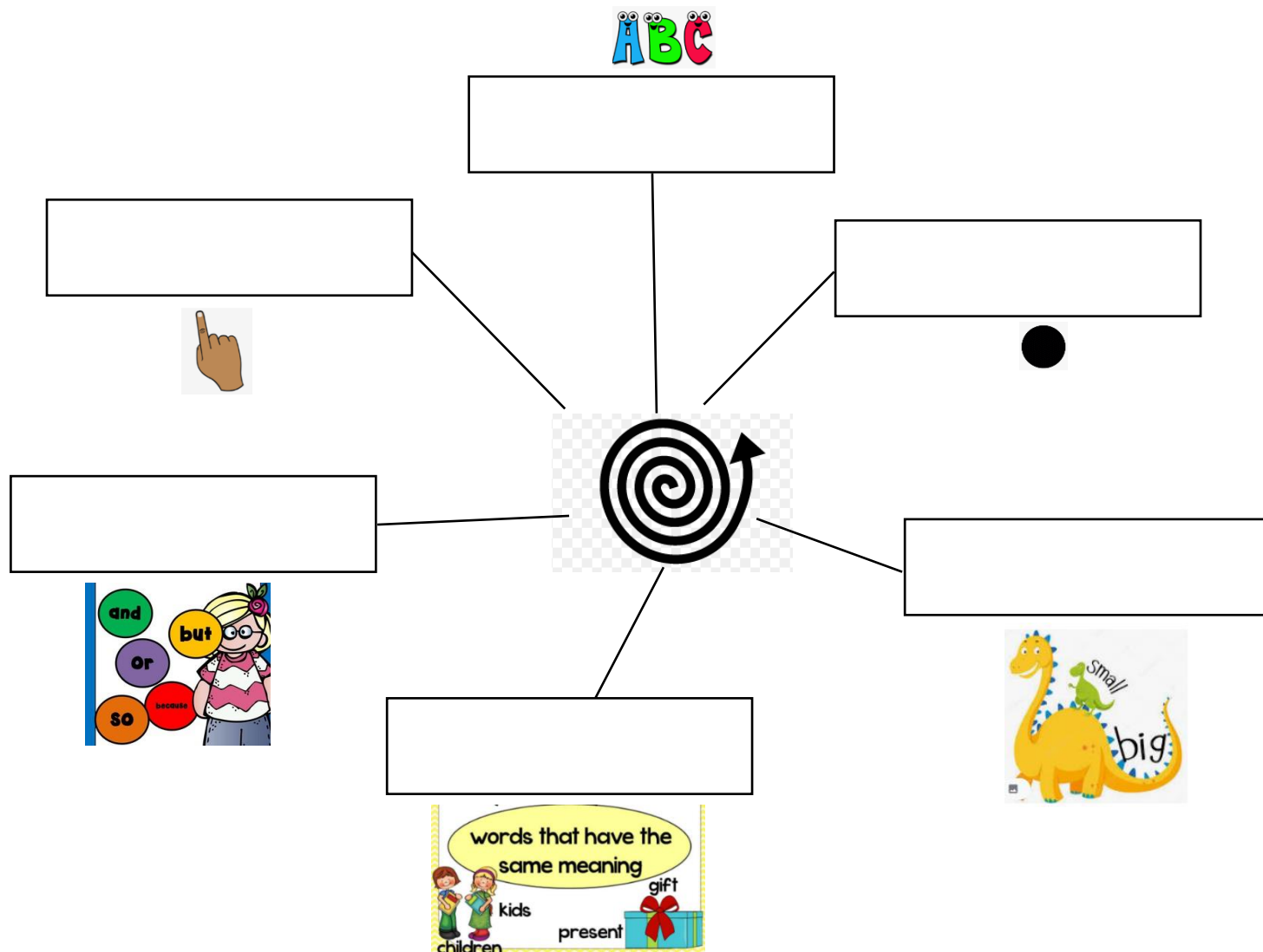
<https://forms.gle/b3Ey9GdMMM3gPCKm8>



Think about everything we have been learning to use in our English lessons over the past two weeks.

Starter task:

What key features do we need to use in a character description? Write them in the boxes.



After you have completed your starter, watch the video posted onto your dojo story wall. In this video, your teacher will explain how you will create your own character profile for Peter Rabbit. This will help you to plan your character description and you can use it when we start drafting.

Character Profile

Peter Rabbit

What do they look like? (appearance)

Draw a sketch of your character:

Where do they live?

What is your character like? (personality)

What does your character like to do?

Read these words to your child. Ask them to repeat each word after you.

you

your

they

be



Beat the clock!

Ask your child to write each word (from above) as many times as they can in 1 minute.



Fill in the missing common exception words:

1. Will you _____ my friend?
2. I will give _____ a treat.
3. When is _____ birthday?
4. The children are happy when _____ play in the snow.

Super challenge:

Make up your own sentences using the four common exception words.

chip

chick

catch

fetch

kitchen

notch

hutch

rich

much

such

Click on the link or scan the QR code to access cosmic yoga.

https://www.youtube.com/watch?v=5y3gCrL_XIM



Additional extension activities

Maths:

1. Practise writing the numbers 10-20 in your workbook.

2. Fill in the missing numbers:

	2	3		
6	7		9	10
11			14	15
	17	18		20

3. Practise writing numbers 0-20 in words

4. Click on the link or scan the QR code and follow the lesson.

<https://teachers.thenational.academy/lessons/to-compare-and-order-three-numbers-within-20-6xj6ce>



5. Play the online place value game:

<http://www.ictgames.com/sharkNumbers/mobile/index.html>



English:

1. Days of the week



Days of the Week Cut & Paste Worksheet

Parents, help your child to:

1. Cut out the squares at the bottom of the page
2. Arrange the days of the week in order and paste them in the boxes below.

--	--	--	--	--	--	--



Wednesday	Monday	Sunday	Friday	Tuesday	Saturday	Thursday
-----------	--------	--------	--------	---------	----------	----------

2. Months of the year:

Listen to the song and say the months in order:

https://www.youtube.com/watch?v=5enDRrWyXaw&list=PLq4y6Om_3_BsDssdzvrCueiho5Tc-1j8



Months of the Year Which month comes next?

March	April	May	
August	September	October	
January	February	March	
September	October	November	
April	May	June	

Reading comprehension:

Read the text and answer the questions carefully:

The green tree

I am Bella and
this is my green tree.
It is a big tree.
I like this tree.
I can play in the tree.
Can you see me?



1. What is the girl's name?

2. What colour is the tree?

3. Is the tree big or small?

4. What can the girl do in the tree?

Phonics:


1. Scan the QR code or click the link to play a variety of phonics games:
<https://www.phonicsplay.co.uk/resources/phase/5/dragons-den>



2. Scan the QR code or click the link to play a variety of phonics games:
<https://www.phonicsbloom.com/uk/game/list/phonics-games-phase-5>








3. Practise this week's new sound 'wh'



Complete the Sentence



Fill in the blanks using the following words to complete each sentence.

				
Wheel	wheat	whale	whisk	white

- 1 Farmer Bob has a field full of
- 2 Do you like black or cats best?
- 3 We went on the Ferris at the fair.
- 4 I can the batter for the cake.
- 5 The has a blowhole to breathe air.