

GROUP 1

Home learning pack - Year One - Week 7


Week beginning **Monday 22nd February** - **Friday 26th February**


Timetable for the week:

Day of week	Core	Foundation
Monday	Maths - Arithmetic starter, count forwards and backwards from 20. Writing - Explore character description model texts (capital letters, finger spaces and full stops) Phonics - 'oa' and 'aw' Handwriting - Letter formation (i,j,k,l) Please read a book	Thematic - 1. Review quiz 2. What are the continents of the world?
Tuesday	Maths - Starter, numbers from 11 to 20. Writing - Practice using capital letters and full stops Phonics - Read oa' and 'aw' words Handwriting - Letter formation (m,n,o,p) Please read a book	Music - Understand how sound is represented by symbols
Wednesday	Maths - Starter, Tens and ones. Writing - Practice using capital letters and full stops Phonics - Read oa' and 'aw' words in a sentence. Handwriting - Letter formation (q,r,s,t) Please read a book	PSHE - Keeping Clean & Healthy
Thursday	Maths - Arithmetic starter, Tens and ones Writing - Explore character description model texts (adjectives) Phonics - Write oa' and 'aw' Handwriting - Letter formation (u,v,w) Please read a book	Science - How do we care for animals?
Friday	Maths - Consolidation quiz Writing - Use adjectives to describe a character Phonics - Common exception words Handwriting - Letter formation (x,y,z) Please read a book	PE - Real PE

This timetable is flexible. Some days will be more productive than others. We ask that you do the core subjects (phonics, writing, and maths) daily, and then balance the foundation subjects as suits you. You may find that doing all the day's work in one go works, best (remember to take a short break, though) or splitting it into morning and afternoon suits you better.

Remember the assembly on routines - try to start at the same time every day, in a quiet place if possible. Have a clear plan for the day.

 This symbol means you will have a video to watch. You will find the video posted on the class story page on dojo on the day of the lesson.



This symbol is reminding you to upload your work to dojo so that your teacher can see your child's progress.

There are additional extension tasks on pages 48- 54. These are **optional**.

Maths arithmetic starter:

$$8 + 4 = \underline{\quad}$$

$$10 + 6 = \underline{\quad}$$

$$12 - 6 = \underline{\quad}$$

$$10 - 2 = \underline{\quad}$$

$$0 + 8 = \underline{\quad}$$


Click on the link or scan the QR code to watch today's lesson.

<https://vimeo.com/480768128>



Watch and listen to the video. Pause the video when it asks you to and complete the worksheets.

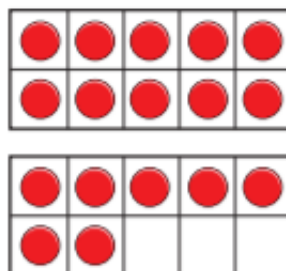
Example of matching picture to the numeral:



I Match the picture to the numeral.



12




14

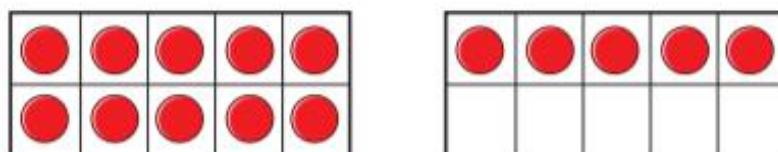


17

Example of using counters on a ten frame in different ways to represent a number:



2 Here is a number.



a) What is the number?

b) Use counters and ten frames.

Make this number in a different way.

Draw your counters.



3 Write the numerals in words.

a) 12 _____

b) 13 _____

c) 15 _____

d) 18 _____

e) 20 _____

twenty

fifteen

thirteen

twelve


eighteen

4 Complete the number tracks.

10	11	12							
----	----	----	--	--	--	--	--	--	--

			12	13					
--	--	--	----	----	--	--	--	--	--

18	17								
----	----	--	--	--	--	--	--	--	--





Watch the video posted to dojo.
In this video, your teacher will explain your new English topic to you.
You will need your English sheets and a pen/highlighter/coloured pencil to complete this lesson.

Task: To unpick the model texts.

Today we are looking for...



Capital letters



Finger spaces




Full stops

Model text 1:

The Big Bad Wolf

The Big Bad Wolf has a long bushy tail and large angry eyes. He also has long white teeth and a long black nose. The Big Bad Wolf has long furry ears to hear with. He has enormous hairy feet with very long sharp claws. The Big Bad Wolf has a powerful body and is strong and fierce.



Now it's your turn to find them in the next two model texts.

The Gruffalo

The Gruffalo has two large, curved horns at the top of his head. He has bright orange eyes and a slimy, black tongue. The Gruffalo has an enormous, poisonous wart on the end of his wet nose. Running all down his back are sharp pointed prickles. His claws are as sharp as razors but his teeth are blunt and brittle. His fur feels as soft as a cotton wool but it is matted and tangled. He has knobbly knees and turned out toes. His feet are gigantic and he stomps through the forest whilst swishing his long bushy tail. The animals are scared of him because he is so terrifyingly large.



Model text 3:

Peter Rabbit is a brave, cheeky, and impulsive little rabbit. He is far more adventurous than his siblings Flopsy, Mopsy, and Cotton-tail.

He has the brightest, blue coat which wraps around his short, fluffy body to keep him warm. He has two beady eyes, a small button nose and long, wiry whiskers.



All in all, Peter seems like he is a good, well behaved little rabbit but he is in fact very naughty because he never listens to his mum. This makes his mum very unhappy.

Peter Rabbit lives in a small burrow underground. The burrow is dark and narrow so Mrs Rabbit uses candle light to keep it brighter, warmer and cosier.

Peter Rabbit likes to creep quietly under Mr McGregor's wooden gate and run wild through his large vegetable patch. Peter's long, soft ears twitch and flinch as he listens out for Mr McGregor's loud roars of anger.



Send a picture of model texts 2 and 3.

Review: oa

Watch the video: <https://www.youtube.com/watch?v=tbLTgyrC3eg>



Put the sound buttons and bars on the 'oa' words and read each word out loud.

goat	road	loaf	toast	float
------	------	------	-------	-------

New sound of the week: aw

Watch the video: <https://www.youtube.com/watch?v=FLXVDgil4F0>



Put the sound buttons and bars on the 'aw' words and read each word out loud.

paw	saw	dawn
hawk	yawn	law
draw	lawn	claw
crawl	jaw	straw

Year 1 Handwriting Lines

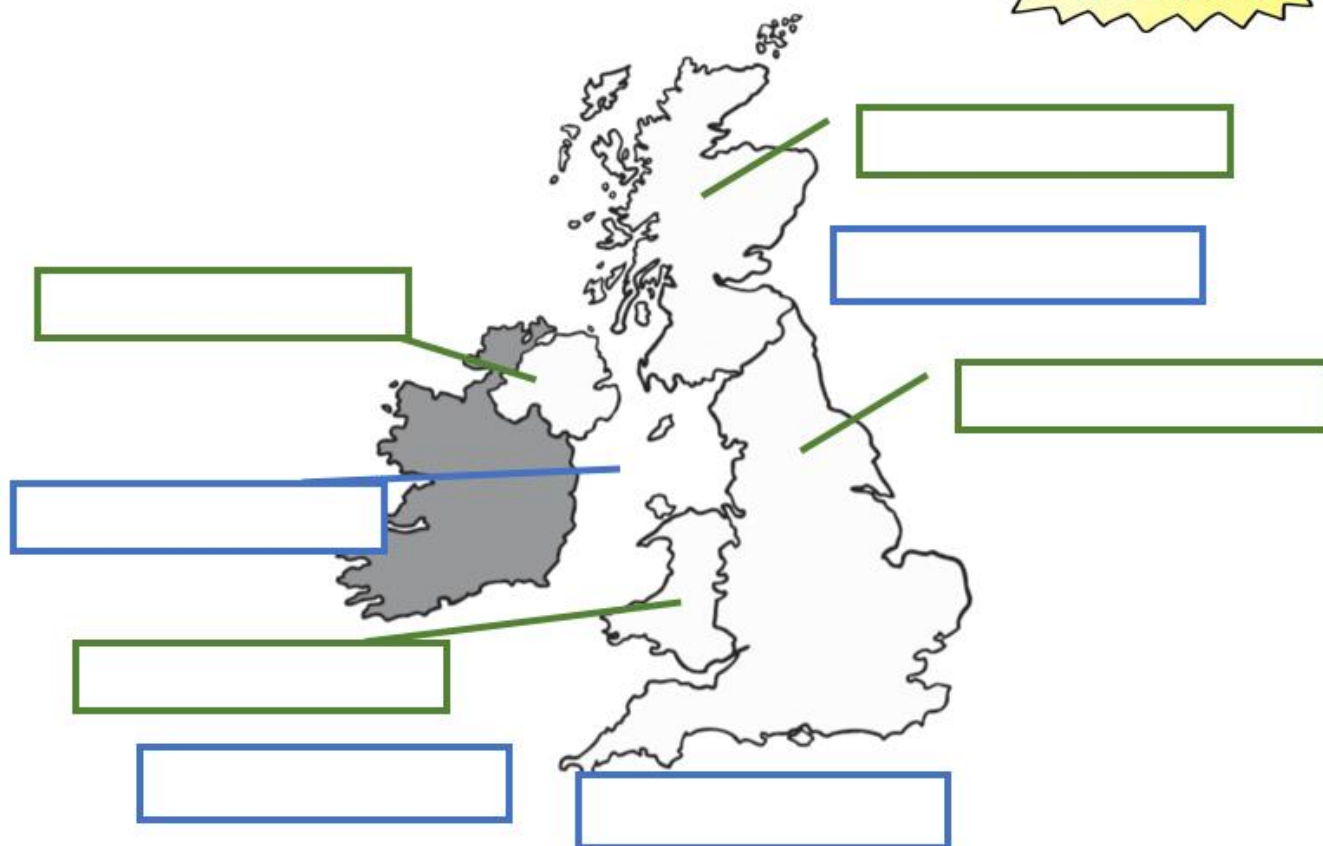
i

j

k

l

1. Label the countries of the UK in the green boxes.
2. Label the seas surrounding the UK in the blue boxes.



Wales

Northern Ireland

Scotland

England

North Sea

Celtic Sea

English Channel

Irish Sea

3. What is the capital city of England? _____
4. What does native mean? (Fill in the missing words)
The place where a person or animal is _____ and _____.
5. What animal is native to Scotland? (Tick one)
Dairy cow ☐ Highland Cow ☐ Red Kite ☐
6. What animal is native to all of the UK? (Tick one)
Mountain Hare ☐ Grey Squirrel ☐ Baskin Shark ☐

We have spent a long time learning about the UK. We are now going to zoom out and learn about the rest of the world.

The UK



The rest of the world

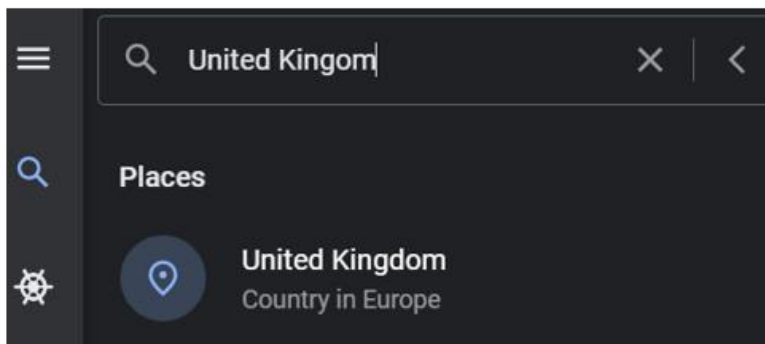


Click on the link or scan the QR code and spend some time looking at the world on google earth.
<https://earth.google.com/web/@0,0,0a,22251752.77375655d,35y,0h,0t,0r>



Can you find the UK?

If you are struggling click on the search icon and type in 'United Kingdom'.



The UK is part of Europe. Europe is a continent. There are 7 continents.



Continent

An area of the world that contains different countries.

There are 7 continents in the world.

Antarctica is a continent and it is very cold there.

Click on the links or scan the QR codes to watch the continents videos.

<https://www.bbc.co.uk/bitesize/articles/zw7qsk7>



Explore globes and a map of the world with Sue Venir.



<https://www.youtube.com/watch?v=35V2dm7JIwE>



The world is split up into continents:



TASK: Go to the BBC bitesize link and look at the 'Explore the world' videos. You will learn about the different continents and can you take quizzes at the end of the sections.

<https://www.bbc.co.uk/bitesize/topics/zyhp34j>



KS1

Explore the world

Part of **Geography**

8 learner guides + 28 class clips

UK >

Which countries are part of the UK and what are their capitals? Find out more with BBC Bitesize KS1 Geography.



Europe - France >

France is a country near the UK, in the continent of Europe. Find out more with BBC Bitesize KS1 Geography.





Africa - Nigeria >

Nigeria is a country in the continent of Africa. Find out more with BBC Bitesize KS1 Geography.



Maths starter: 2D shapes

Write the name to match the 2D shape.



circle

rectangle

square

triangle

Click on the link or scan the QR code to watch today's lesson

<https://vimeo.com/480769444>



I Complete the table.

Picture	Numeral	Word
	20	twenty
	12	
		seventeen

Watch and listen to the video. Pause the video when it asks you to and complete the worksheets.

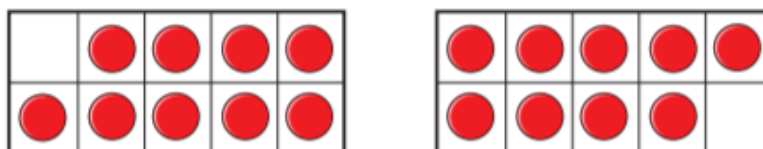
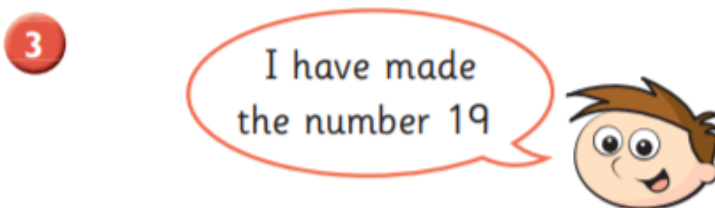
11 Eleven
12 Twelve
13 Thirteen
14 Fourteen
15 Fifteen
16 Sixteen
17 Seventeen
18 Eighteen
19 Nineteen
20 Twenty

- 2 Draw counters to show 14 in three different ways.

a)

b)

c)



Has Teddy made the number 19?

Tick the answer: Yes _____ No _____

Teddy is **correct** because...

Teddy is **wrong** because...



Yesterday, we looked at three model texts. With your teacher video, together we unpicked the model texts to find **capital letters**, **finger spaces** and **full stops**. Today, you are going to practice using these.

Re-write the sentences below in your exercise books.

Make sure you have **capital letters**, **finger spaces** and **full stops**.



on thursday, peter rabbit hopped along in the beautiful garden

the garden was full of juicy vegetables

mrs rabbit wore a bright red dress

the tool shed was cold and dark

Have you remembered
that names are Proper
Nouns and need a
capital letter?



oa

Watch the video and join in with reading the 'oa' flashcards.

<https://www.youtube.com/watch?v=HeGEgUcSMEs>



Draw the picture to go with the caption.



a green coat on a dog



a bar of pink soap


aw

Watch the video and read the 'aw' words,

<https://www.youtube.com/watch?v=finOGW5MCCs>



claw



draw



paw



saw



straw

Match the pictures to the 'aw' words

Year 1 Handwriting Lines

m

n

o

p

Click on the link or scan the QR code for today's lesson.


<https://classroom.thenational.academy/lessons/understanding-how-sound-is-represented-by-symbols-64w62t?activity=video&step=1>

Lesson 3 of 6
Understanding how sound is represented by symbols




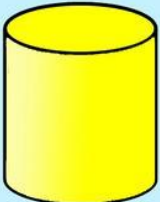
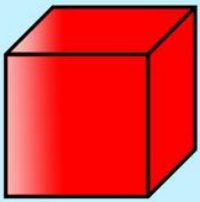

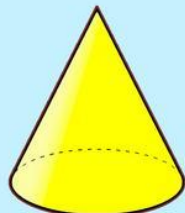
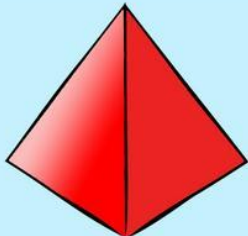

Maths starter: 3D shapes

Write the name to match the 3D shape.



3D Shapes



 <input type="text"/>	 <input type="text"/>	 <input type="text"/>	 <input type="text"/>
 <input type="text"/>	 <input type="text"/>		

sphere

cube

cone

cylinder

pyramid



cuboid

Click on the link or scan the QR code for today's lesson.
<https://vimeo.com/480324356>



TENS AND ONES

I a) How many apples are there?



There is ten and ones.

There are apples.

b) How many bees are there?



There is ten and ones.

There are bees.

Watch and listen to the video. Pause the video when it asks you to and complete the worksheets.

- 2 Use or draw counters (objects) to show 1 ten and 3 ones.

1 ten and 3 ones is equal to

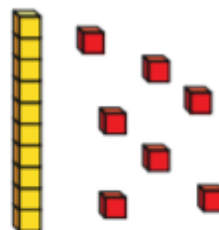


- 3 Match the number sentences to the pictures.

1 ten and 7 ones



1 ten and 1 one



1 ten and 8 ones





Since looking at our three model texts, we have been practicing using **capital letters**, **finger spaces** and **full stops**.



TASK: Re-write these sentences so that they make sense.
Please write them in your exercise books.

Rabbit	eating	Peter	liked	radishes.
--------	--------	-------	-------	-----------

coat.	lost	blue	He	his
-------	------	------	----	-----

tool	in	hid	Peter	shed.	the
------	----	-----	-------	-------	-----

see	gate.	He	the	could	not
-----	-------	----	-----	-------	-----

Extension: Write your own sentence about Peter Rabbit.
Remember to use capital letters, finger spaces and full stops.



Don't forget to send a photo of your work to your teacher!

oa

Write the correct word in each sentence.

1. This is for the baby .

goal
coat
toad



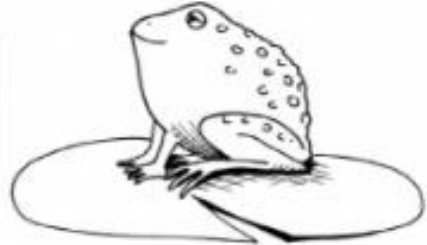
2. This is a dish of hot milk and

oak
soak
oats



3. The is sitting on the lily leaf.

coat
goat
toad



4. Do you like my ?

groan
float
cloak



aw

Underline the 'aw' words in the sentences.

My rabbit sleeps on straw.

The hawk laid straw in the nest.

I like to do jigsaws.

The cat's paws have sharp claws.

Year 1 Handwriting Lines

q

r

s

t

Can you remember the 5 things we need to stay healthy? Write your answers in the boxes (1 has been done to help you)





Keeping ourselves clean is important to help keep us healthy.

Watch the BBC Bitesize clip: <https://www.bbc.co.uk/bitesize/topics/zbdcy9q/articles/z7dxjhv>



Personal Hygiene Facts



Taking a bath washes your whole body and keeps everything clean.



Use soap to make sure you get rid of dirt and bacteria.



When you need to sneeze or blow your nose use a tissue to prevent spreading germs.



Washing your hands is the easiest way to keep you from getting sick and spreading germs.




ALWAYS wash your hands after you use the toilet.



Keep your mouth clean by brushing your teeth.



Clean in between your teeth by flossing.



Trim your nails so that they stay clean.




Use shampoo to keep your hair clean.

Draw a line to show where you use the product on the part of the body.

Sing the song:

'This is the way we ...on a cold and frosty morning', using brush our teeth, wash our face, wash our hands, brush our hair etc.

Do the actions as you sing.



Maths arithmetic starter:

$$10 - 7 = \underline{\quad}$$

$$6 + \underline{\quad} = 10$$

$$10 - 2 = \underline{\quad}$$

$$10 - \underline{\quad} = 5$$

$$0 + \underline{\quad} = 10$$

Re-watch yesterday's white rose maths video.

TASK: Write how many tens and ones there are.
The first one is done for you.

Remember...





= 10


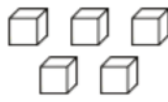


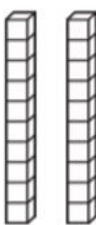

= 1


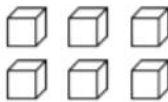
There are ten ones here.
We know this makes 1 ten.

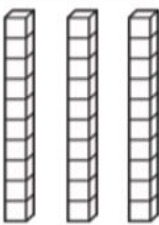

There are three ones here.

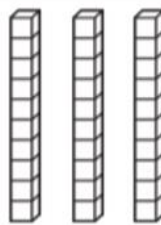
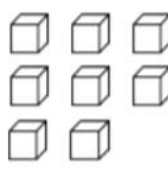
	
tens	ones
1	3



	
tens	ones

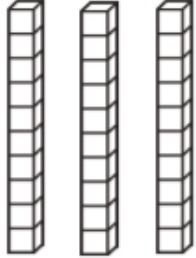

	
tens	ones


	
tens	ones


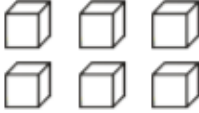
	
tens	ones



	
tens	ones


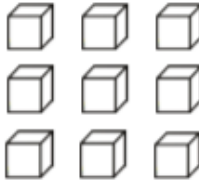
	
tens	ones

	
tens	ones

	
tens	ones

	
tens	ones

	
tens	ones

	
tens	ones





Watch the video posted to dojo.

In this video, your teacher will explain read through our three model texts again and we will unpick some more features together.

You will need your English sheets and a pen/highlighter/coloured pencil to complete this lesson.

Task: To unpick the model texts.

Today we are looking for...




Model text 1:

Adjectives

The Big Bad Wolf

The Big Bad Wolf has a long bushy tail and large angry eyes. He also has long white teeth and a long black nose. The Big Bad Wolf has long furry ears to hear with. He has enormous hairy feet with very long sharp claws. The Big Bad Wolf has a powerful body and is strong and fierce.



Now it's your turn to find them in the next two model texts.

The Gruffalo

The Gruffalo has two large, curved horns at the top of his head. He has bright orange eyes and a slimy, black tongue. The Gruffalo has an enormous, poisonous wart on the end of his wet nose. Running all down his back are sharp pointed prickles. His claws are as sharp as razors but his teeth are blunt and brittle. His fur feels as soft as a cotton wool but it is matted and tangled. He has knobbly knees and turned out toes. His feet are gigantic and he stomps through the forest whilst swishing his long bushy tail. The animals are scared of him because he is so terrifyingly large.



Model text 3:

Peter Rabbit is a brave, cheeky, and impulsive little rabbit. He is far more adventurous than his siblings Flopsy, Mopsy, and Cotton-tail.

He has the brightest, blue coat which wraps around his short, fluffy body to keep him warm. He has two beady eyes, a small button nose and long, wiry whiskers.



All in all, Peter seems like he is a good, well behaved little rabbit but he is in fact very naughty because he never listens to his mum. This makes his mum very unhappy.

Peter Rabbit lives in a small burrow underground. The burrow is dark and narrow so Mrs Rabbit uses candle light to keep it brighter, warmer and cosier.

Peter Rabbit likes to creep quietly under Mr McGregor's wooden gate and run wild through his large vegetable patch. Peter's long, soft ears twitch and flinch as he listens out for Mr McGregor's loud roars of anger.



Send a picture of model texts 2 and 3.

oa

Write the 'oa' words to match each picture:







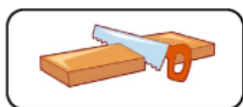
aw

claw


lawn

saw

Choose the correct word to write under the picture.



.....



.....



.....

Choose the correct 'aw' word to complete each sentence:

see-saw straw hawk	
1. My rabbit sleeps on _____.	
2. I like to play on the _____.	
3. A _____ is a big bird.	

Super challenge: Write a sentence using 'aw' words you have learned this week.

Send a photo of your work to your teacher.

Year 1 Handwriting Lines

u


v

w

Starter task: Discuss with an adult the differences between how pets are fed compared to how animals in the wild get food.



Wild animals take care of themselves. But pets need special care. You can learn a lot about animals by taking care of a pet. Owning a pet is almost like being a parent.



Chris has to provide:

Food



Water



A safe home



What else do you need to do for your pets? (Look at the picture to help you)

1. _____

2. _____

3. _____




Click on the link or scan the QR code to watch this video on how we care for pets.

<https://www.youtube.com/watch?v=pKosbOawGSY>



TASK: Create a poster to explain the different things you need to do to care for your pet. You can use the next blank page to create your poster. Look at the examples below to help you.




Remember the most important things:


food

water

shelter

love and care





Send a photo of your poster to your teacher.

Maths quiz



Click on the link or scan the QR code to access this week's quiz.

Keep an eye out for the misconception video which will be posted on dojo later today.


<https://forms.gle/JWmWe6NvzwwLPMHo8>



Yesterday, we looked at our three model texts. Together, we found lots of different **adjectives** that described the characters. As I mentioned on Monday, we are going to be focussing on **Peter Rabbit** for our character description.

To begin with, listen to this well-known story...

'The Tale of Peter Rabbit' by Beatrix Potter.



Click on the link or scan the QR code.

<https://www.youtube.com/watch?v=EuTIQCGxE5Y>



Today we are going to use adjectives to describe Peter Rabbit.

Do you remember what an adjective is?

Click on the link or scan the QR code.

<https://www.bbc.co.uk/bitesize/topics/zrqqtfr/articles/zy2r6yc>






When we are describing a person or a character from a story, we think about their character traits:

Appearance - what they look like
(on the outside)

Personality - what they are like
(on the inside)

Describing a character

Look at these adjectives used to describe Mr McGregor from the story:



good

bad

scary

wrinkly

old

fat

hairy

Can you choose suitable adjectives to describe Peter Rabbit? Remember to think about what he is like on the outside (appearance) and what he is like on the inside (personality). Try to think of at least 5 adjectives.

You may be able to remember adjectives you used to describe a rabbit in week 3.



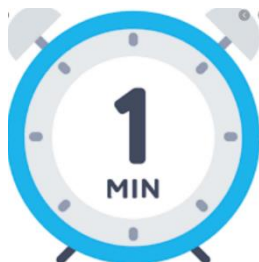
Read these words to your child. Ask them to repeat each word after you.

is

has

I

his



Beat the clock!

Ask your child to write each word (from above) as many times as they can in 1 minute.



Fill in the missing common exception words:

The cat _____ got black fur.

_____ am going to the park.

Do you like _____ car?

The sky _____ blue today.

Super challenge:

Make up your own sentences using the four common exception words.

Year 1 Handwriting Lines

x

y

z

Use your individual username and log in that was sent to you via dojo message to log into REAL PE.

<https://real.jasmineactive.com/login/>



Username

Password

[Password reset](#)



EYFS / KS 1
Themes

1. Click on EYFS/KS1

2. Choose a theme
(click on one of the icons)



Pirate



3. Follow the monkey's finger to click on the icon.

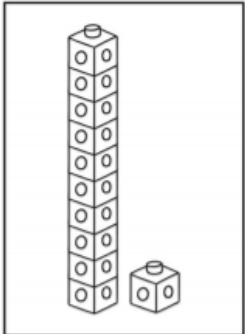
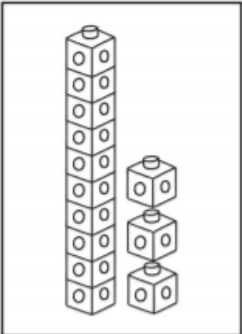
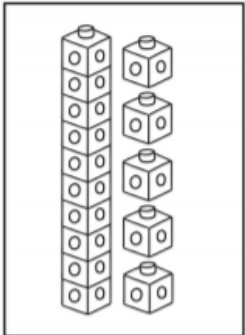
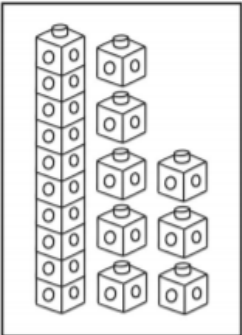
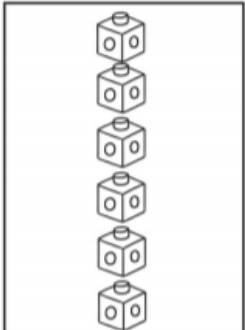
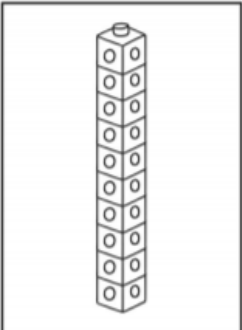
4. Click on the numbers in order, listen and follow the instructions.



Additional extension activities

Maths:

1. Look at the Tens and Ones. Write the value in each box. The first one has been done for you.

	=	<div>11</div>		=	<div></div>
	=	<div></div>		=	<div></div>
	=	<div></div>		=	<div></div>

2. Click on the link or scan the QR code to access the BBC bitesize page on counting with tens and ones.

<https://www.bbc.co.uk/bitesize/topics/z8sfr82/articles/zw4g2nb>

KS1

How to count with tens and ones

Part of **Maths** | **Place value**

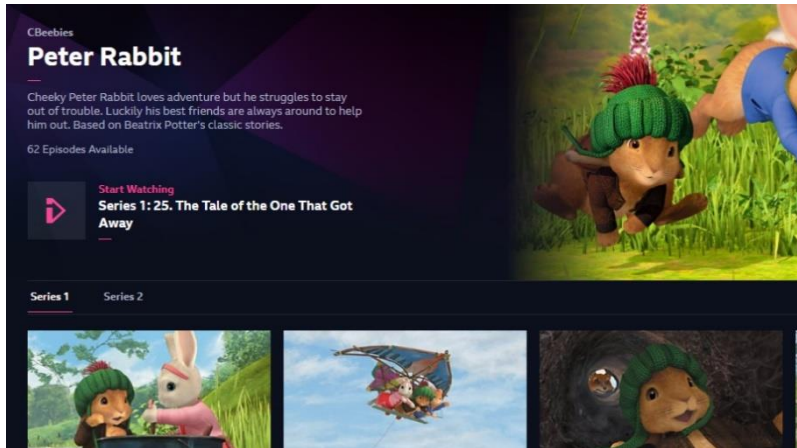
+ Add to My Bitesize



English:

1. Watch the peter rabbit series on CBeebies and write adjectives in your exercise book to describe the different characters you see.

<https://www.bbc.co.uk/iplayer/episodes/b052sx2p/peter-rabbit>



2. Click on the link and play the 'Nouns, Verbs and Adjectives' game. <http://www.bigbrownbear.co.uk/nouns/>



Remember...

Noun = A naming word

Verb = An action word

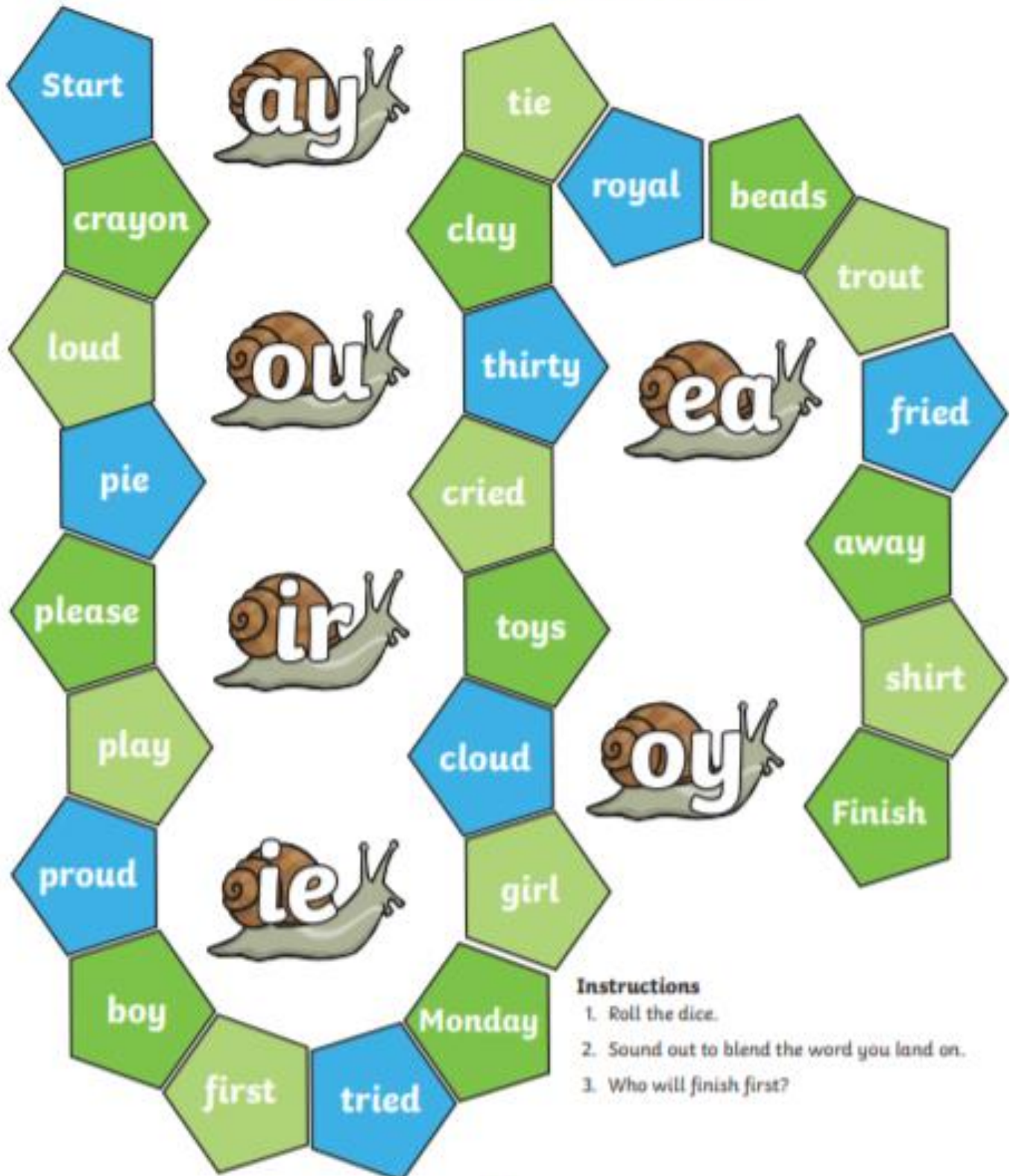
Adjective = A describing word.

Phonics:

1. You will need a counter, a dice and someone to play against.

ay, ou, ie, ea, oy, ir

Read and Race



2.

I Spy and Read

Draw a line to the matching picture when you have read each word.

clay

cloud

pie

sea

treat

cried

sprout

crayon



Reading:

1. Read the text and answer the questions below.

A New Pet

Tom was six. He lived in a flat with his Mum. The flat was on the top floor. It was very high up!

One day, Tom said to his Mum, "Mum, can I have a dog?"

But Mum shook her head and said, "No Tom, you can't have a dog. There are no dogs allowed in a flat."

Tom wanted to cry. Then he said, "Mum, can I have a cat?"

But Mum shook her head and said "No Tom, you can't have a cat. There are no cats allowed in a flat."

Now Tom did start to cry, "I want my own pet!" he shouted.

Mum patted Tom on the back and gave him a kiss, "Don't cry Tom, I will see what I can do."

The next day, when Tom got home from school, there was a small cage on the table. Tom was excited! He ran to look in the cage. In the cage was an orange hamster! Mum put the hamster in Tom's hands.

Tom smiled and said, "I will call it Rusty. Thank you, Mum!"

Questions:

1. How old is Tom?

2. Where does Tom live?

3. What pets did Tom want?

4. How does Tom feel when Mum says "No?" How do you know this?

Thematic:

1. Click on the link or scan the QR code to play the continents game. <https://world-geography-games.com/continents/>



Science:

1. Make a table in your exercise book (look at the example below).
Write down animals that live in the wild and animals that live as pets.

Animals that live in the wild	Animals that live as pets

Extension: Choose 1 wild animal and 1 pet and write sentences about how they eat/get fed.

Music:

1. Click on the link or scan the QR code. Choose a lesson to follow. <https://www.bbc.co.uk/bitesize/topics/zk86qfr>

KS1

Singing, performing and sound

Part of Music

6 learner guides

Sound effects and talking about sound >

Join Cara and Martin as they record and create sounds using everyday objects and different materials... Although maybe not how they'd originally planned.



Rhythm, vocal and body sounds >

It's the Great Martini Bake Off! Martin almost sets the studio on fire... but Cara gets an idea about how her co-host's love for bread can help them with rhythm.



Talking about music and songs >

Music is made of lots of different elements that make up how it sounds, join

