

Home learning pack

Year 2

WEEK 4

Week beginning: 25th January – 29th January

GROUP 2

Monday 25 th January	Phonics Maths Writing	Thematic Handwriting
Tuesday 26 th January	Phonics Maths Writing	Science Spelling
Wednesday 27 th January	Phonics Maths Writing	PE Computing Handwriting
Thursday 28 th January	Phonics Maths Writing	RE Spelling
Friday 29 th January	Phonics Maths Writing	Music Handwriting

Monday 25th January

Phonics	Listen to and read i-e real words and alien words.
Maths	Recognising coins
Writing	Analysing models – verbs and adverbs
Thematic	What was life like in the Victorian era?- Transport and Technology.
Handwriting and daily tables practice (5x tables)	

Monday 25th January

Phonics

Sound of the week- i-e split digraph.

Follow the link/QR code to watch the YouTube video.

<https://www.youtube.com/watch?v=o9JSTYL7vyc>



Activity- Read these i-e words.

time

prize

ripe

nice

shine

inside

slide

like

invite

pine



Maths:

Daily timetable practice:

Sing along to 'Counting in 5s': <https://www.youtube.com/watch?v=cJ4jV14Oz5I>

1)

5	10			25			40
---	----	--	--	----	--	--	----

2)

20		30				50	
----	--	----	--	--	--	----	--



Maths:

White Rose: Recap – recognising coins and notes

Visit or scan the QR code: <https://vimeo.com/47014097>



British Money



1 Match the coin to its value.



20p



2p



50p



1p



10p



5p

Dora says:



Do you agree with Dora?

Justify your answer.

Monday 25th January

Writing: analysing a model text (verbs and adverbs)



Please watch your teacher video on your class dojo page to support with today's lesson.

Today we will be finding and exploring the use of imperative verbs and adverbs (time and manner) in the model text.

Remember:

IMPERATIVE VERBS

Imperative verbs (or bossy verbs) are words that tell people what to do. We use them a lot in our instructions:

Click the button. **Open** the box.

Mix the ingredients. **Cook** for 25 minutes.

Fold the paper. **Stick** the pieces together.


www.teachingpacks.co.uk



Reminder imperative verb video: <https://www.bbc.co.uk/bitesize/articles/zv98jhw>

ADVERB

An **adverb** describes a verb, adjective or another adverb.



They talked **loudly**.

She danced **beautifully**.

© Teacher's Pet Ltd. www.pet.co.uk

Reminder adverbs video:



<https://www.bbc.co.uk/bitesize/topics/zwwp8mn/articles/zgsgxfr>

Whilst watching the teacher video, locate verbs and adverbs:

Verb	
Adverb	

I

? How to make a decadent Victoria sponge

Ingredients:

method

- flour
- 4 eggs
- sugar
- butter
- Raspberry jam

- Before you start gather the ingredients.
- Following this, wash your hands thoroughly.
- Using a wooden spoon, cream together the butter and sugar,
- Add the flour.
- Pre-heat the oven.
- bake the cakes in the oven.

Monday 25th January.


Monday 25th January

Thematic- Transport and technology in the Victorian era

Review: Can you recall 3 facts about jobs and education in the Victorian era?

What was life like in the Victorian era?

Take a look at the picture below. On 10 January 1863, the Metropolitan Railway opened the world's first underground railway.



Now, answer the questions below:

Why do you think the railways were built underground?

What might the journey have been like for the passengers?

How do you think the passengers felt?

Now follow the link/QR code below to watch the video.

<https://www.bbc.co.uk/newsround/46482813>



Watch the video clip on the link or scan the QR code:

<https://www.bbc.co.uk/bitesize/clips/z4fur82>



Discuss the answers to these questions with an adult:

1. What different types of transport were invented during the Victoria era?
2. How did Brunel improve travel during the Victorian era?

Monday 25th January

Handwriting- Practice one-arm robot letters.

1 Trace and write the letters.

r _____ n _____ m _____ p _____
 h _____ b _____ k _____

2 Write un before each word to make the opposite.



unpack

_____ fit



_____ plug



_____ lock

Tick your best letter.

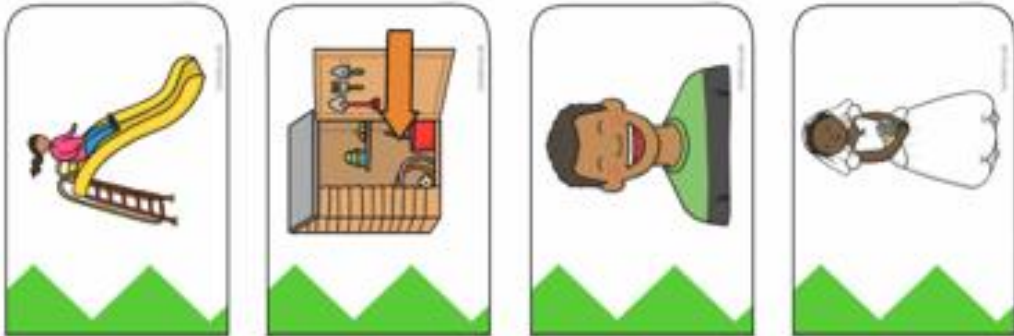


Tuesday 26th January

Phonics	Matching i-e words and pictures.
Maths	Recognising coins
Writing	Analysing models – verbs and adverbs
Science	Describe the stages of life from adulthood to old age.
Spelling and daily tables practice (5x tables)	

Phonics

Sound of the week- i-e split diagram. Match the i-e words to the pictures.



prize

like

spike

stride

slide

inside

smile

bride

26th January

Maths:

Daily timetable practice:

Sing along to 'Counting in 5s': <https://www.youtube.com/watch?v=cJ4jV14Oz5I>

Tuesday



45			60	65			
----	--	--	----	----	--	--	--

30		40			55		
----	--	----	--	--	----	--	--

Maths

White Rose: Count money (pence)

Click on the link or scan the QR code to access the teaching video:

<https://vimeo.com/471306740>



Arithmetic starter:

$1 + 4 = 5$
 $4 + 1 = \underline{\quad}$

$\underline{\quad} + \underline{\quad} = 5$
 $\underline{\quad} + \underline{\quad} = 5$

$\underline{\quad} + \underline{\quad} = \underline{\quad}$
 $\underline{\quad} + \underline{\quad} = \underline{\quad}$

Cut and stick the coins in the right place.

1p	
2p	
5p	
10p	
20p	
50p	
£1	
£2	



Here are some coins.



Complete the sentences.

There are 1p coins.

There are 2p coins.

There is 5p coin.

There are 10p coins.

There are 20p coins.

Tuesday 26th January: Writing: organisational features of instruction texts - recipes



Please watch your teacher video on class dojo. Watch alongside your writing task today.

Today, we will be exploring the organisation and structure of recipes:

How to make a slice of buttered toast

Are you feeling hungry but always in rush at breakfast time? Follow these simple instructions to make a quick and easy breakfast snack.

Ingredients:

- Slice of wholemeal bread
- A small amount of butter

Optional: fruits jam or marmalade

Equipment:

- Toaster
- A small plate
- A butter knife

Method:

1. Get a slice of bread.
2. Plug in the toaster and switch it on.
3. Place bread in the toaster.
4. Push the lever to lower the toast.
5. Wait a few minutes for the toast to pop up out of the toaster.
6. Take the toast out of the machine being careful not to burn your hands.
7. Place the toast on a plate.
8. Spread a little bit of the butter on the toast using a knife.
9. Cut the toast in half using the knife.

Key organisational features

Title – What the recipe is for

Introduction – Why should people follow your recipe?

Sub-titles – organises information clearly

Bullet list – easy for the reader to follow

Numbers – organises instructions in order

Using the example from the previous page, 'box up' the title, introduction, sub-titles, bullet list and numbers in the recipe below.

How to make a decadent Victoria sponge

Ingredients:



flour



4 eggs



sugar



butter



Raspberry jam



method

- 1**

1. Before you start gather the ingredients.
 - 2**

2. Following this, wash your hands thoroughly.
 - 3**

3. Using a wooden spoon, cream together the butter and sugar,
 - 4**

4. Add the flour.
 - 5**

5. Pre-heat the oven.
 - 6**

6. bake the cakes in the oven.
 - 7**

7. Remove the cake and cool.
 - 8**

8. Finally, spread on the jam and sandwich the two pieces
-
- of sponge together

Science- Describe the stages of life from adulthood to old age.

Review: Can you list any 3 stages of the human life cycle? For example, a toddler.

1) _____ 2) _____ 3) _____



Adulthood



A period of life which lasts from the age of 21 to 60.

- When a person is between 40 and 60 years old, we say they are middle aged. At this age, a person might notice that their hearing and sight is not as good as it used to be. They may need to start wearing glasses or wear a hearing aid.



- A middle-aged person might notice that their skin is starting to wrinkle, and their hair might start to turn grey.




- When a person reaches 60 years old, they enter old age. Elderly people become tired more quickly because their bones begin to weaken. This means they are more likely to break a bone if they trip or fall. Teeth also begin to weaken and fall out over time. They may need a walking stick, or even a mobility scooter to get around.




- An elderly person might begin to forget things. As they enter the final stage in their life, it is very important for people aged 60 and above to keep their minds active. Doing puzzles and reading can help the elderly keep their brains active and healthy.



Take a look at these pictures below taken of a man and women both in their adult life and in their old age.




17 years



102 years



26 years



103 years

Read the questions below and answer them in your workbook.

- List 3 changes you see in the man.
- List 3 changes you see in the woman.
- What could the man do at age 17 that he may not be able to do now?
- What might the woman need now that she did not need at age 26?




Please send a photo of your work to your dojo page or portfolio for teacher feedback.

High Frequency Word Activity Mat: called

Find and circle the word **called**.

called *called*
called *called*
called *called*
called *called*

Highlight the word **called** in these sentences.

 My Auntie called her baby Freya.

Karina called her dog to come inside.

Pamin had a pet rabbit called Flopsy.

Clap the word **called**.



Finish off the word **called**.

ca_ _ e_ _	_ _ ll_ _ d
_ _ _ _ ed	ca_ _ _ _

Now write the full word.

Write the letters from the word **called** inside the boxes.

--	--	--	--	--	--	--	--

Trace the word **called**.



called
called
called

Add the word **called** to these sentences.

I _____ my pet cat Saffy.

Hannah _____ Joe on the phone.

Gurdeep _____ his friends over to play.



Wednesday 27th January

Phonics	Spelling 'i-e' words.
Maths	Recognising coins
Writing	Analysing models – verbs and adverbs
PE	Balancing
Computing	Hour of code
Handwriting and daily tables practice (5x tables)	

Phonics- Sound of the week 'i-e'. Place the sound buttons and bars under each phoneme.

<p>'i-e' (split digraph) words</p> <p>like</p>	<p>'i-e' (split digraph) words</p> <p>size</p>
<p>'i-e' (split digraph) words</p> <p>time</p>	<p>'i-e' (split digraph) words</p> <p>quite</p>
<p>'i-e' (split digraph) words</p> <p>nine</p>	<p>'i-e' (split digraph) words</p> <p>white</p>

Spell i-e words. The first one has been done for you.

b	i	k	e
---	---	---	---

s	l	d	
---	---	---	--

f		v	
---	--	---	--

f		r	
---	--	---	--

t		m	
---	--	---	--

w		r	
---	--	---	--

Wednesday 27th January

Handwriting- Practise long-legged giraffe and one-armed robot letters.

1 Trace and write the letters.

b p y t

2 Trace and write the words.

my the put


3 Choose a word to fill each gap.

my the put

Can I _____ hat on _____ peg?

4 Write the three missing words again.

Tick your best word.



Wednesday 27th January

Maths:

Daily timetable practice:

Sing along to 'Counting in 5s': <https://www.youtube.com/watch?v=cJ4jV14Oz>



|

25			40				
----	--	--	----	--	--	--	--

|

	35			50		60	
--	----	--	--	----	--	----	--

|

Coin Detective

Help the coin detective by colouring the coins below.

 = yellow	 = red	 = blue	 = green	 = purple	 = orange
--	---	--	--	--	--



Which is the odd one out?

20 p

8 p

2 p

10 p

Why?

I know that _____ is the odd one out because

Wednesday 27th January

Writing: Find features of instruction text:

Model:

Asking the reader a question.

How to make a slice of buttered toast

Normally starts with How to make...

Are you feeling hungry but always in rush at breakfast time? Follow these simple instructions to make a quick and easy breakfast snack.

Ingredients:

Organises text clearly. Easier for the reader to follow

- Slice of wholemeal bread
- A small amount of butter

Optional: fruit jams or marmalade

Equipment:

Adjectives gives the reader more detail

- Toaster
- A small plate
- A butter knife

Title	Red
Introduction	Blue
Sub-title	Magenta
Bullet list	Orange
Imperative verb	Yellow
Adverb	Grey
Adjectives – describing words	Cyan

Method:

Method – what to do

1. First, get a slice of bread.
2. Plug in the toaster and switch it on.
3. Next, place bread in the toaster.
4. Push the lever to lower the toast.
5. Wait a few minutes for the toast to pop up out of the toaster.
6. Carefully, take the toast out of the machine.
7. Place the toast on a plate.
8. Spread a little bit of the butter on the toast using a knife.
9. Finally, cut the toast in half using the knife.

Comma, after the adverb.




Time adverbs sequence the commands in the correct order.

Carefully – you don't want to burn your hands


Short and bossy commands with capital letters








Numbers sequence commands in the correct order






Now, it is your turn! Find features of instructions texts in the model below:







  
A spell to send Cinderella to the ball






Calling all fairy godmothers! Are you in need of transporting a kind girl to a fancy ball? Then follow this simple recipe to make all her dreams come true.








 Method:

1       
1. First, mix the juice from the lemon with the petals from the fire flower.


2     
2. Carefully, grate the coal and the ogre's tooth and adds it to the lemon mixture.

3      **13** 
3. Next, cook it over a hot flame for 13 minutes.

4     
4. After, add the spider's legs and the apples.

5       
5. Then, slowly sprinkle it over the mice to turn them into footmen and the ribbon to turn it into a ball gown.


Ingredients:

- **3**  small mice
- **6**  lumps of coal
-  Juice from a lemon
-  An ogre's tooth
-  Petals from a fire flower
- **18**  hairy, spiders legs
-  A ribbon from a princess' hair
- **2**  red apples

Title	
Introduction	
Sub-title	
Bullet list	
Imperative verb	
Adverb	
Adjectives – describing words	

Wednesday 27th January

PE: Balancing




<https://www.youtube.com/watch?v=jscbqUkVpVo&list=PLnwoPgo24bhmqV8Y76iXnwYw9T9AlxbqJ&index=3&t=0s>

Balance Time

Home Physical Education

How to play:

- How many different body parts can you balance on?
- Can you balance on your back and tummy? What do you do with your arms and legs?
- Can you balance on your hands and feet? Can you lift one hand or leg off the floor?
- Choose your favourite 3 balances. Can you add them together to make a sequence. Perform your sequence to someone else. What do they think?



Can you keep trying to improve your performance?

Can you be creative and try out a variety of different balances using different body parts?

Top Tips

Be Still!

All balances must be held completely still for at least 4 seconds. Make your balances excellent by pointing your fingers and toes.

Let's Reflect

Can you hold your balances still?
If your balance is wobbling, how could you change it to make it still.

Did you try a variety of ways of putting your sequence together?




Send in a photo of you performing a balance!

Wednesday 27th January

Computing: Hour of code

Select one of the games to practice your coding skills.

<https://code.org/learn>



Dance Party
Grades 2+ | Blocks



Minecraft Hour of Code
Grades 2+ | Blocks



Make a Flappy game
Grades 2+ | Blocks



Thursday 28th January

Phonics	Find the 'i-e' word in the sentences.
Maths	Adding 2 coins together.
Writing	Analysing models – verbs and adverbs
RE	Mosques
Spelling and daily tables practice (5x tables)	

Phonics- Sound of the week-i-e.

Circle the word with the i-e grapheme and long 'I' sound in the sentences.
The first one has been done for you.

1. The mice ate the cheese.



2. The girl went down the slide.



3. I have five toes on each foot.



4. We had a nice day at the park.



5. The price of the dress was missing.



6. My teacher gave me a smile.



Thursday 28th January

Maths:

Daily timetable practice:

Sing along to 'Counting in 5s': <https://www.youtube.com/watch?v=cJ4jV14Oz>



,

10		20					
----	--	----	--	--	--	--	--

)

	55		65				
--	----	--	----	--	--	--	--



Sort the coins into pounds and pence.

Can you think of other ways to sort them?

Cut and paste the coins below and arrange them from smallest value to largest value in the boxes.

--	--	--	--	--	--	--	--

Smallest value

Largest value



Thursday 28th January

Writing: Imperative verbs

Remember:

IMPERATIVE VERBS

Imperative verbs (or bossy verbs) are words that tell people what to do. We use them a lot in our instructions:

Click the button. Open the box.
Mix the ingredients. Cook for 25 minutes.
Fold the paper. Stick the pieces together.

www.teachingpacks.co.uk

A cartoon robot character is on the left, pointing to the text. The background is light blue with a white border.

Imperative Verbs

I'm Little Miss Bossy and I tell you what to do. I use a verb near the beginning of my sentences to change them into a command.

hold, draw, fold, tidy, sort, order, play, go, stir, measure, bake, add, pour, mix, slice, peel, sprinkle, slice, place, spread, chop, cut

A blue character with a red hat and a speech bubble is in the center. The background is white with a light blue border.

TASK: Watch the video on 'How to make a wrap' and write down the imperative verbs used in the video.

Link or scan the QR code: <https://www.youtube.com/watch?v=kjnF-RP50wI>



Extension: write these verbs into a command sentence. Remember to be short and bossy and to include a capital letter at the start.

E.g. Place the carrots onto the wrap.



Take a photo of your command sentences and send them to your portfolio or class dojo for teacher feedback.

Thursday 28th January

RE- Mosques

Review: Can you remember what a mosque is? Why is a mosque a special place for Muslims?



Imam



An Imam is a person who leads prayer in a mosque. Similar to a priest in a church, they lead services and carry out holy ceremonies.

Follow the link/QR code to watch the video.

<https://classroom.thenational.academy/lessons/where-do-muslims-worship-6dgp6d?step=2&activity=video>



Spelling- High frequency word- come

Clap the word **come**.




Finish off the word **come**.

co _ _ _	_ _ _ me
_ _ m _	_ _ _ e

Now write the full word.

Highlight the word **come** in these sentences.



Come here please.

I can come to your party.


We come from Spain.

When will you come home?

Write the letters from the word **come** inside the boxes.

--	--	--	--	--


Add the word **come** to these sentences.



I can _____ to see your play.

My dreams have _____ true.

_____ in.



Find and circle the word **come**.

one cat we

we ^{come} cat one

we we cat

one one one cay

Trace the word **come**.

come

come

come

Friday 29th January

Phonics	Use 'i-e' words to complete the sentences.
Maths	Adding 2 coins together.
Writing	Analysing models – verbs and adverbs
Music	Pulse- creating simple patterns.
Handwriting and daily tables practice (5x tables)	

Phonics - Sound of the week-i-e.

Fill in the missing i-e word in the sentences. The first one has been done for you.

bride hide kite bike prize

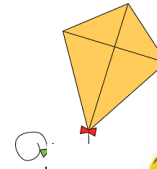
1. The **bride** wore a white dress.



2. Today I won a _____ at the fair.



3. My _____ flew high in the sky.



4. I went for a ride on my _____.



5. I played _____ and seek with my sister.



Can you write your own sentence using the word time?

Friday 29th January

Maths:

Daily timetable practice:

Sing along to 'Counting in 5s': <https://www.youtube.com/watch?v=cJ4jV14Oz5I>




5	10	15			
---	----	----	--	--	--

35	40	45			
----	----	----	--	--	--

25	30	35	40		
----	----	----	----	--	--


How Much Money Is in My Piggy Bank?
Circle the correct answer.




1p

2p

3p




How Much Money Is in My Piggy Bank?
Circle the correct answer.



2p

6p

4p



How Much Money Is in My Piggy Bank?
Circle the correct answer.



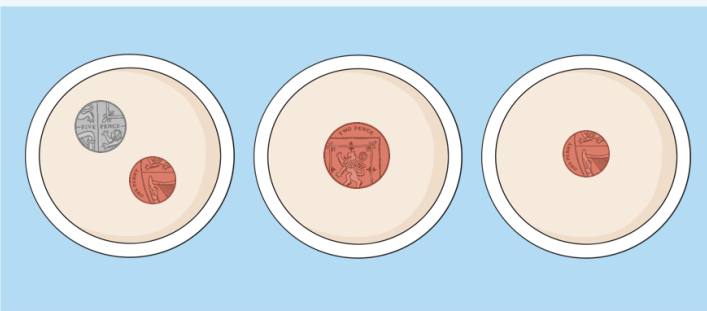
6p

4p

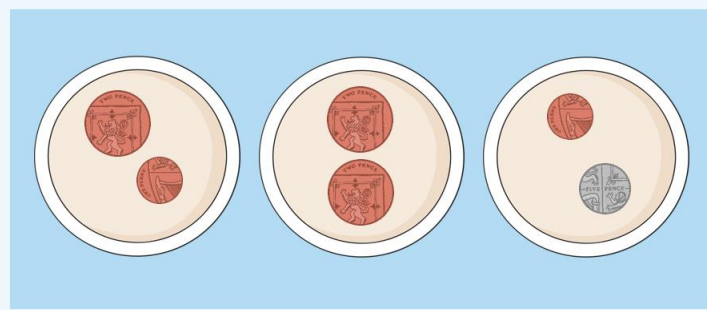
5p



Can you find the plate with 2p on it?



Can you find the plate with 3p on it?



Friday 29th January

Writing

Writing: Re-watch the video from Thursday demonstrating how to make a healthy wrap.

Task 1: Cut out the pictures below and sequence them into the correct order.

Task 2: Below each picture write the number to help sequence the instruction and the imperative verb. The first one has been done for you.



1.
Verb: place



Friday 29th January

Music Oak National Academy

Pulse: Lesson two- creating simple patterns.

Follow the link/QR code below to access the video

<https://classroom.thenational.academy/lessons/creating-simple-patterns-6rwk8d>



Friday 29th January

Handwriting- Introducing capital letters for one-armed robot letters.

1 Trace and write the capital letters.

R N M H
K P B

2 Trace the letters. Join each lower case letter to its capital letter.

r n m R N M H K P B h k b p

3 Write your name. Don't forget the capital letter.

Tick your best capital letter.