

Home learning pack

Year 2

WEEK 3

Week beginning: 18th January – 22nd January

GROUP 2

Day	Core	Foundation
Monday 18 th January	Phonics Maths Writing	Thematic
Tuesday 19 th January	Phonics Maths Writing	Science
Wednesday 20 th January	Phonics Maths Writing	PE PHSE
Thursday 21 st January	Phonics Maths Writing	Art
Friday 22 nd January	Phonics Maths Writing	Spanish

Monday 18th January

Today's tasks:	
Phonics	Read 'ir' words- add sound buttons for each word.
Maths	Subtract pairs of 2 digit numbers.
Writing	Using exclamation marks.
Thematic	What was life like in the Victorian era?
Handwriting	Practising long-legged giraffe letters.

Monday 18th January

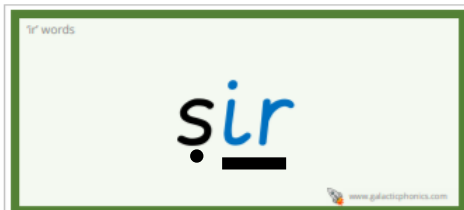
Phonics

Today we will be looking at the 'ir' sound. Follow the link below to watch Geraldine sound out some ir words. Have a go at writing these down on paper.

https://www.youtube.com/watch?v=7ta_KKUU-98



Look at the words below. Read each sound aloud. Place your sound buttons and bars under each sound. The first one has been done for you.



Monday 18th January

Maths

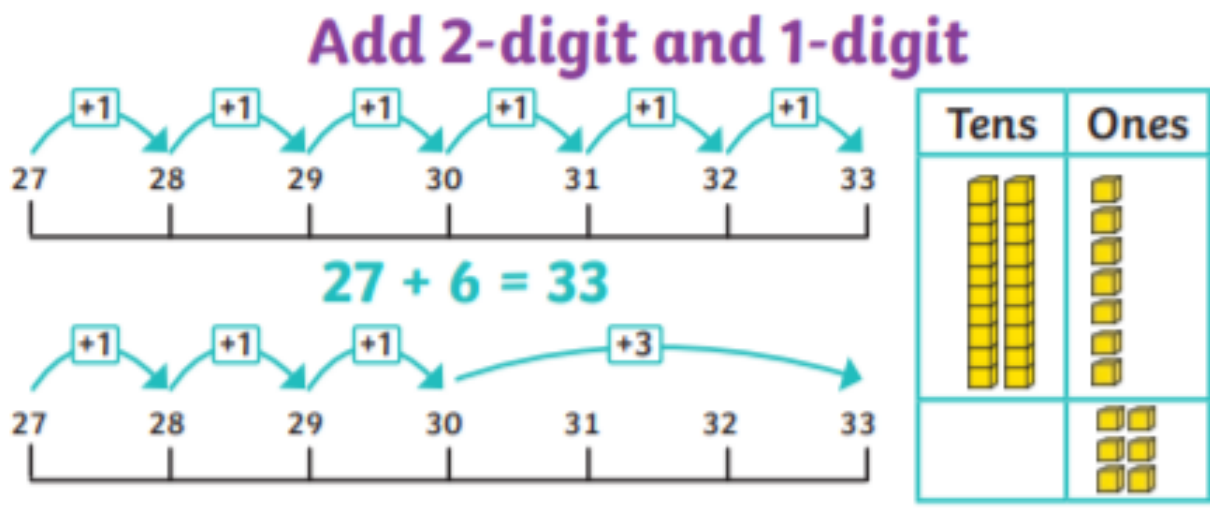
Adding a 2 digit and 1 digit number together.

Follow the link/ QR code to watch the video.

WhiteRose Add and subtract ones. <https://whiterosemaths.com/homelearning/year-2/week-6-number-addition-subtraction/>



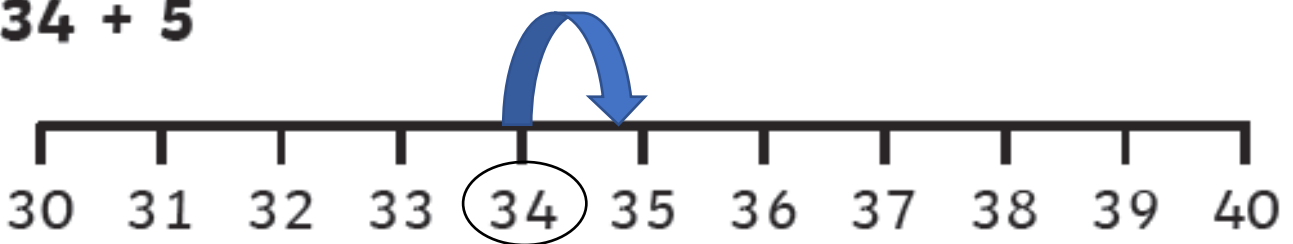
Example:



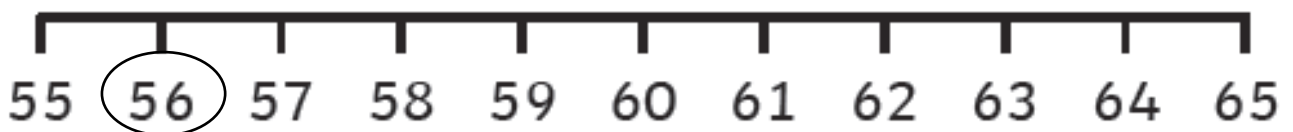
$22 + 7$



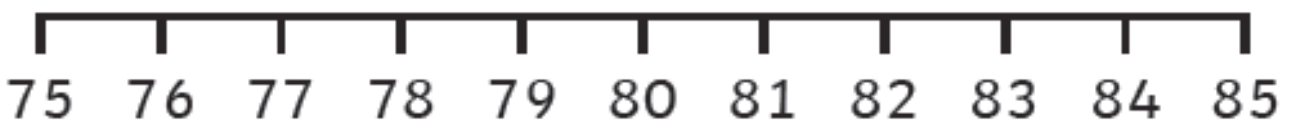
$34 + 5$



$56 + 6$



$77 + 4$



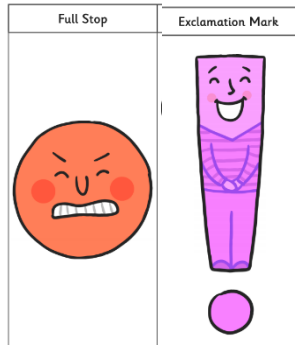
Monday 18th January

Writing

Today you will be punctuating sentences using full stops and exclamation marks.

Follow the link to watch the video showing you some examples.

<https://classroom.thenational.academy/lessons/to-use-exclamations-6cv36r?activity=video&step=1>



1. Jane has lost her shoes _



2. Stop it now _



3. Your work is amazing _



4. It is sunny outside _



5. Don't be cheeky _



Now write your own sentence using an exclamation mark.

Monday 18th January

Thematic

Review: What key events or inventions happened during the Victorian era?

What was life like in the Victorian era?

Spend some time looking at the painting below, 'The Crossing Sweeper' by William Frith, 1858.



Now, discuss the questions with your family:

What do you think city life like in the Victorian times?

What do you think the little boy is doing?

How do you think the woman is feeling? Why do you think this?

Watch the video to learn about the different jobs children did during the Victorian era.

https://www.youtube.com/watch?v=8n75R_bOYnc



Watch the video to learn more about Victorian schools.

https://www.youtube.com/watch?v=FOmrCi-mh_k



Tell your grown up...

Would you have liked to have been a child during the Victorian era? Why do you think this?

Monday 18th January

Handwriting- Practice long-legged giraffe letters.

Unit 1 **P** Practising long-legged giraffe letters

1 Trace and write the letters.

l *u*

i *j*

t *y*

2 Write the punctuation marks.

. . ! !

3 Finish the words. Write a punctuation mark in each box.

Hello Help

Put on your hat

Wait just a
moment

2

Tick your best letter.

Tuesday 19th January




Today's tasks:	
Phonics	Matching 'ir' word cards with pictures.
Maths	Subtract pairs of 2 digit numbers.
Writing	Using 'and' to join two clauses together.
Science	How do humans reproduce and grow?
Spelling	High frequency word- are

Tuesday 19th January

Phonics

Cut out the pictures and word cards and match them together.



		
		
girl	bird	first
third	skirt	shirt

Tuesday 19th January

Maths

Subtracting a 1 digit number from a 2-digit number.

Follow the link/ QR code to watch the video.

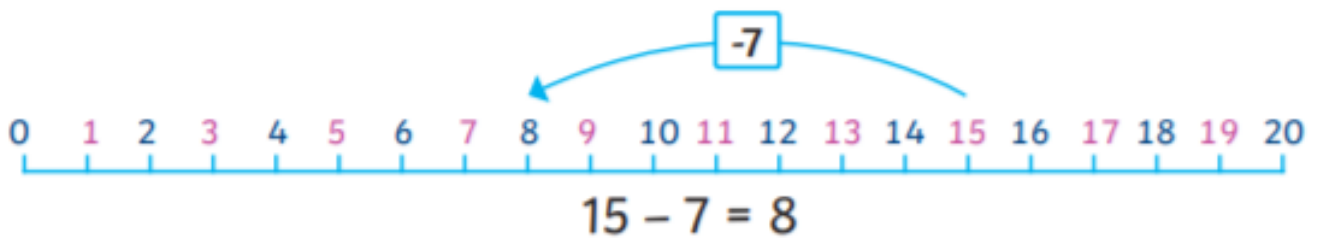
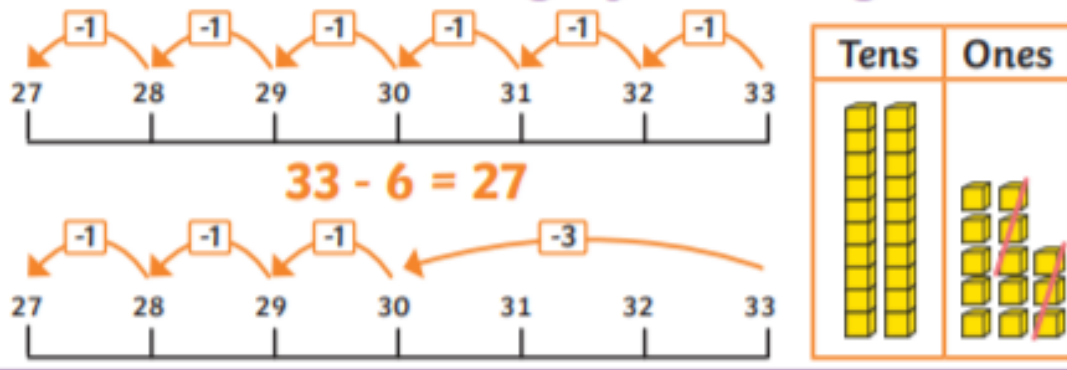
WhiteRose Add and subtract ones. <https://whiterosemaths.com/homelearning/year-2/week-6-number-addition-subtraction/>

Add and subtract 1s

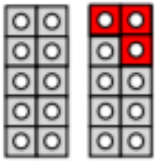


Worked examples

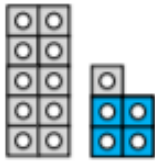
Subtract 1-digit from 2-digit



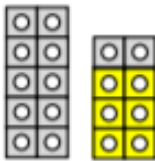
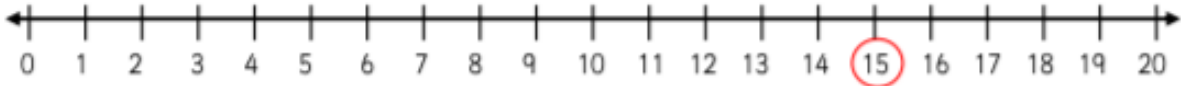
Main task



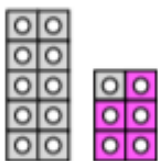
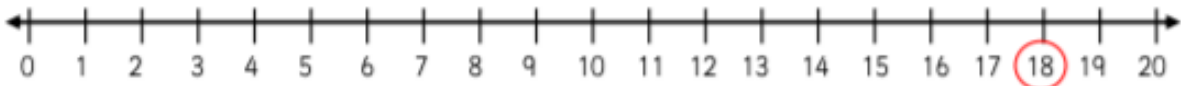
$$20 - 3 = \boxed{}$$



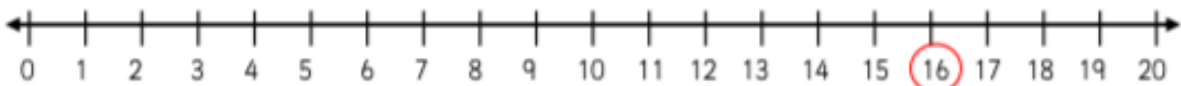
$$15 - 4 = \boxed{}$$



$$18 - 6 = \boxed{}$$



$$16 - 5 = \boxed{}$$









Tuesday 19th January

Writing

Today we will be learning to join two clauses (parts of a sentence) using the word **and**.

https://www.youtube.com/watch?v=qxmcbB_H2TE



I like playing football and ... 	I am going to the beach 
It is warm outside and ... 	I like playing basketball. 
The house was tall and... 	looked very scary. 

Jake is going to the park and is having a picnic. Write 'and' to finish the sentences about the picture of Jake at the park.

1. Jake will eat sandwiches and cakes.
2. He will run _____ climb.
3. He has gone with his mum _____ sister.
4. It is sunny _____ hot.

Now write your own sentences about going to the park using 'and' to join the two parts (clauses) of the sentence together.

1. At the park, I like to _____ and _____.

2. At the park, I will see _____ and _____.

Today we will be learning about how animals-including humans-reproduce and grow.


Firstly, follow the link/QR code to complete a consolidation quiz. Then watch the video.

https://classroom.thenational.academy/lessons/how-do-our-bodies-change-as-we-get-older-6nhk2d?step=1&activity=intro_quiz



What does growth mean?

Growth is the process of an animal increasing in size after birth.



Follow the link/QR code below to learn about the reproductive process of a chicken.

<https://www.youtube.com/watch?v=gt5CRD34BKM>



Can you match the animal to its young?



goose




cow



sheep



pig



goat



horse



duck



chicken



kid



duckling



gosling




lamb




calf



chick



piglet



foal



Can you order the growth cycle for a human?



elderly	
baby	
toddler	
adult	
child	
teenager	

	↑
	↑
	↑
	↑
	↑
	↑

High Frequency Word Activity Mat: are

Find and circle the word **are**.

at one
am art arm
at art are
one art at

Highlight the word **are** in these sentences.



We are happy.

My eyes are tired.



Are you OK?

The dogs are big.

Write the letters from the word **are** inside the boxes.

--	--	--

Clap the word **are**.



Finish off the word **are**.

ar_ _ _	_ _re
a_ _ _ _	_ _ _e

Now write the full word.

Add the word **are** to these sentences.



What _____ you cooking?

_____ you free tonight?

Sally and Sita _____ good friends.





Wednesday 20th January

Today's tasks:	
Phonics	Spell 'ir' words
Maths	Find and make bonds (review)
Writing	Using 'and' to join two clauses together.
PE	PE with Joe Wicks
Handwriting	Writing words with 'll'

Wednesday 20th January - Phonics

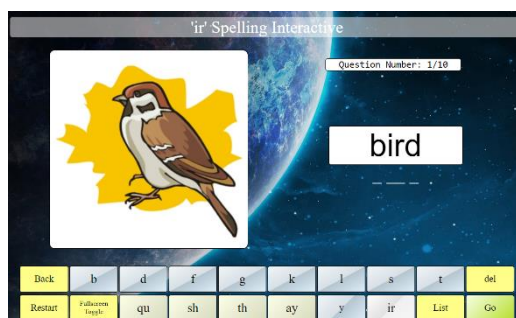
Look at the pictures below. Use your phoneme fingers to say each sound to segment and blend before spelling the word.

girl bird shirt dirty skirt first

		
— — —	— — —	— — —
		
— — —	— — —	— — —


Now have a go at this spelling game. Look at the picture and choose the correct letters to spell 'ir' words.

<https://games.galacticphonics.com/othervowels/ir/interactive/irspell/irspellt.htm>



Wednesday 20th January
Maths

White Rose: Find and make bonds (review)



Follow the link to watch the video: <https://vimeo.com/470136728>


Getting ready task:
Look at the birds on the tree:

Which of these represent a bond to 6?




Now look at the straws:

Do any of these represent a bond to 13?

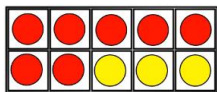


Yes or No



Yes or No

Worked example

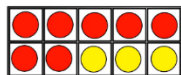
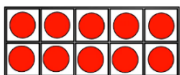


$$7 + 3 = 10$$

I know that have 7 red counters and 3 yellow counters so $7 + 3 = 10$.




So what is $\underline{\quad} + 3 = 20$




I know $7 + 3 = 10$ so $17 + 3 = 20$. I added 10 more to make my new bond to 20.









Find and make number bonds

1 Complete the additions to match the ten frames.

a)  +  = 

 +  = 

b)  +  = 

 +  = 

c) What do you notice?

2 Complete the number bonds.

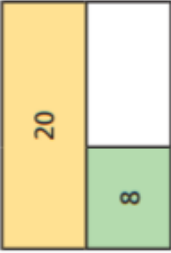
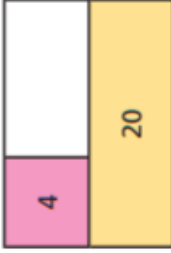
a) $4 + 6 = \square$ c) $10 = \square + 1$

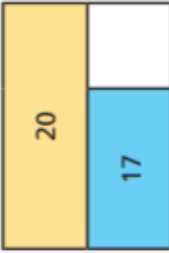

$4 + 16 = \square$ $20 = \square + 1$

b) $5 + 5 = \square$ d) $10 = 3 + \square$

$5 + 15 = \square$ $20 = \square + 13$

3 Complete the bar models.

a)  c) 

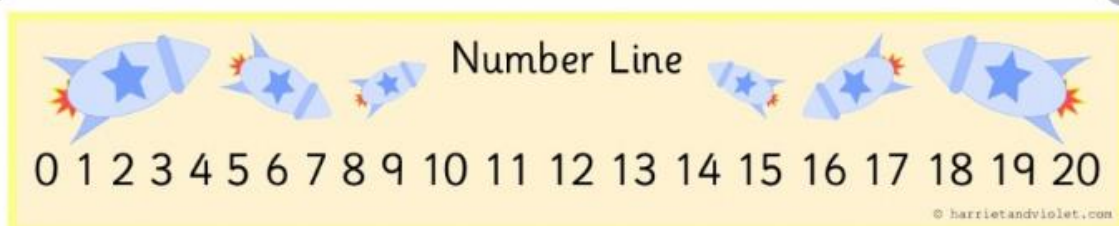
b)  d) 

4 Colour all the number bonds to 20





$14 + 3$	$17 + 3$	$2 + 18$	$0 + 20$	$3 + 16$	$9 + 11$	$17 + 3$	$18 + 2$	$2 + 0$
$18 + 1$	$3 + 7$	$12 + 7$	$5 + 15$	$4 + 8$	$1 + 19$	$13 + 5$	$20 + 0$	$1 + 15$
$11 + 8$	$11 + 9$	$19 + 1$	$3 + 17$	$10 + 0$	$13 + 7$	$16 + 2$	$8 + 12$	$5 + 5$
$5 + 6$	$4 + 16$	$19 + 0$	$10 + 1$	$2 + 0$	$14 + 6$	$17 + 1$	$11 + 9$	$11 + 8$
$12 + 5$	$12 + 8$	$18 + 2$	$15 + 5$	$4 + 15$	$16 + 4$	$10 + 10$	$15 + 5$	$13 + 3$

Helpful number track:



Remember – You can use sweets or little stones to help you with your number bonds.



Tens Frame Work Mat

It was snowing and	I like seeing the tigers.
The clowns were funny and	ran up a tree.
I love going to the zoo and	I made a snowman
The cat looked at the dog and.....	she bakes great cakes.
My mum is brilliant and ...	they threw custard pies.

Wednesday 20th January

PE- PE with Joe Wicks

Access the link/QR code to do PE with Joe. <https://www.youtube.com/watch?v=UFKf4X0pyKs>



PHSE-Goals to success.

Which picture makes you feel the most calm?



Calm me exercise:

- Put both feet on the floor-backs nice and straight*
- Place both hands on your tummy.*
- Close your eyes and think about the calmest picture.*
- Breathe in through your nose and out of your mouth slowly.*

What is success? How does it make you feel?



success



victory
triumph
succeed

To achieve something. To be good at something.

Do you see success in these pictures? Why or why not? If yes, how do you think the people in the picture feel about their success?



What are you successful at?

I am successful at...



I am successful at...

How does this feel?




Why do you think you are successful at this?

Photo here

Wednesday 20th January
Handwriting- writing words with 'll'

Writing words with ll G Unit 2

1 Trace and write the letters. 2 Trace and write the ll. 3 Show if the words are things you see or things you do.

 ll _____ _____ ll _____ _____ ll _____ _____	 hill _____ hi_____ sell se_____ doll do_____ do_____	 see do doll hill sell yell bell
--	---	--

Tick your best letter. 3

Thursday 21st January

Today's tasks:	
Phonics	Reading 'ir' words in a sentence.
Maths	Bonds to 100 (tens and ones)
Writing	Using the conjunction 'and' to join clauses.
Art	Who was Vincent Van Gogh?
Spelling	High frequency word- back

Phonics

Circle the words that have the 'ir' grapheme.



third



tissue



saw



read



bird



sea



girl



skirt

Draw a picture that has the **ir** sound.



Read each sentence. Circle the ir word and write or draw them into your 'ir' word bank.

1. I had a new skirt.
2. His shirt is red.
3. Her dress was dirty.
4. The bird sang in the trees.
5. He came first in the race.
6. The girl went on the swing.
7. She drew a circle.
8. The boy came third.
9. Mom gave the soup a stir.
10. It's my birthday.

ir word bank



Please send a photo of your work to your dojo page or portfolio for teacher feedback.

Thursday 21st January
Maths: Bonds to 100 (using tens)

Please visit the link or scan the QR code to access the teaching video: <https://vimeo.com/463016488>



Getting ready starter:

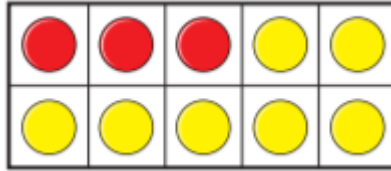
$$1) \square + 2 = 4$$

$$2) 20 + 20 = \square$$

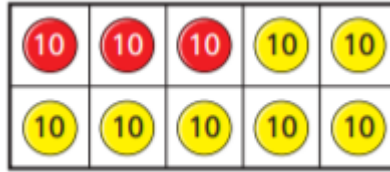
$$3) 4 + \square = 8$$

$$4) \square + 40 = 80$$


If I know $7 + 3 = 10$



Then I also know $70 + 30 = 100$



Use the tens frame to solve part a and b.



a) Write six different number bonds to 10

<input type="text"/>	+	<input type="text"/>	= 10
<input type="text"/>	+	<input type="text"/>	= 10
<input type="text"/>	+	<input type="text"/>	= 10
<input type="text"/>	+	<input type="text"/>	= 10
<input type="text"/>	+	<input type="text"/>	= 10
<input type="text"/>	+	<input type="text"/>	= 10

b) Write six different number bonds to 100

Use your answer to part a) and related facts to help you.

<input type="text"/>	+	<input type="text"/>	= 100
<input type="text"/>	+	<input type="text"/>	= 100
<input type="text"/>	+	<input type="text"/>	= 100
<input type="text"/>	+	<input type="text"/>	= 100
<input type="text"/>	+	<input type="text"/>	= 100
<input type="text"/>	+	<input type="text"/>	= 100

Thursday 21st January

Writing

Read the phrases below. Can you join the orange and purple phrases together using the word 'and'?


E.g. I got to school early and I went to breakfast club.

1) She ate some birthday cake. It was very tasty.

2) The children worked very hard. Their teacher was proud.

3) We watched England play. It was a great match.

Now complete the sentences below using the word and.



1) I like eating apples **and** bananas.

2) I don't like eating _____

3) My favourite fruits are _____


Thursday 21st January

Art


Today we will be researching a famous artist called Vincent Van Gogh. Follow the link below and watch the BBC Bitesize clip to find out more.



<https://www.bbc.co.uk/bitesize/clips/z4pvcdm>



Van Gogh artwork



Sunflowers
1888










Starry Night
1889



Discuss ideas with a grown up.

- What do you notice about the paintings?
- What colours did Vincent van Gogh use?
- Are these primary or secondary colours?
- What shapes can you see?
- What do they like about them?

High Frequency Word Activity Mat: back





<p>Find and circle the word back.</p> <p>bat cat kit</p> <p>kit bat back</p> <p>cat bat kit</p> <p>kit cat bat</p>	<p>Highlight the word back in these sentences.</p> <p> Sally got back home from work early.</p> <p>I have a pain in my lower back.</p> <p>Put the lid back on the glue stick. </p>	<p>Clap the word back.</p> 								
<p>Trace the word back.</p> <p>back</p> <p>back</p> <p>back</p>	<p>Write the letters from the word back inside the boxes.</p> <table border="1"><tr><td> </td><td> </td><td> </td><td> </td></tr></table>					<p>Finish off the word back.</p> <table border="1"><tr><td>b__ck</td><td>__ac__</td></tr><tr><td>b__k</td><td>__k</td></tr></table> <p>Now write the full word.</p> <p>_____</p>	b__ck	__ac__	b__k	__k
b__ck	__ac__									
b__k	__k									
<p>Add the word back to these sentences.</p> <p> "Give yourself a pat on the _____!" said the teacher.</p> <p>The key is in her _____ pocket</p> <p>I wrote my name on the _____ of the paper. </p>										

Friday 22nd January

Today's tasks:	
Phonics	Using 'ir' words in a sentence.
Maths	Add three 1 digit numbers
Writing	Match the word to the contraction
Spanish	Months of the year
Handwriting	Introducing capitals for long-legged giraffe letters.

Phonics

Look at each picture. Choose one sound to complete the word.

 f _ st	<ul style="list-style-type: none">erirur	 d _ t	<ul style="list-style-type: none">erirur
 th _ sty	<ul style="list-style-type: none">erirur	 g _ l	<ul style="list-style-type: none">erirur

Look at each picture and fill in the missing gaps. Read each sentence. Use the 'ir' words to help you complete the sentences.



B _ _ d s h _ _ t sk _ _ t g _ _ l th _ _ ty

1. Grandad put on a clean _____ and tie to go out.
2. There are _____ days in November.
3. The new _____ in our class is called Emma.

Friday 22nd January

Maths

White Rose: Add three 1 digit numbers

Follow the link to watch the video: <https://vimeo.com/470178269>



Getting ready

1)

$5 + 6 = \square$

$5 + 5 + 1 = \square$

$5 + 7 = \square$

2)

$6 + 6 = \square$

$6 + 1 + 6 = \square$

$6 + 8 = \square$

3) Add the doubles

$9 + 9 = \square$

$8 + 8 = \square$



Worked example:

$2 + 3 + 7 = \underline{\quad}$

$2 + 3 + 7 =$ I know that $7 + 3 = 10$ as it a number bonds to 10.

$10 + 2 = 12$ I can count on 2 more to find the total.

$$\text{So } 2 + 3 + 7 = 12$$

$3 + 5 + 3 = \underline{\quad}$

$3 + 5 + 3 =$ I know that $3 + 3 = 6$ because it is a double.

$6 + 5 =$ I know $6 + 4 = 10$ so $6 + 5 = 11$ (as 5 is one more than 4)

$$\text{So } 3 + 5 + 3 = 11$$

Friday 22nd January

Writing

Today we will be learning about contracted words. This is where two words are joined together to make one word. Apostrophes show letters are missing (have been omitted)

Follow the link / QR code to watch the Youtube video explaining contracted words.

<https://www.youtube.com/watch?v=gubPH3WEurg>



Can you cut these word cards up and match them up correctly?



should've	He is	should have	He's
don't	She is	do not	She's
you've	I am	you have	I'm

Please send a photo of matching words and contractions.



Friday 22nd January

Spanish

Spanish – days of the week

Click on the link to listen to the correct pronunciation of the days of the week in Spanish:

<https://www.youtube.com/watch?v=i80pgrg8cvM>



lunes

Monday

martes

Tuesday

miércoles

Wednesday

jueves

Thursday

viernes

Friday

sábado

Saturday

domingo

Sunday

días de la semana

á s t l u n e s d a y m
y d á a h s m e m f é s
f s y b b y r n j á f e
m x e á a x x r e i f v
k i x t z d k e p y c e
c p é g r y o i p o y u
l b i r k a h v d g i j
f v g a c t m d é n q b
y s g j w o g t m i j á
u x é j n f l k á m q r
v á x r e s k e i o r a
k p y r y u y r s d g h

lunes
martes
miércoles
jueves

viernes
sábado
domingo

Friday 22nd January

Handwriting Introducing capitals for long-legged giraffe letters.

Unit 3 **P** Introducing capitals for long-legged giraffe letters

1 Trace and write the capital letters.

L _____ U _____ I _____
J _____ T _____ Y _____

2 Trace the letters. Join each lower case letter to its capital letter.

l i t

I	Y
T	U
L	J

u
j
y

3 Write your name. Don't forget the capital letter.

4

Tick your best letter.