

Week commencing - Monday 25<sup>th</sup> January 2021

Pack 2

<b>Day</b>	<b>Phonics, Literacy and Maths</b>	<b>Activities</b>
<b>Monday 25<sup>th</sup></b>	<b>Phonics</b> - /k/ <b>Literacy</b> - Handwriting, reading and story challenge (Little Red Riding Hood) <b>Maths</b> – 2D Shapes (Lesson 1)	<b>Thematic</b> – Story and discussion about paramedics <b>Play challenge</b> – Dressing up race <b>PE</b> – Joe Wicks’ PE lesson
<b>Tuesday 26<sup>th</sup></b>	<b>Phonics</b> - /ck/ <b>Literacy</b> - Handwriting, reading and story challenge (Little Red Riding Hood) <b>Maths</b> – 2D Shapes (Lesson 2)	<b>Music</b> – Oak National Academy people who help us singing games <b>Play challenge</b> – Learn a gymnastics skill <b>Outdoor activity</b> – Make a nature collage
<b>Wednesday 27<sup>th</sup></b>	<b>Phonics</b> - /e/ <b>Literacy</b> - Handwriting, reading and story challenge (Little Red Riding Hood) <b>Maths</b> – 2D Shapes (Lesson 3)	<b>Thematic</b> – Ambulance role play. <b>Play challenge</b> – Retell a story with toys <b>PE</b> - Join in with “Just Dance Five Little Monkeys” on Youtube
<b>Thursday 28<sup>th</sup></b>	<b>Phonics</b> - /u/ <b>Literacy</b> - Handwriting, reading and story challenge (Little Red Riding Hood) <b>Maths</b> – Sequencing events (Lesson 4)	<b>PSHE</b> – Learning about challenge <b>Play challenge</b> – Hopscotch <b>Outdoor activity</b> – Colour scavenger hunt
<b>Friday 29<sup>th</sup></b>	<b>Phonics</b> – /r/ <b>Literacy</b> - Handwriting, reading and story challenge (Little Red Riding Hood) <b>Maths</b> – Sequencing events (Lesson 5)	<b>Thematic</b> – Complete quiz about paramedics <b>Play challenge</b> – Write and post a letter <b>PE</b> - Join in with “Squish the Fish” Cosmic Yoga on Youtube

## Monday 25<sup>th</sup> January

Phonics 25.1.2021

Watch "Phonics song 2" on the following link or by scanning the QR code below:

<https://www.youtube.com/watch?v=jPVbJ-IaHIw>



Phonics Song 2 (new ZED version)  
YouTube 1001TV103 5 May 2012



### Lesson 1

Watch Letters and Sounds Lesson 14: Learning to read /k/ by following the link or scanning the QR code below: <https://www.youtube.com/watch?v=au8edtdBO3w&feature=youtu.be>




Lesson 14 (part 1) - Reception



Can you find /k/ on your sound mat that you were given before Christmas?

### Lesson 2

Watch Letters and Sounds Lesson 14 Part 2: Learning to Read Words by following the link or scanning the QR code below: <https://www.youtube.com/watch?v=IpNybdpGCCc>



Lesson 14 (part 2) - Reception



**Activity:** If an adult sounds the following words out can you blend the sounds together?  
**For example – Adult: “What does c – a – t say?” Child: “Cat”.**

**k-i-d**

**k-i-t**

**k-i-p**

**k-i-ss**

**Super Challenge:** Can you read the words below and match them to the correct picture?

kid



kit  
● ● ●



kiss  
● ● ■



**Extra Super Challenge:** Can you write the sounds to make the word below?



\_\_\_\_\_

Share your work with your teacher on Class Dojo.



## **Literacy**

Handwriting 25.1.2021

Complete the following fine motor warmup:

Place palms together, fingers straight, separate palms slightly, keeping finger tips touching. Rotate thumbs around each other, away from the body then towards body. Ten times each way.



**Activity:** Write your name.

Watch /k/ letter formation video by clicking the following link or scanning the QR code below:

<https://www.youtube.com/watch?v=5s5sXl5Nc1U&list=PL2HgNIO5uPKBKHkdjBGU3IYnQEibe6bd2&index=11>



k

0:18

Lower case letter animation with animals: k

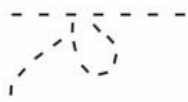
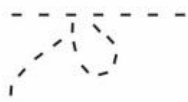
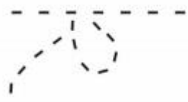
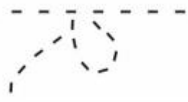
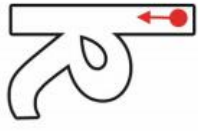
Cambridge University Press Education

**Activity:** Complete /k/ worksheet on the following page.

**Super challenge:** Try to write today's letter independently on the line in your book.

Share your work with your teacher on Class Dojo.

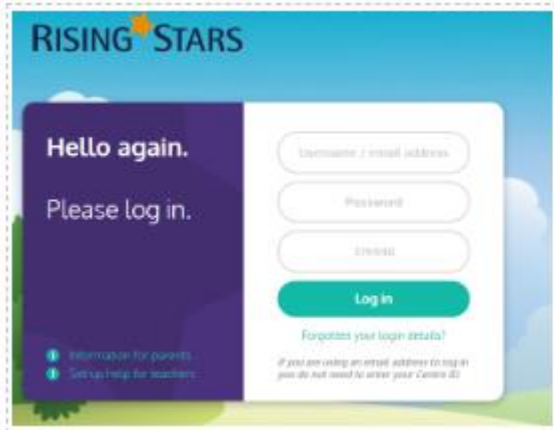




Reading 25.1.2021

Access the books available on the “Rising Stars” website or read your reading book.

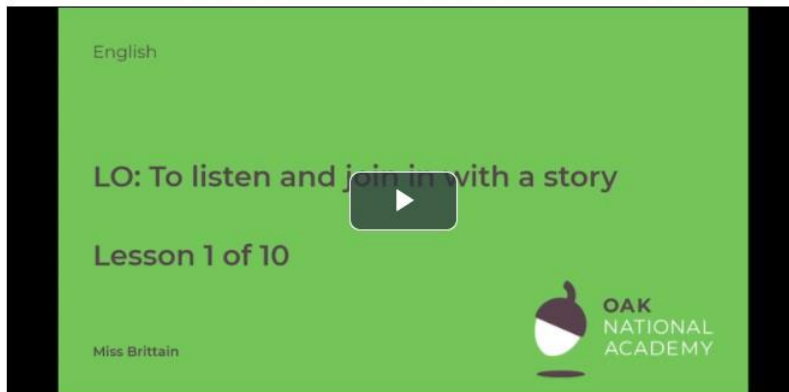
<https://my.risingstars-uk.com/?uid=3945499b-4627-41c1-91f1-c405ea01910a&tids=682b1d43-fac8-44b5-9987-f73d8b37883e&cid=379448&ed=2021-01-14T13:38:11&ub=0&to=4696830&ke=85CE059DEE4CC1B043914B89D18C5F8A&sa=rIl uDpIrY7FyTRfCBfHED6CGpmfMkd&mp=1>



Story challenge 25.1.2021

Little Red Riding Hood: Lesson 1: To listen and joining with a story on Oak National Academy <https://teachers.thenational.academy/lessons/to-listen-and-join-in-with-a-story-6muk6c>

Today you will listen and join in with the story “Little Red Riding Hood”. **You will need some paper, a pencil and your Teddy Talk Partner.**



Share your work with your teacher on Class Dojo.



Independent writing opportunity.



Maths 25.1.2021

**This week the children are recapping some 2D shapes and thinking about sequencing events.**

### **Starter Activity**

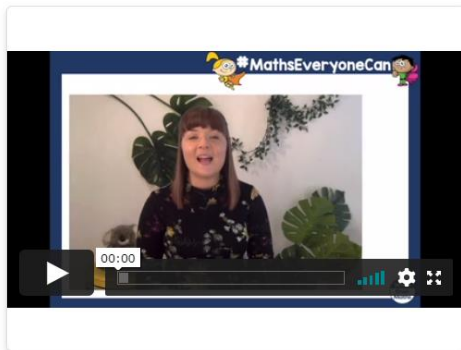
Join in with 'Shape Song 2' by following the link or scanning the QR code below:  
<https://www.youtube.com/watch?v=WTeqUejf3D0>



### **Lesson**

Watch **Session 1** on the following website or by scanning the QR code below:  
<https://whiterosemaths.com/homelearning/early-years/light-and-dark-week-3/>

Session 1



**Activity:** Complete the activity on the following page.

**Super Challenge:** Can you name all these shapes?

**Extra Super Challenge:** Can you draw these shapes?

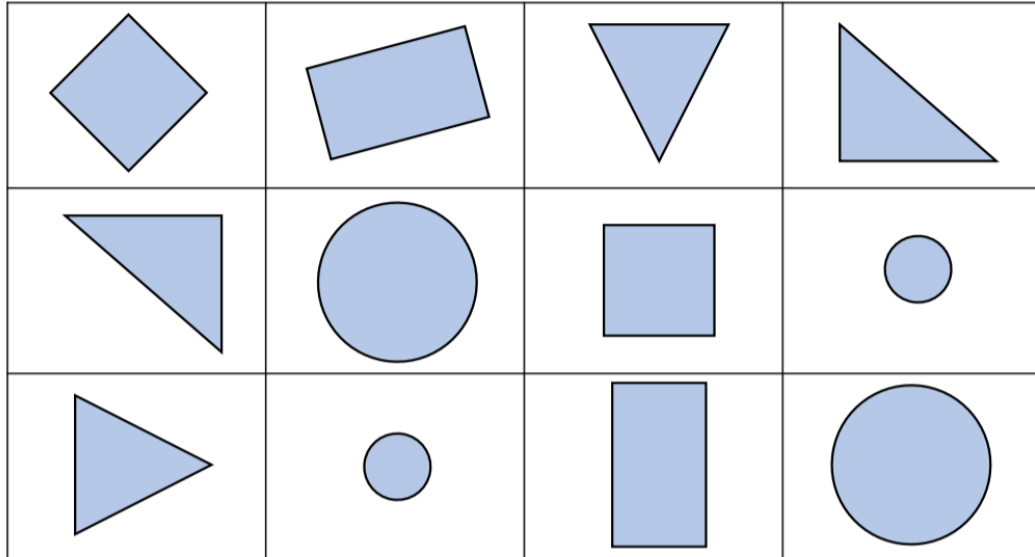
Share your work with your teacher on Class Dojo.







How could you sort the shapes? Can you find matching pairs?  
How many sides does each shape have? Are all of the sides equal?



Thematic 25.1.2021

Watch your teacher read "Ambulance and Air Ambulance Crew".

Have you ever seen or been in an ambulance? What happened?

What do you know about ambulance crews and paramedics?

Send your ideas to your teacher on Class Dojo



Independent writing opportunity.



### Play challenge 25.1.2021

Dressing up race!

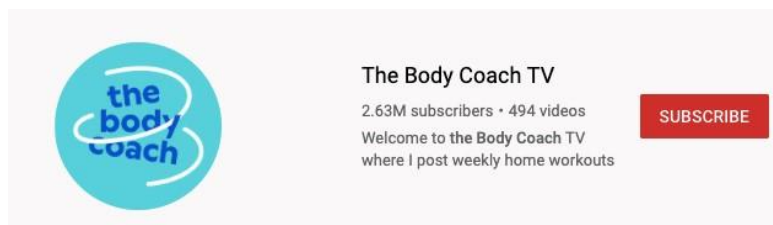
You will need lots of clothes!

Set a timer for one minute and set your child the challenge of putting on as many t-shirts or socks or jumpers etc as they can before the timer finishes. Ask them to count how many items of clothing they managed to put on. To extend their learning, you could race against your child and they could compare who managed to put on the most or least items and then show them how to find out the difference between the two amounts. You could set the timer for different lengths of time and compare the difference.



### PE 25.1.2021

Join in with Joe Wicks' PE lesson on YouTube <https://www.youtube.com/user/thebodycoach1>



The Body Coach TV  
2.63M subscribers · 494 videos  
Welcome to the Body Coach TV  
where I post weekly home workouts

SUBSCRIBE



**Tuesday 26<sup>th</sup> January**

Phonics 26.1.2021

Watch “Phonics song 2” on the following link or by scanning the QR code below:

<https://www.youtube.com/watch?v=jPVbJ-IaHIw>



**Lesson 1**

Watch Letters and Sounds Lesson 16: Learning to read /ck/ by following the link or scanning the QR code below:

<https://www.youtube.com/watch?v=gY7448bXLJI&feature=youtu.be>



Can you find /ck/ on your sound mat that you were given before Christmas?

**Lesson 2**

Watch Letters and Sounds Lesson 16 Part 2: Learning to Read Words by following the link or scanning the QR code below:

[https://www.youtube.com/watch?v=mdYVk\\_FuL90&feature=youtu.be](https://www.youtube.com/watch?v=mdYVk_FuL90&feature=youtu.be)



**Activity:** If an adult sounds the following words out can you blend the sounds together?  
**For example – Adult: “What does c – a – t say?” Child: “Cat”.**

**k-i-ck**

**p-i-ck**

**s-i-ck**

**s-o-ck**

**Super Challenge:** Can you read the words below and match them to the correct picture?

sock



kick



sick



**Extra Super Challenge:** Can you write the sounds to make the word below?



\_\_\_\_\_

Share your work with your teacher on Class Dojo.



## Literacy

Handwriting 26.1.2021

Complete the following fine motor warmup:

“Finger warm up exercises for handwriting and fine motor dexterity: occupational therapy”. <https://www.youtube.com/watch?v=o7U4jFs1jo4>

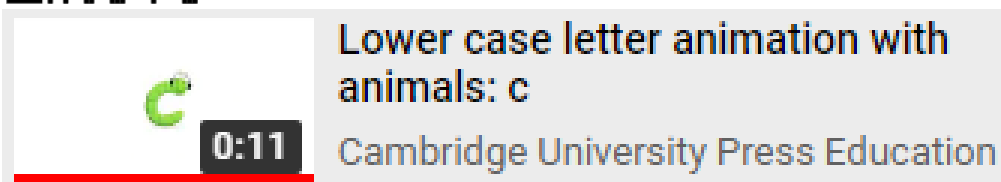


**Activity:** Write your name.

(We are practicing /c/ again as we are doing the /ck/ digraph today and children find it difficult to perfect the anti-clockwise motion of /c/ that is needed for many other letters).

Watch /c/ letter formation video by clicking the following link or scanning the QR code below:

<https://www.youtube.com/watch?v=U2hRONpqOG8&list=PL2HgNIO5uPKBKHkdjBGU3IYnQEibe6bd2&index=3>



**Activity:** Complete /c/ worksheet on the following page.

**Super challenge:** Try to write today's letter independently on the line in your book.

Share your work with your teacher on Class Dojo.

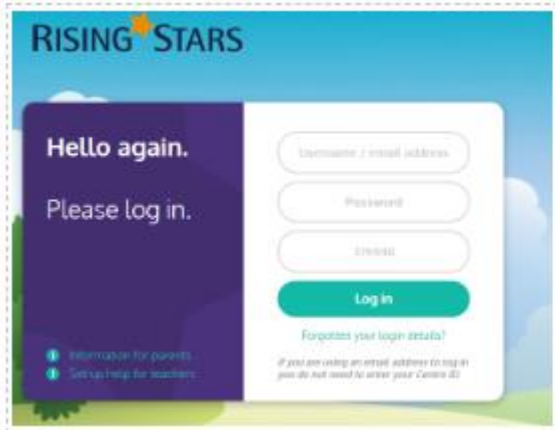




Reading 26.1.2021

Access the books available on the “Rising Stars” website or read your reading book.

<https://my.risingstars-uk.com/?uid=3945499b-4627-41c1-91f1-c405ea01910a&tids=682b1d43-fac8-44b5-9987-f73d8b37883e&cid=379448&ed=2021-01-14T13:38:11&ub=0&to=4696830&ke=85CE059DEE4CC1B043914B89D18C5F8A&sa=rIl uDpIrY7FyTRfCBfHED6CGpmfMkd&mp=1>



Story challenge 26.1.2021

Little Red Riding Hood: Lesson 2: To map and speak a story on Oak National Academy <https://teachers.thenational.academy/lessons/to-map-and-speak-the-storycngk2r>

**Today you will be creating a story map of the story and you will need a pencil and paper.**



Share your work with your teacher on Class Dojo.



Independent writing opportunity.





Maths 26.1.2021

## Starter Activity

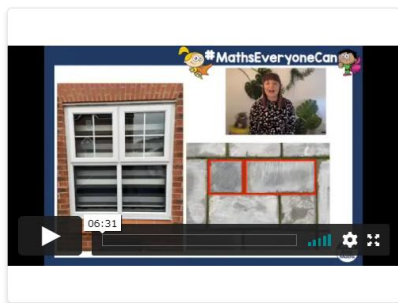
Join in with 'Shape Song 2' by following the link or scanning the QR code below:  
<https://www.youtube.com/watch?v=WTeqUejf3D0>



## Lesson

Watch **Session 2** on the following website or by scanning the QR code below:  
<https://whiterosemaths.com/homelearning/early-years/light-and-dark-week-3/>

Session 2



**Activity:** Complete the activity on the following page.

**Super Challenge:** Can you name all of the shapes that you found?

**Extra Super Challenge:** Can you draw these shapes?

Share your work with your teacher on Class Dojo.





#MathsEveryoneCan



Go on a shape hunt and look for lots of different shapes.  
You could hunt for shapes in your house, your garden or you could even go  
on a shape hunt walk.



What do you notice about each shape? How many sides does it have?  
Are all of its sides the same length?




Music 26.1.2021


Complete Out and About": Lesson 5: People who help us singing  
games" <https://teachers.thenational.academy/lessons/people-who-help-us-singing-games6nh3ad>

Music

People Who Help Us  
Lesson 5 of 6



Mrs Wright



Play challenge 26.1.2021

Can you work together with your Mummy or Daddy or grandparent to learn a new gymnastics skill? You could learn how to do a forward roll or a cartwheel or a handstand.

Outdoor activity 26.1.2021

Make a nature collage. Find natural materials in your garden or outside and make a picture using them.



## Wednesday 27<sup>th</sup> January

Phonics 27.1.2021

Watch “Phonics song 2” on the following link or by scanning the QR code below:

<https://www.youtube.com/watch?v=jPVbJ-IaHIw>



Phonics Song 2 (new ZED version)  
YouTube · 100kTV123 · 5 May 2012



### Lesson 1

Watch Letters and Sounds Lesson 17: Learning to read /e/ by following the link or scanning the QR code below: <https://www.youtube.com/watch?v=iF-2HlavdcM&feature=youtu.be>



Lesson 17 (part 1) - Reception



Can you find /e/ on your sound mat that you were given before Christmas?

### Lesson 2

Watch Letters and Sounds Lesson 17 Part 2: Learning to Read Words by following the link or scanning the QR code below: <https://www.youtube.com/watch?v=b8MBR-4H-sA>



Lesson 17 (Part 2) - Reception



**Activity:** If an adult sounds the following words out can you blend the sounds together?

**For example – Adult: “What does c – a – t say?” Child: “Cat”.**

**p-e-n**

**h-e-n**

**n-e-t**

**p-e-t**

**Super Challenge:** Can you read the words below and match them to the correct picture?

net

hen  
● ● ●

pen  
● ● ●



**Extra Super Challenge:** Can you write the sounds to make the word below?



\_\_\_\_\_

Share your work with your teacher on Class Dojo.




## **Literacy**

Handwriting 27.1.2021

Complete the following fine motor warmup:

Handwriting Warm-Up Fine Motor Exercises


- Put the palms of your hands together.
- Now push them against one another.
- Fold your fingers around one another.
- Try to pull them apart.
- Repeat a number of times.



**Activity:** Write your name.

Watch /e/ letter formation video by clicking the following link or scanning the QR code below:

<https://www.youtube.com/watch?v=Mt6captaXr8&list=PL2HgNIO5uPKBKHkdjBGU3IYnQEibE6bd2&index=5>



Lower case letter animation with animals: e

Cambridge University Press Education

**Activity:** Complete /e/ worksheet on the following page.

**Super challenge:** Try to write today's letter independently on the line in your book.

Share your work with your teacher on Class Dojo.

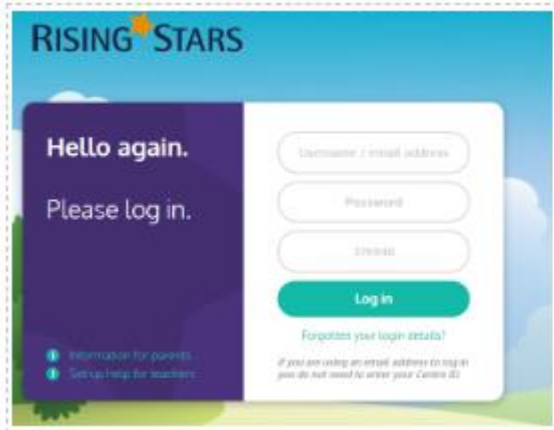




## Reading 27.1.2021

Access the books available on the “Rising Stars” website or read your reading book.

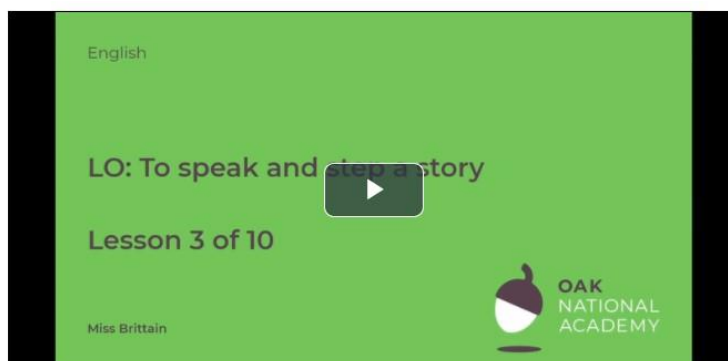
<https://my.risingstars-uk.com/?uid=3945499b-4627-41c1-91f1-c405ea01910a&tids=682b1d43-fac8-44b5-9987-f73d8b37883e&cid=379448&ed=2021-01-14T13:38:11&ub=0&to=4696830&ke=85CE059DEE4CC1B043914B89D18C5F8A&sa=rlluDpIrY7FyTRfCBfHED6CGpmfMkd&mp=1>



## Story challenge 27.1.2021

Little Red Riding Hood: Lesson 3: To speak and step a story on Oak National Academy <https://teachers.thenational.academy/lessons/to-speak-and-step-the-story-6dgkae>

Today you will be reading your story map and stepping the story. **You will need your story map and your Teddy Talk Partner.**



Independent writing opportunity.





Maths 27.1.2021

## Starter Activity

Join in with 'Shape Song 2' by following the link or scanning the QR code below:

<https://www.youtube.com/watch?v=WTeqUejf3D0>

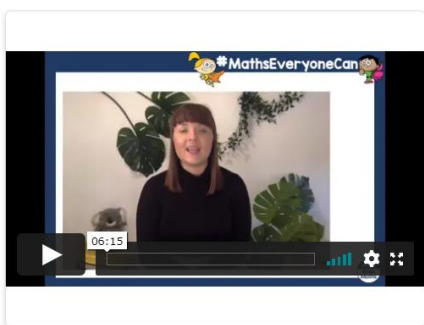


## Lesson

Watch **Session 3** on the following website or by scanning the QR code below:

<https://whiterosemaths.com/homelearning/early-years/light-and-dark-week-3/>

### Session 3



**Activity:** Complete the activity on the following page.

**Super Challenge:** Can you name all of the shapes that you used?

**Extra Super Challenge:** Can you describe these shapes by saying how many sides and vertices (corners) they have?





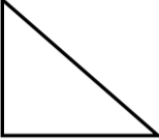







Share your work with your teacher on Class Dojo.





Make a shape picture using lots of different shapes.

You could use these shapes or have a go at drawing your own.

Thematic 27.1.2021

Watch the video of your teacher reading “Ambulance and Air Ambulance Crew” again.  
Watch “Hey kids! Let’s ask Paramedic Steve about the ambulance service”



<https://www.youtube.com/watch?v=4VRylcCrUC8>

“Teaching children how to call 999 in an emergency with Lookout Lion”

<https://www.youtube.com/watch?v=ZxzewVTDas0>



Role play being in an ambulance with your child.

Can they pretend to treat your injuries using the vocabulary they learnt last week during their lessons on doctors?

Can they take your temperature?

Can they check your injuries?

Can they pretend to drive the ambulance?

Can they pretend to be a patient and call an ambulance?

Can they use the words “paramedic” and “ambulance” correctly?

Independent writing opportunity.



## Play challenge 27.2.2021

Can you use your toys to retell a story that you have heard before? It could be a traditional tale or another story you have heard at school. This will help to develop speaking and listening skills and you can use your imagination to adapt the story.



Independent writing opportunity.



## PE 27.2.2021

Join in with “Just Dance Five Little Monkeys”

<https://www.youtube.com/watch?v=IxF0iayJR8>



Just Dance Kids 2 Five Little Monkeys

8.2M views · 5 years ago

FamilyFriendlyGaming

Family Friendly Gaming (<http://www.familyfriendlygaming.com/>) is pleased to share this game play video for Just Dance Kids 2.



**Thursday 28<sup>th</sup> January**

Phonics 28.1.2021


Watch “Phonics song 2” on the following link or by scanning the QR code below:

<https://www.youtube.com/watch?v=jPVbJ-IaHIw>



**Lesson 1**

Watch Letters and Sounds Lesson 18: Learning to read /u/ by following the link or scanning the QR code below: <https://www.youtube.com/watch?v=32QRcAD09K0&feature=youtu.be>



Can you find /u/ on your sound mat that you were given before Christmas?

**Lesson 2**

Watch Letters and Sounds Lesson 18 Part 2: Learning to Read Words by following the link or scanning the QR code below: <https://www.youtube.com/watch?v=bS4588dXbdg>



**Activity:** If an adult sounds the following words out can you blend the sounds together?  
**For example – Adult: “What does c – a – t say?” Child: “Cat”.**

**m-u-d**

**m-u-ck**

**d-u-ck**

**n-u-t**

**Super Challenge:** Can you read the words below and match them to the correct picture?


mud



duck



nut



**Extra Super Challenge:** Can you write the sounds to make the word below?



\_\_\_\_\_

Share your work with your teacher on Class Dojo.




## **Literacy**

Handwriting 28.1.2021

Complete the following fine motor warmup:

Handwriting Warm-Up Fine Motor Exercises


- Hold a pencil in your 'writing' hand.
- Gradually move your fingers up to the top of the pencil without dropping it.
- Then flip the pencil over, and move your fingers back from the top to bottom.
- Repeat five times.



**Activity:** Write your name.

Watch /u/ letter formation video by clicking the following link or scanning the QR code below: <https://www.youtube.com/watch?v=4hqH0gp-gyU&list=PL2HgNIO5uPKBKHkdjBGU3IYnQEibe6bd2&index=21>



0:16

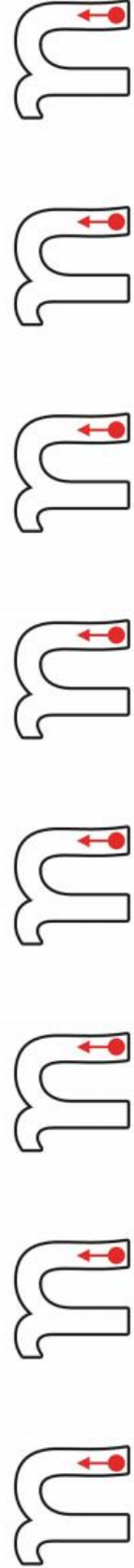
**Lower case letter animation with animals: u**  
Cambridge University Press Education

**Activity:** Complete /u/ worksheet on the following page.

**Super challenge:** Try to write today's letter independently on the line in your book.

Share your work with your teacher on Class Dojo.



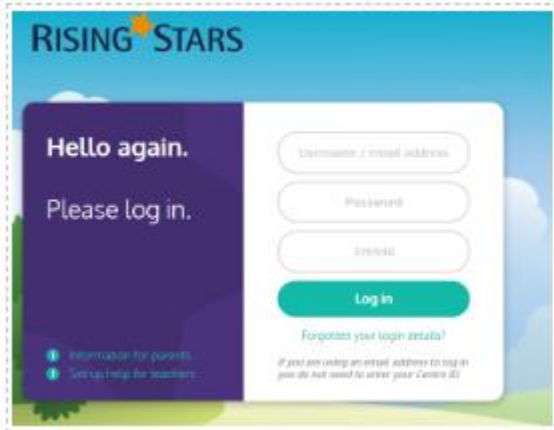




## Reading 28.1.2021

Access the books available on the “Rising Stars” website or read your reading book.

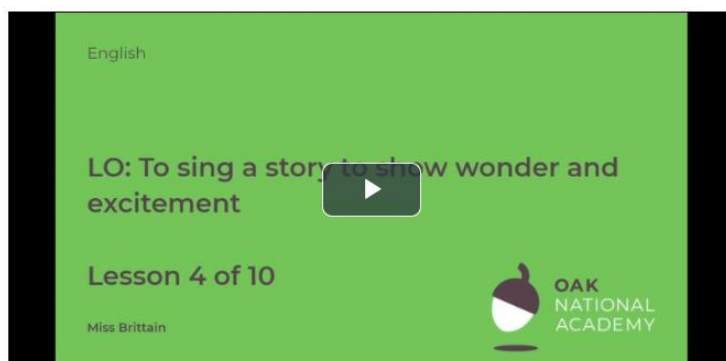
[https://my.risingstars-uk.com/?uid=3945499b-4627-41c1-91f1-c405ea01910a&tids=682b1d43-fac8-44b5-9987-f73d8b37883e&cid=379448&ed=2021-01-14T13:38:11&ub=0&to=4696830&ke=85CE059DEE4CC1B043914B89D18C5F8A&sa=rIl\\_uDpIrY7FyTRfCBfHED6CGpmfMkd&mp=1](https://my.risingstars-uk.com/?uid=3945499b-4627-41c1-91f1-c405ea01910a&tids=682b1d43-fac8-44b5-9987-f73d8b37883e&cid=379448&ed=2021-01-14T13:38:11&ub=0&to=4696830&ke=85CE059DEE4CC1B043914B89D18C5F8A&sa=rIl_uDpIrY7FyTRfCBfHED6CGpmfMkd&mp=1)



## Story challenge 28.1.2021

Little Red Riding Hood: Lesson 4: To sing a story to show wonder and excitement on Oak National Academy <https://teachers.thenational.academy/lessons/to-sing-a-story-74w68c>

Today you will be recapping and singing the story. **You will need your story map and your Teddy Talk Partner.**



Independent writing opportunity.



Maths 28.1.2020

## Starter Activity

Join in with 'Wake Up! Daily Routines Song For Kids' by following the link or scanning the QR code below: <https://www.youtube.com/watch?v=eUXkj6Ezw>



## Lesson

Watch **Session 4** on the following website or by scanning the QR code below:  
<https://whiterosemaths.com/homelearning/early-years/light-and-dark-week-3/>  
Session 4



**Activity:** Complete the activity on the following page.

**Super Challenge:** Answer the following questions when asked by an adult:  
What do you do first when you wake up? What do you do next? What do you do after that? What do you do before you go to bed?

**Extra Super Challenge:** Describe your daily routine to an adult starting when you wake up. Use words such as first, next, before and after whilst talking.









Share your work with your teacher on Class Dojo.





Can you sort the pictures?

Which activities do we do in the daytime? Which do we do at night?

What else we do during the day or at night?

Draw your own pictures and then add them to the correct group.

## PSHE 28.1.2021

### Learning about challenge

Set your child a small challenge that they will find tricky such as building a tower using spaghetti and marshmallows or wooden bricks or building a tower out of cards or give them a bowl of lots of small objects like buttons and sequins and ask them to find all of the sequins while blindfolded.

Talk to them about how the challenge made them feel?

How did they find the challenge?

What other everyday challenges do we find hard?

Watch “Don’t Worry Hugless Douglas” by David Melling. Discuss with your child that sometimes it is okay to find things tricky and how we can overcome them. Can we use the same skills and attitudes towards problems with our friends?



<https://www.youtube.com/watch?v=Usd5Zmp6Jo8>

Independent writing opportunity.



### Play challenge 28.1.2021


Draw hopscotch on the road outside your house or in your garden using chalk. Ask your child to write numbers in each of the boxes; this will test their ability to form numbers, recite numbers in order and match numeral to quantity. You could extend them by asking them to jump towards a specific number or count backwards.



### Outdoor activity 28.1.2021

Go on a colour scavenger hunt. Take the template and cut it out like in the photograph below. Go for a walk and look through the template, what can you see that matches the colours around the edge of the template?





**Friday 29<sup>th</sup> January**

Phonics 29.1.2021

Watch “Phonics song 2” on the following link or by scanning the QR code below:

<https://www.youtube.com/watch?v=jPVbJ-IaHIw>



Phonics Song 2 (new ZED version)  
YouTube: 1001TV123 3 May 2012



**Lesson 1**

Watch Letters and Sounds Lesson 19: Learning to read /r/ by following the link or scanning the QR code below: <https://www.youtube.com/watch?v=DX9rNXLKoUI&feature=youtu.be>



Lesson 19 (part 1) - Reception



Can you find /r/ on your sound mat that you were given before Christmas?

**Lesson 2**

Watch Letters and Sounds Lesson 19 Part 2: Learning to Read Words by following the link or scanning the QR code below: <https://www.youtube.com/watch?v=XL2w1W2hGsI>



Lesson 19 (part 2) - Reception



**Activity:** If an adult sounds the following words out can you blend the sounds together?  
**For example – Adult: “What does c – a – t say?” Child: “Cat”.**

r-u-g

r-u-n

r-a-t

r-o-ck

**Super Challenge:** Can you read the words below and match them to the correct picture?

rat



run



rock



**Extra Super Challenge:** Can you write the sounds to make the word below?



\_\_\_\_\_

Share your work with your teacher on Class Dojo.



## Literacy

Handwriting 29.1.2021

Complete the following fine motor warmup:

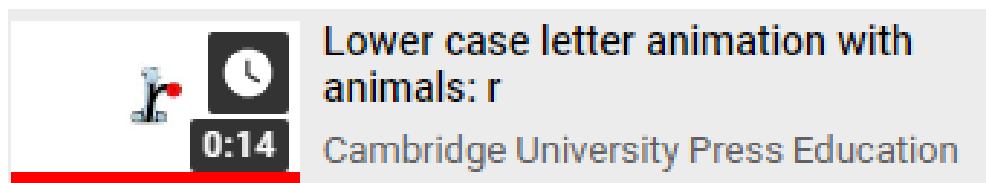
“One finger one thumb keep moving- children’s songs- kids by the learning station” <https://www.youtube.com/watch?v=osIVAVlgLpc>



**Activity:** Write your name.

Watch /r/ letter formation video by clicking the following link or scanning the QR code below:

<https://www.youtube.com/watch?v=WHZ6CYweyB4&list=PL2HgNIO5uPKBKHkdjBGu3IYnQEibe6bd2&index=18>



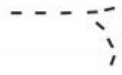


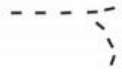


**Activity:** Complete /r/ worksheet on the following page.

**Super challenge:** Try to write today’s letter independently on the line in your book.

Share your work with your teacher on Class Dojo.



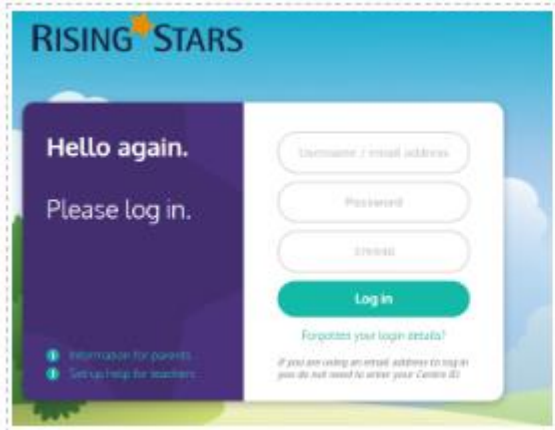




## Reading 29.1.2021

Access the books available on the “Rising Stars” website or read your reading book.

<https://my.risingstars-uk.com/?uid=3945499b-4627-41c1-91f1-c405ea01910a&tids=682b1d43-fac8-44b5-9987-f73d8b37883e&cid=379448&ed=2021-01-14T13:38:11&ub=0&to=4696830&ke=85CE059DEE4CC1B043914B89D18C5F8A&sa=rIl uDpIrY7FyTrfCBfHED6CGpmfMkd&mp=1>

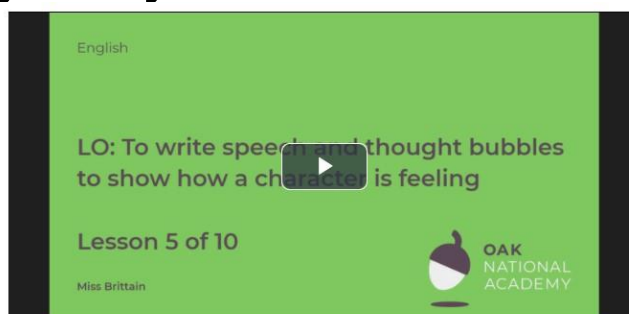


## Story challenge 29.1.2021

Little Red Riding Hood: Lesson 5: To write speech and thought bubbles to show how a character is feeling on Oak National

Academy <https://teachers.thenational.academy/lessons/to-write-speech-and-thoughtbubbles-to-show-how-a-character-is-feeling-c8rp6c>

Today you will be doing a bit of role play on the story of “Little Red Riding Hood” and writing some speech and thought bubbles. **You will need some paper and a pencil and your Teddy Talk Partner.**



Independent writing opportunity.



Maths 29.1.2020

## Starter Activity

Join in with 'Days of The Week Song For Kids' by following the link or scanning the QR code below: <https://www.youtube.com/watch?v=36n93jyjkDs>

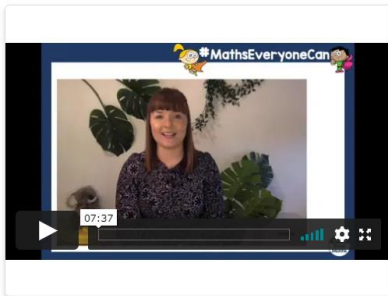


## Lesson

Watch **Session 5** on the following website or by scanning the QR code below:

<https://whiterosemaths.com/homelearning/early-years/light-and-dark-week-3/>

Session 5



**Activity:** Complete the activity on the following page.

**Super Challenge:** Answer the following questions when asked by an adult:

What do you do first when you wake up? What do you do next? What do you do after that? What do you do before you go to bed?

**Extra Super Challenge:** Describe your daily routine to an adult starting when you wake up. Use words such as first, next, before and after whilst talking.

Share your work with your teacher on Class Dojo.











# #MathsEveryoneCan



Have a go at sequencing an activity that you do everyday, such as getting ready for school or getting ready for bedtime.

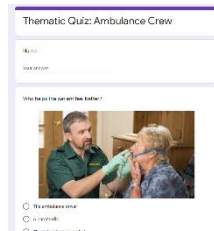
		
		

Draw each step of the activity, jumble up your pictures and then put them back in the correct order. What comes first, next and last?

Thematic 29.1.2021

Complete the quiz on what you have learnt about ambulance crew. This will really help your child's teacher to assess their understanding and identify any gaps in their knowledge.

<https://forms.gle/8WrNEteua36PtezY6>



Independent writing opportunity.



Play challenge 29.1.2021

Write a letter to your friend or a relative and post it in the post box. Use money to pay for the stamp and post it yourself. Then wait for your reply!



PE 29.1.2021

Join in with "Squish the Fish" Cosmic Yoga session

<https://www.youtube.com/watch?v=LhYtcadR9nw>



Squish the Fish | A Cosmic Kids Yoga Adventure!

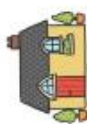
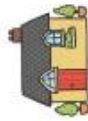
3.8M views · 2 years ago

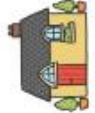
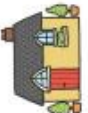
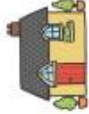
Cosmic Kids Yoga

Yoga Quest is a Cosmic Kids challenge where you print out maps & check off Yoga Adventures! 🌟 Get ONE MONTH FREE in ...





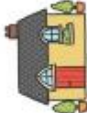
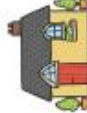
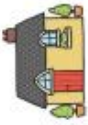
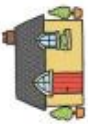
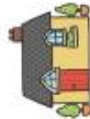




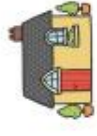
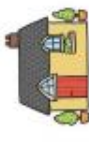
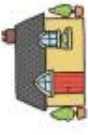
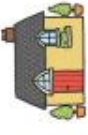
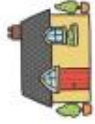
twinkl.co.uk








twinkl.co.uk



# Little Red Riding Hood



basket



see



ears



Granny



Grandmother



food



forest



Little Red Riding Hood




wolf



teeth



woodcutter



eat



house



eyes

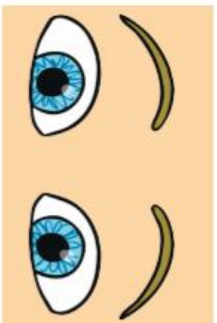


bed

# Little Red Riding Hood



basket



see



ears



Granny



Grandmother



food



forest



Little Red Riding Hood



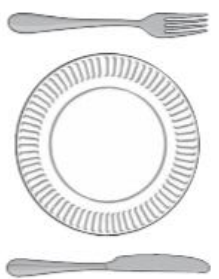
wolf



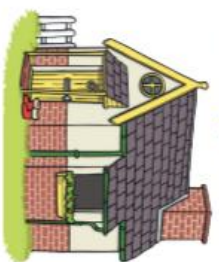
teeth



woodcutter



eat



house



eyes



bed



---

---

---

---



---

---

---



A large rectangular area with a black border, containing four horizontal lines for writing.



A smaller rectangular area with a black border, containing three horizontal lines for writing.



---

---


---

---



---

---



---

---

---

---



---

---

---



# Paramedic

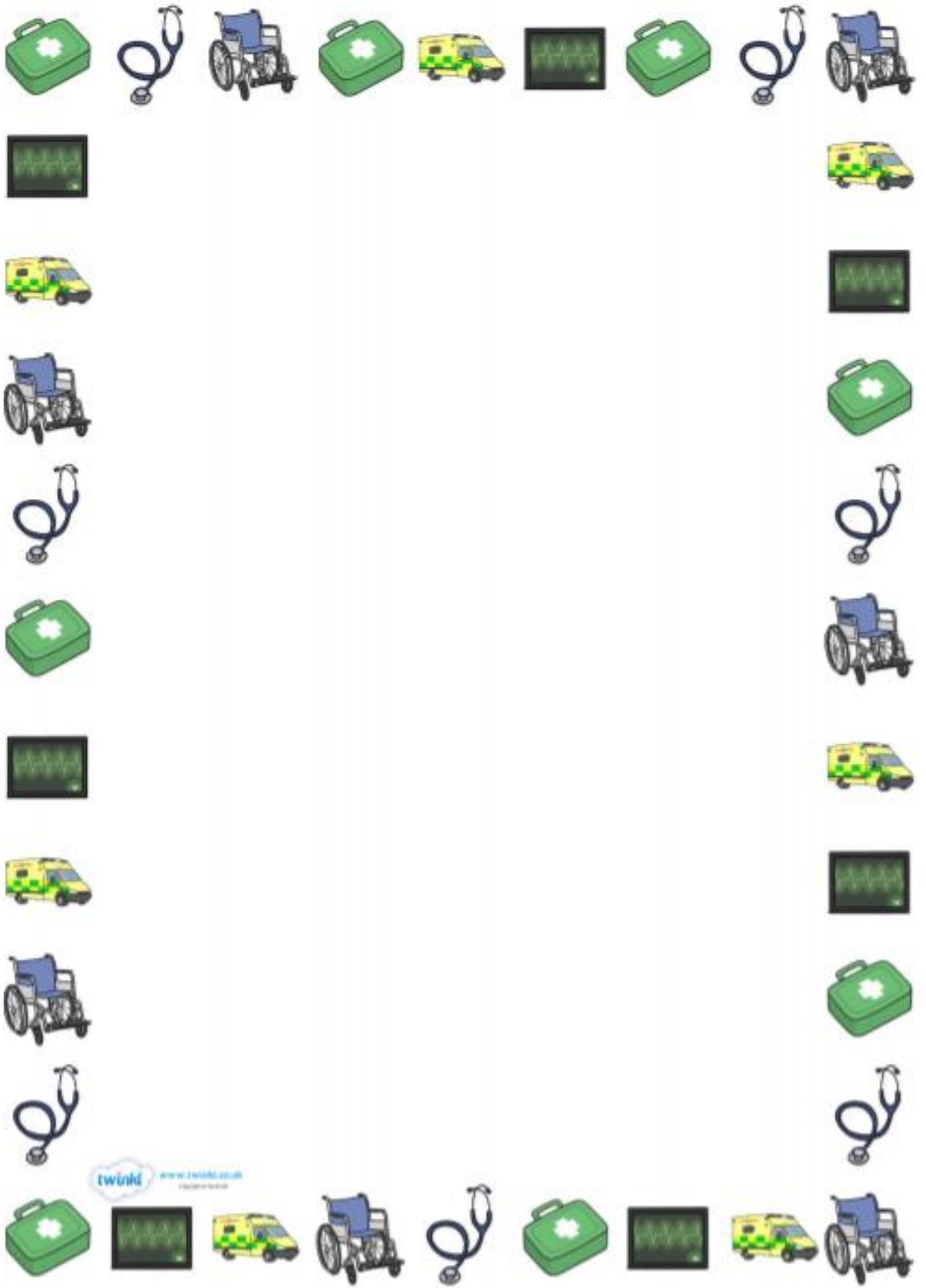


# Paramedic





# Paramedic














Facebook [www.facebook.com/100000000000000](http://www.facebook.com/100000000000000)





