

Dear parents and carers,

This timetable is flexible. Some days will be more productive than others. We ask that you do literacy, maths and phonics daily, and then balance the activities as suits you. Ideally, we would also like all thematic activities to be completed each week. All other activities have been designed to aid your child's development relating to the Early Years Foundation Stage Curriculum.

If you are unable to complete everything then do not worry. Do your best and that will be good enough. Try to keep a similar routine every day. Little and often with short breaks in between is the best approach to take. We would also recommend doing one phonics lesson in the morning and one in the afternoon. As always, please contact either Miss Howes or Mr Carr for any support or advice.

Activity, Super Challenge and Extra Super Challenge

Many lessons have an activity, super challenge and extra super challenge. This is to enable you to further challenge your child if their knowledge is secure. There is not a requirement to complete all of these daily and you should only attempt to do a super challenge or an extra super challenge with your child if they can confidently complete the activity with minimal support. If they cannot, it will be worthwhile repeating the activity with them.

Writing

All tasks do not require a written response from the children. This will be stated if we require it and is usually only the case for phonics and literacy lessons and activities. All written work should be as independent as possible and do not worry if any words are not spelled perfectly; if you can see that your child has attempted to sound it out it is good enough. Please continue to send us photographs of your child's work and activities, especially where you see the Class Dojo logo. Some extra paper has been included for children to write or draw on independently about something they are interested in or something they have learned about. This should be done by the child if they want to in their own free time and by themselves. The symbol to the right highlights some useful opportunities for this to happen.



Quizzes

At the end of each week, there may be an online quiz to take with your child. Please read the questions and answers to them and input what they choose. These are not tests and we expect wrong answers. We use them to help us plan future tasks aimed at gaps in learning or misconceptions.

We hope that you have an enjoyable and productive two weeks of home learning and look forward to hearing from you and your child.

From the Reception Team.

Reception Home Learning Pack

Pack 2

Week commencing - Monday 18th January 2021

Day	Phonics, Literacy and Maths	Activities
Monday 18 th	Phonics - /m/ Literacy - Handwriting, reading and story challenge (The Little Red Hen) Maths – One more and one less (Lesson 1)	Thematic – Story and discussion about doctors Play challenge – Coin roll Outdoor activity – Make a bubble wand
Tuesday 19 th	Phonics - /d/ Literacy - Handwriting, reading and comprehension Maths – One more and one less (Lesson 2)	Thematic – Oak National Academy lesson about doctors Play challenge – Phonics bag game PE – Join in with ‘Banana Banana Meatball’ on Youtube
Wednesday 20 th	Phonics - /g/ Literacy - Handwriting, reading and comprehension Maths – One more and one less (Lesson 3)	Thematic – Doctor role play Play challenge – Make a racetrack Outdoor activity – Make a bow and arrow.
Thursday 21 st	Phonics - /o/ Literacy - Handwriting, reading and comprehension Maths – One more and one less (Lesson 4)	PSHE – Oak National Academy lesson about germs and staying clean Play challenge – In the basket PE – Spiderman workout
Friday 22 nd	Phonics – /c/ Literacy - Handwriting, reading and comprehension Maths – One more and one less (Lesson 5) and Quiz	Thematic – Complete quiz about doctors Play challenge – Kim’s Game Outdoor activity – Counting natural objects

Monday 18th January

Phonics 18.1.2021

Watch "Phonics song 2" on the following link or by scanning the QR code below:

<https://www.youtube.com/watch?v=jPVbJ-IaHIw>



Watch Letters and Sounds Lesson 8: Learning to read /m/ by following the link or scanning the QR code below: <https://www.youtube.com/watch?v=vYoS9o7pXi0&feature=youtu.be>



Can you find /m/ on your sound mat that you were given before Christmas?

Activity: Using the sheet on the next page, can you point to things beginning with /m/?

Super Challenge: Can you find things in your house beginning with the /m/ sound?

Extra Super Challenge: If an adult sounds the following words out can you blend the sounds together?

For example – Adult: “What does c – a – t say?” Child: “Cat”.

m-a-p

m-e-n

m-o-p

m-a-t

I Spy with My Little Eye



Literacy

Handwriting 18.1.2021

Complete the following fine motor warmup:

“Finger Fitness Exercise Dances for Kids” https://www.youtube.com/watch?v=r2tBH_XyeJc



Finger Fitness Exercise Dances for Kids

Greg Irwin • 362K views • 7 years ago

Overview of "Finger Fitness Exercise Dances for Kids" - Download available for \$9.95
[https://selfy.com/3165428094329168 ...](https://selfy.com/3165428094329168...)



Activity: Write your name.

Watch /m/ letter formation video by clicking the following link or scanning the QR code below: <https://www.youtube.com/watch?v=MBcZaKjSDs4&list=PL2HgNIO5uPKBKHkdjBGU3IYnQEibe6bd2&index=13>



0:21

Lower case letter animation with animals: m

Cambridge University Press Education

Activity: Complete /m/ worksheet on the following page.

Super challenge: Try to write today's letter independently on the line in your book.

m m m m m m m m m m

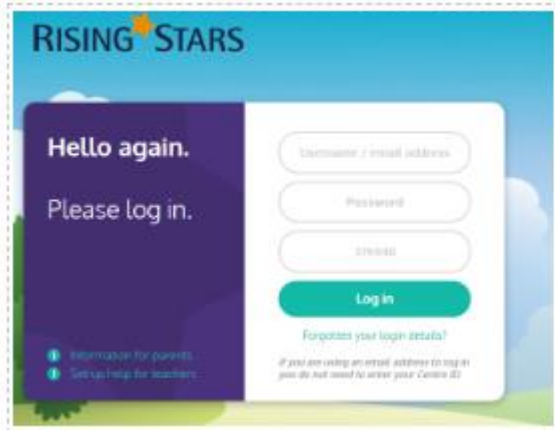
m m m m m m m m m m



Reading 18.1.2021

Access the books available on the “Rising Stars” website or read your reading book.

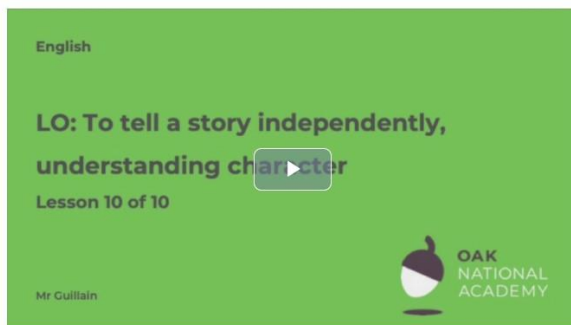
<https://my.risingstars-uk.com/?uid=3945499b-4627-41c1-91f1-c405ea01910a&tids=682b1d43-fac8-44b5-9987-f73d8b37883e&cid=379448&ed=2021-01-14T13:38:11&ub=0&to=4696830&ke=85CE059DEE4CC1B043914B89D18C5F8A&sa=rIl uDpIrY7FyTRfCBfHED6CGpmfMkd&mp=1>



Story challenge 18.1.2021

Little Red Hen: Lesson 10: To independently tell a recycled story and compare characters on Oak National Academy website. <https://teachers.thenational.academy/units/little-red-hen-2e6d>

Today you will be telling your own story and you will need your Talking Teddy!



Share your work with your teacher on Class Dojo.



Independent writing opportunity.



Maths 18.1.2020

This week the children are consolidating upon previous learning surrounding representing numbers up to five whilst building up to adding one more or taking one away from a group of objects.

Starter Activity

Join in with 'Let's Count to 20' by following the link or scanning the QR code below:
<https://www.youtube.com/watch?v=OVLxWIHRD4E>



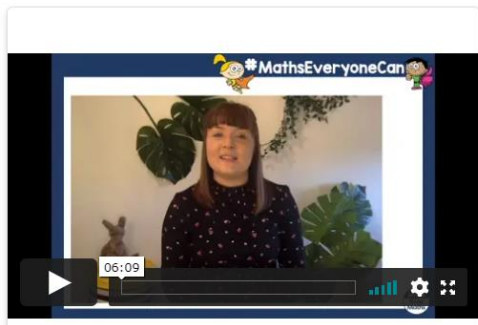
Let's Count to 20 Song For Kids - YouTube
www.youtube.com > watch



Lesson

Watch **Session 1** on the following website or by scanning the QR code below:
<https://whiterosemaths.com/homelearning/early-years/light-and-dark-week-2/>

Session 1



Activity: Complete the activity on the following page. **The resources for this activity are in your work pack that you received before Christmas.**

Super Challenge: Write how many red counters there are each time.

Extra Super Challenge: Do the same activity with up to ten counters.

Share your work with your teacher on Class Dojo.

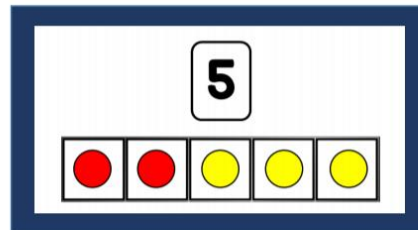

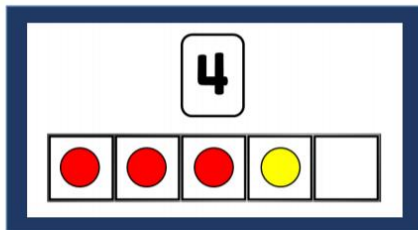




Shake 4 double-sided counters (or painted butter beans) and then let them fall on the table.

How many counters have landed on the red side?

How many have landed on the yellow side?



How many different ways can you find to make 4?

Now use 5 counters. How many different ways can you find to make 5?

Thematic 18.1.2021

Listen to Miss Howes read "People who help us: Doctor".

After listening to the book, think about your experiences of going to visit a doctor. What happened? What do you know about doctors? Talk to your parents about what you know and send your ideas to your teacher on Class Dojo.



Independent writing opportunity.



Play challenge 18.1.2021

Coin roll!

Find a variety of different sized coins, stand them on their edge and then roll them. How far can you roll each coin? Which one went the furthest? Can you sort them into groups? Can you aim at a target?

If your child finds this a bit tricky, you could start them off with a roll of Sellotape or lids from bottles.



Outdoor activity 18.1.2021

Make a natural bubble wand.

You will need some sticks, washing up liquid and some string/tape.

Find some Y-shaped sticks or bendy sticks and bend them into a circle. Dip them into a mixture of washing up liquid and water and then spin or move your wand through the air. How many bubbles can you make?



Share your work with your teacher on Class Dojo.



Tuesday 19th January

Phonics 19.1.2021

Watch “Phonics song 2” on the following link or by scanning the QR code below:

<https://www.youtube.com/watch?v=jPVbJ-IaHIw>



Watch Letters and Sounds Lesson 9: Learning to read /d/ by following the link or scanning the QR code below: <https://www.youtube.com/watch?v=91wZedIs6E&feature=youtu.be>



Can you find /d/ on your sound mat that you were given before Christmas?

Activity: Using the sheet on the next page, can you point to things beginning with /d/?

Super Challenge: Can you find things in your house beginning with the /d/ sound?

Extra Super Challenge: If an adult sounds the following words out can you blend the sounds together?

For example – Adult: “What does c – a – t say?” Child: “Cat”.

d-o-g

m-a-d

d-a-d

d-u-ck

I Spy with My Little Eye



Literacy

Handwriting 19.1.2021

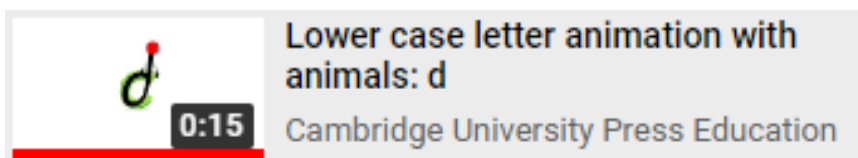
Complete the following fine motor warmup:

"Thumb Wars" - Get a friend to play this one. Make a fist with your right hand, lock your fingers with your friend and leave your thumbs free. Move your thumbs to opposite sides saying "1, 2, 3, 4, I declare a thumb war". Touch thumbs and try and "pin down" your friend's thumb. Don't let go of the fist hold...and maybe start with short nails!



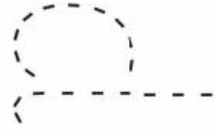
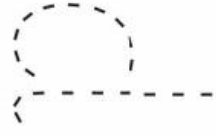
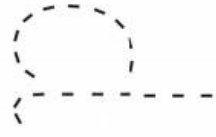
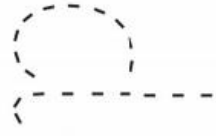
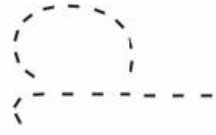
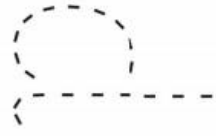
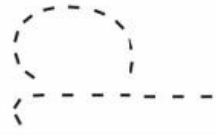
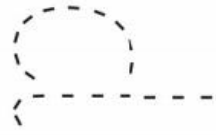
Activity: Write your name.

Watch /d/ letter formation video by clicking the following link or scanning the QR code below: <https://www.youtube.com/watch?v=dP34FDkI8iQ&list=PL2HgNIO5uPKBKHkdjBGu3IYnQEibe6bd2&index=4>



Activity: Complete /d/ worksheet on the following page.

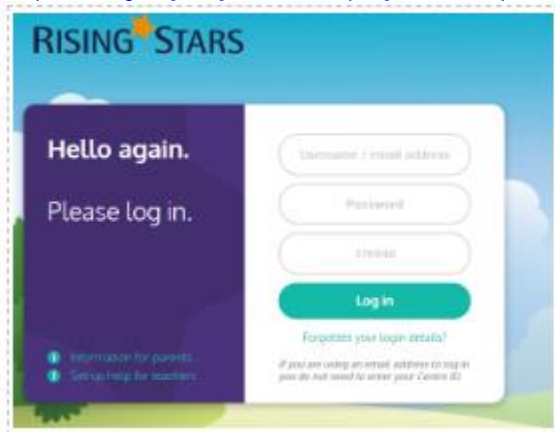
Super challenge: Try to write today's letter independently on the line in your book.



Reading 19.1.2021


Access the books available on the “Rising Stars” website or read your reading book.

<https://my.risingstars-uk.com/?uid=3945499b-4627-41c1-91f1-c405ea01910a&tids=682b1d43-fac8-44b5-9987-f73d8b37883e&cid=379448&ed=2021-01-14T13:38:11&ub=0&to=4696830&ke=85CE059DEE4CC1B043914B89D18C5F8A&sa=rIl uDpIrY7FyTRfCBfHED6CGpmfMkd&mp=1>



Comprehension 19.1.2021

Look at the illustration from the book that Miss Howes read to you on Monday closely and ask your parent to read the writing to you.



Answer the following questions verbally. The stem sentences in red may help your child to form an answer.

Explain

1. What is a doctor? **A doctor is someone who helps_____get better.**
2. What is the doctor doing? **The doctor is_____around Jane's arm.**

Send your ideas to your teacher on Class Dojo.



Independent writing opportunity.



Maths 19.1.2020

Starter Activity

Join in with '5 Little Speckled Frogs' by following the link or scanning the QR code below:
https://www.youtube.com/watch?v=WSC-gHBU_d0



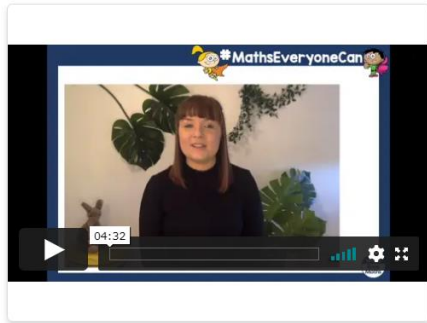
NURSERY RHYMES & KIDS SONGS BY LITTLE BABY BUM - VOLUME 1 S1 - E26
Five Little Speckled Frogs | Nursery Rhymes | from LittleBabyBum!
65M views • 6 years ago
Little Baby Bum - Nursery Rhymes & Kids Songs
We're available on Spotify! <https://open.spotify.com/playlist/05tdW3fw1NdaqVELGgYUWm?si=Z-ajZcFWQGWfSj1TX1TpS...>
CC



Lesson

Watch **Session 2** on the following website or by scanning the QR code below:
<https://whiterosemaths.com/homelearning/early-years/light-and-dark-week-2/>

Session 2



Activity: Complete the activity on the following page. **The resources for this activity are in your work pack that you received before Christmas.**

Super Challenge: Draw sets of five circles or squares in different ways.

Extra Super Challenge: Do the same activity with up to ten cubes.

Share your work with your teacher on Class Dojo.





Gather together a set of cube shaped objects.
Can you build a shape with 4 cubes?



Explore all of the different shapes you can build with these cubes.
Now use 5 cubes. How many different shapes can you make?




Thematic 19.1.2021

People who help us (Doctors and nurses): Lesson 2: To explain what a doctor does <https://teachers.thenational.academy/lessons/to-explain-what-a-doctor-does-6wu3ed>

Understanding the world

To explain what a doctor does
Lesson 2 of 3

Miss Sidenius



Independent writing opportunity.



Play challenge 19.1.2021

Phonics bag game.

This game will really support your child with oral blending which is key to blending sounds to read. Find a range of objects from around your house and put them in a bag out of sight. Sound out one of the objects and ask your child to put the sounds together and tell you which objects you are thinking of. For instance, “in my bag there is a s-p-oo-n”.



Independent writing opportunity.



PE 19. 1. 2021

Join in with “Banana Banana Meatball” on YouTube

<https://www.youtube.com/watch?v=BQ9q4U2P3ig>



Banana Banana Meatball - Blazer
Fresh | GoNoodle
20M views · 4 years ago
GoNoodle | Get Moving
Patterns made of shapes, patterns made of grapes.
Patterns in the air, patterns everywhere. Patterns in an



Wednesday 20th January

Phonics 20.1.2021

From now on, your child will have 2 short Phonics Lessons each day. This is to give them the opportunity to learn a sound and to reinforce how to blend sounds together to read a word. We would recommend doing Lesson 1 in the morning and Lesson 2 in the afternoon.

Watch “Phonics song 2” on the following link or by scanning the QR code below:

<https://www.youtube.com/watch?v=jPVbJ-IaHIw>



Lesson 1

Watch Letters and Sounds Lesson 11: Learning to read /g/ by following the link or scanning the QR code below: <https://www.youtube.com/watch?v=R6cOcSJLXo0&feature=youtu.be>



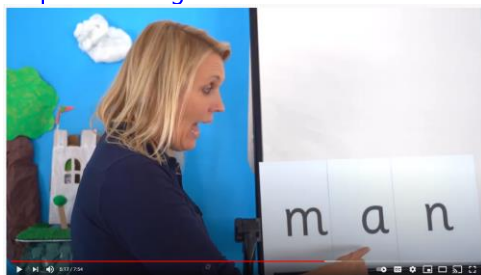
Lesson 11 (part 1) - Reception

Can you find /g/ on your sound mat that you were given before Christmas?

Lesson 2

Watch Letters and Sounds Lesson 11 Part 2: Learning to Read Words by following the link or scanning the QR code below:

https://www.youtube.com/watch?v=ag3NAwTS_Vk&feature=youtu.be



Activity: If an adult sounds the following words out can you blend the sounds together?
For example – Adult: “What does c – a – t say?” Child: “Cat”.

g-a-p


p-i-g

d-a-d

d-u-ck

Super Challenge: Can you read the words below and match them to the correct picture?


tag
..!




dig
..!



pig
..!



Extra Super Challenge: Can you write the sounds to make the word below?



Share your work with your teacher on Class Dojo.

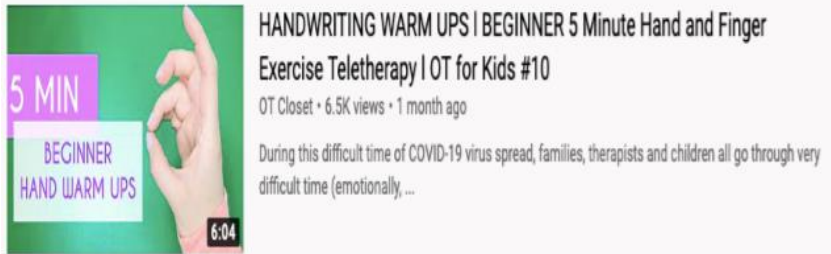


Literacy

Handwriting 20.1.2021

Complete the following fine motor warmup:

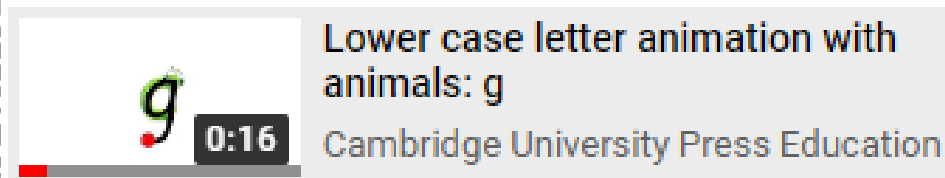
“Handwriting warm-ups: Beginner 5 minute hand and finger exercise teletherapy: OT for kids #10” https://www.youtube.com/watch?v=oSTHL_YEpGY



Activity: Write your name.

Watch /g/ letter formation video by clicking the following link or scanning the QR code below:

<https://www.youtube.com/watch?v=6e2VngBoFV8&list=PL2HgNIO5uPKBKHKdjBGU3IYnQEibe6bd2&index=7>

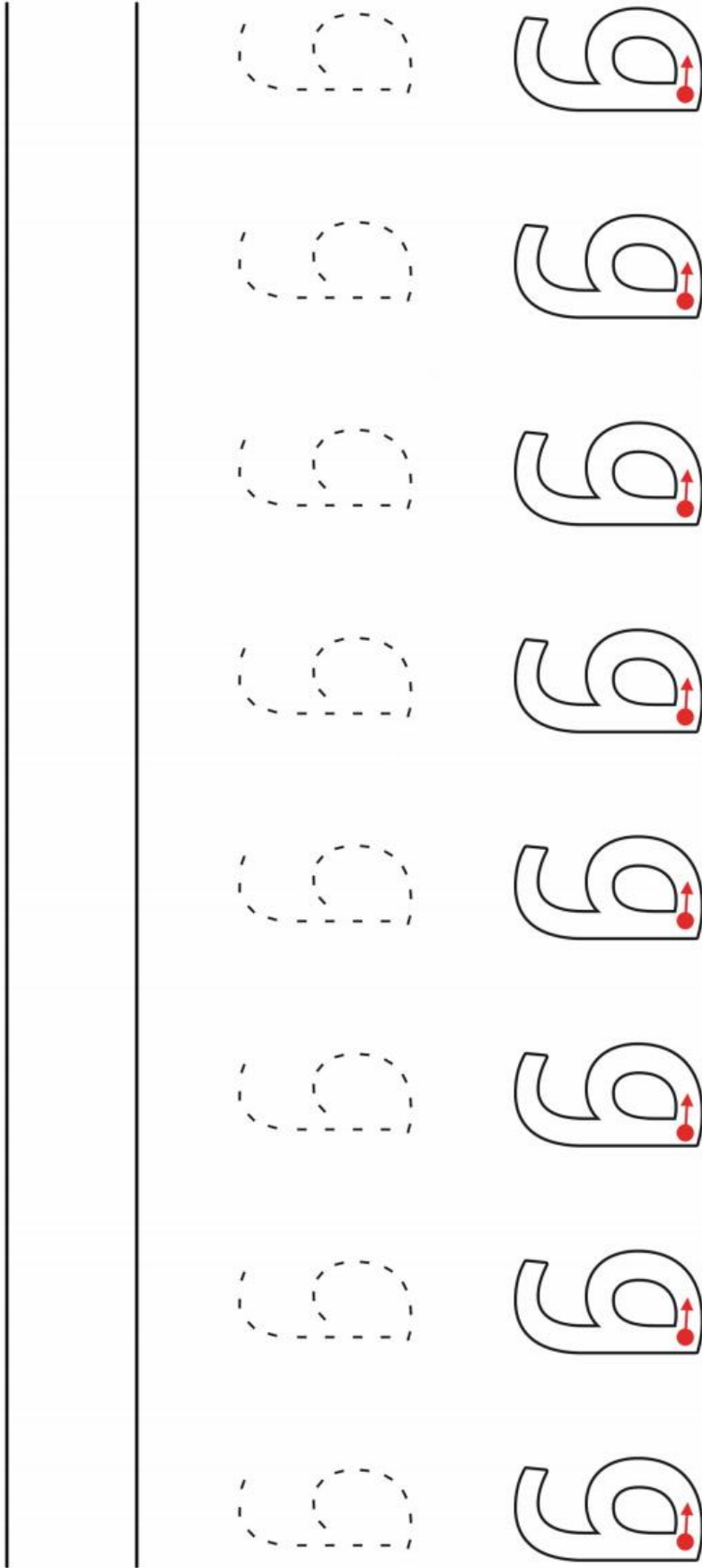


Activity: Complete /g/ worksheet on the following page.

Super challenge: Try to write today's letter independently on the line in your book.

Share your work with your teacher on Class Dojo.

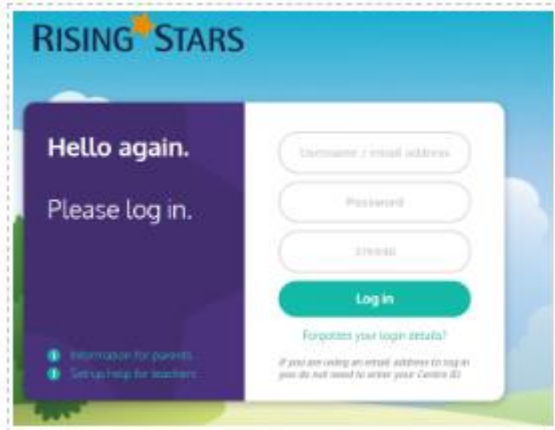




Reading 20.1.2021


Access the books available on the “Rising Stars” website or read your reading book.

<https://my.risingstars-uk.com/?uid=3945499b-4627-41c1-91f1-c405ea01910a&tids=682b1d43-fac8-44b5-9987-f73d8b37883e&cid=379448&ed=2021-01-14T13:38:11&ub=0&to=4696830&ke=85CE059DEE4CC1B043914B89D18C5F8A&sa=rIl uDpIrY7FyTRfCBfHED6CGpmfMkd&mp=1>



Comprehension 20.1.2021

Look at the illustration from the book that Miss Howes read to you on Monday closely and ask your parent to read the writing to you.



Answer the following questions verbally. The stem sentences in red may help your child to form an answer.

Retrieve

1. How many patients has Dr Amar seen this morning? **The doctor has seen _____ patients.**
2. How did Jane hurt her arm? **Jane hurt her arm when she _____ off her bike.**

Send your ideas to your teacher on Class Dojo.



Independent writing opportunity.



Maths 20.1.2021

Starter Activity

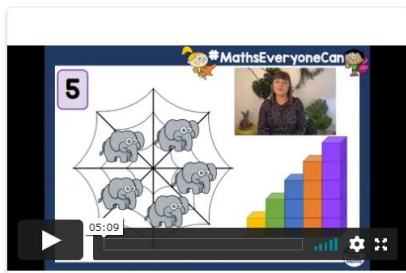
Join in with 'One Elephant Went Out To Play' by following the link or scanning the QR code below: <https://www.youtube.com/watch?v=wQf6yWEScB8>



Lesson

Watch **Session 3** on the following website or by scanning the QR code below: <https://whiterosemaths.com/homelearning/early-years/light-and-dark-week-2/>

Session 3



Activity: Complete the activity on the following page.

Super Challenge: Draw 5 elephants or circles and write the amount.


Extra Super Challenge: Draw 1 elephant or circle and write the amount. Keep adding 1 more and writing the amount until you get to ten.

Share your work with your teacher on Class Dojo.





Sing a 'one more' rhyme where you add one animal or object each time.
It would be great if you could use some props from around your house to
act out the rhyme as you sing.



Now have a go at thinking of your own 'one more' rhyme to sing.

Thematic 20.1.2021

Watch the following videos about doctors. They introduce some of the equipment that doctors use to help people and explain that there are lots of different doctors that help their patients in a variety of ways.

“I want to be a doctor-Kids dream jobs-Can you imagine that” on YouTube

<https://www.youtube.com/watch?v=JxdrEFz9Jsw>



“Doctor Check-up for kids- Types of doctors- Social studies: Kids Academy” on YouTube

<https://www.youtube.com/watch?v=bwx2Z69S0YA>



After watching the videos with your children, talk about what they have learnt? Use the word mat to ask your child what these pieces of equipment are used for? Who uses them? What are the different types of doctors? How do they help people? What are the similarities and differences between them?

Cut out the doctor's tool kit and let your child role play being a doctor. Can they show you what they have learnt through their play?

Independent writing opportunity.



Doctor's Surgery



prescription



waiting room



doctor




doctor



nurse



nurse



medicine



receptionist



stethoscope



syringe



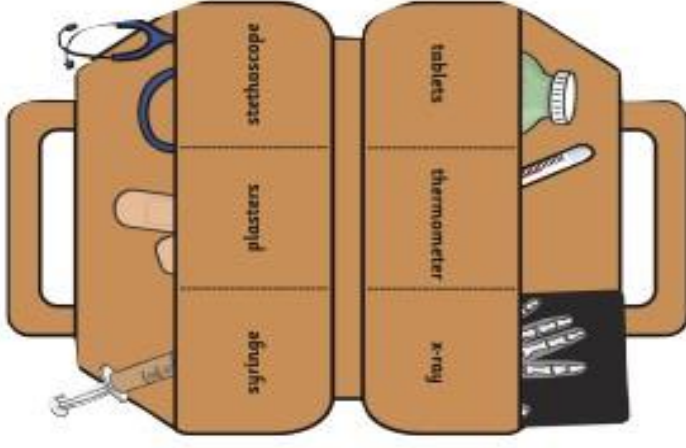
thermometer



plaster




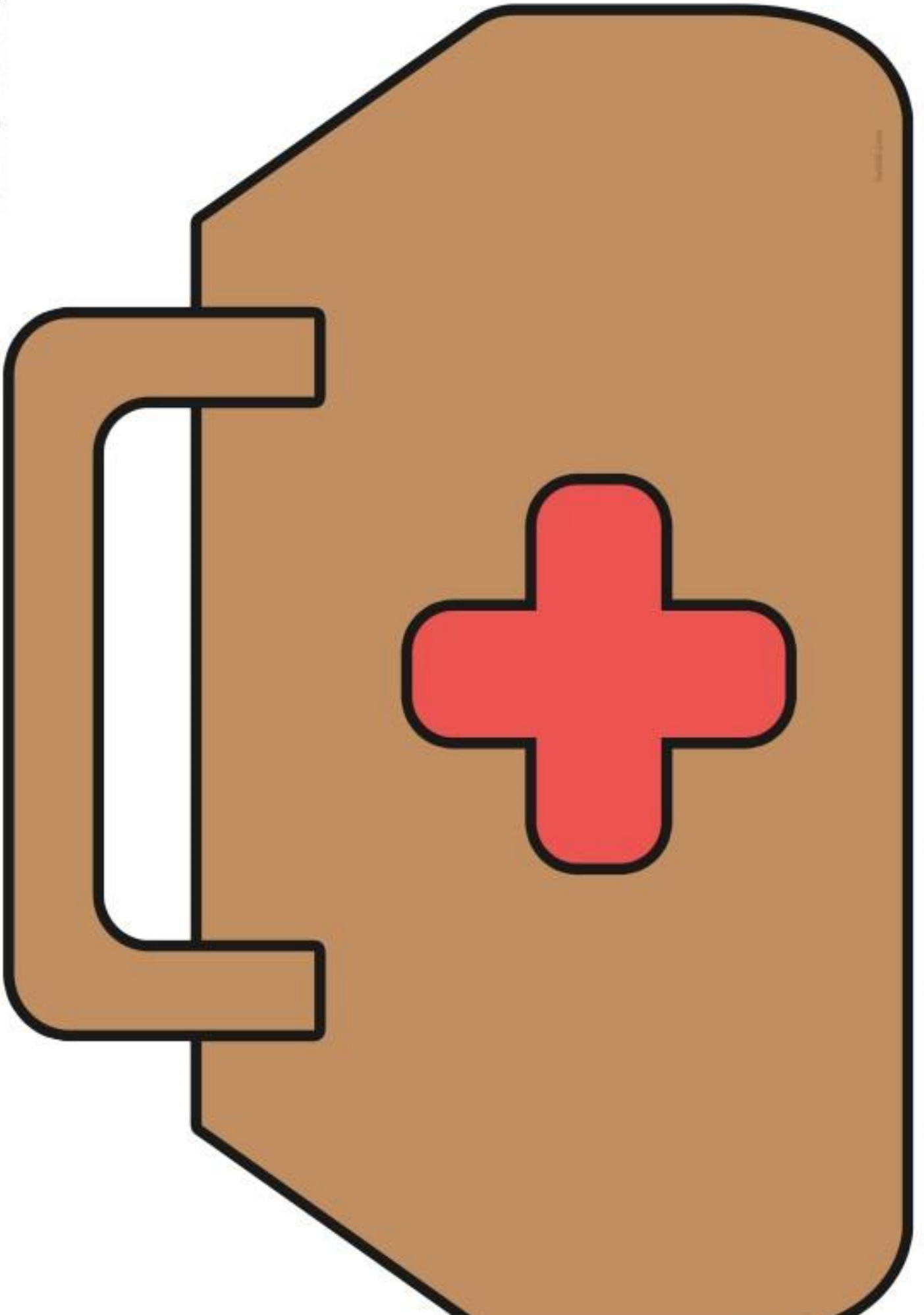
bandage

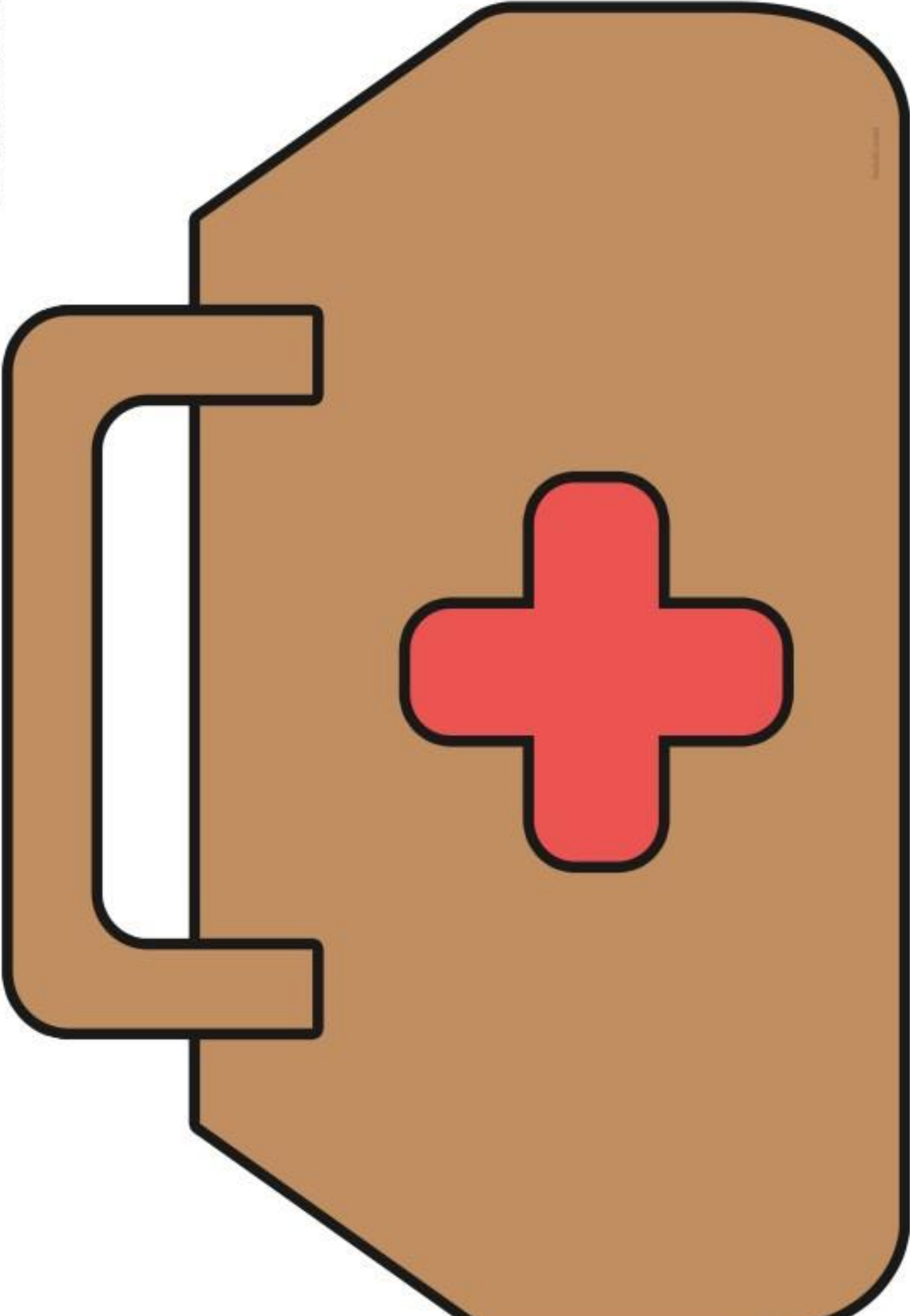


Instructions

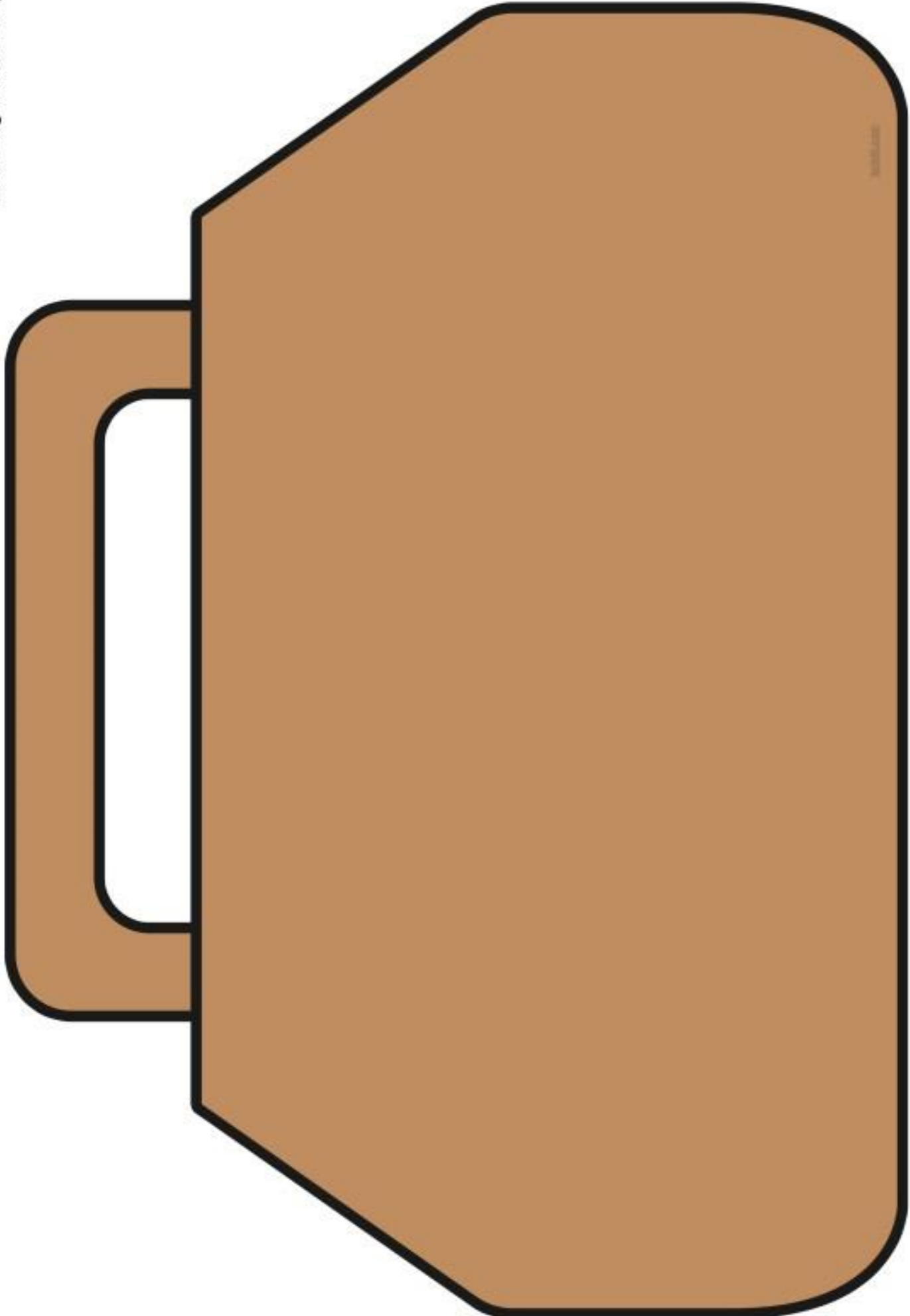
1. Cut out the pieces. You should have...
 - 2 x outside bag
 - 2 x inside bag
 - 2 x gusset pieces
 - 2 x pocket pieces
 - 6 pieces of medical equipment
2. Stick together the gusset pieces so it is brown on each side.
3. Lay the outside bag pieces face down with the bottom of the bag not quite touching and stick the gusset to in between them.
4. Lay the inside bag pieces face up on top of the bag pieces and stick down.
5. Lay the pocket pieces face down and then glue around 3 sides, make sure you don't glue the top edge! Stick it to the inside of the bag.
6. Cut out the medical equipment pieces and match them to the correct pocket!



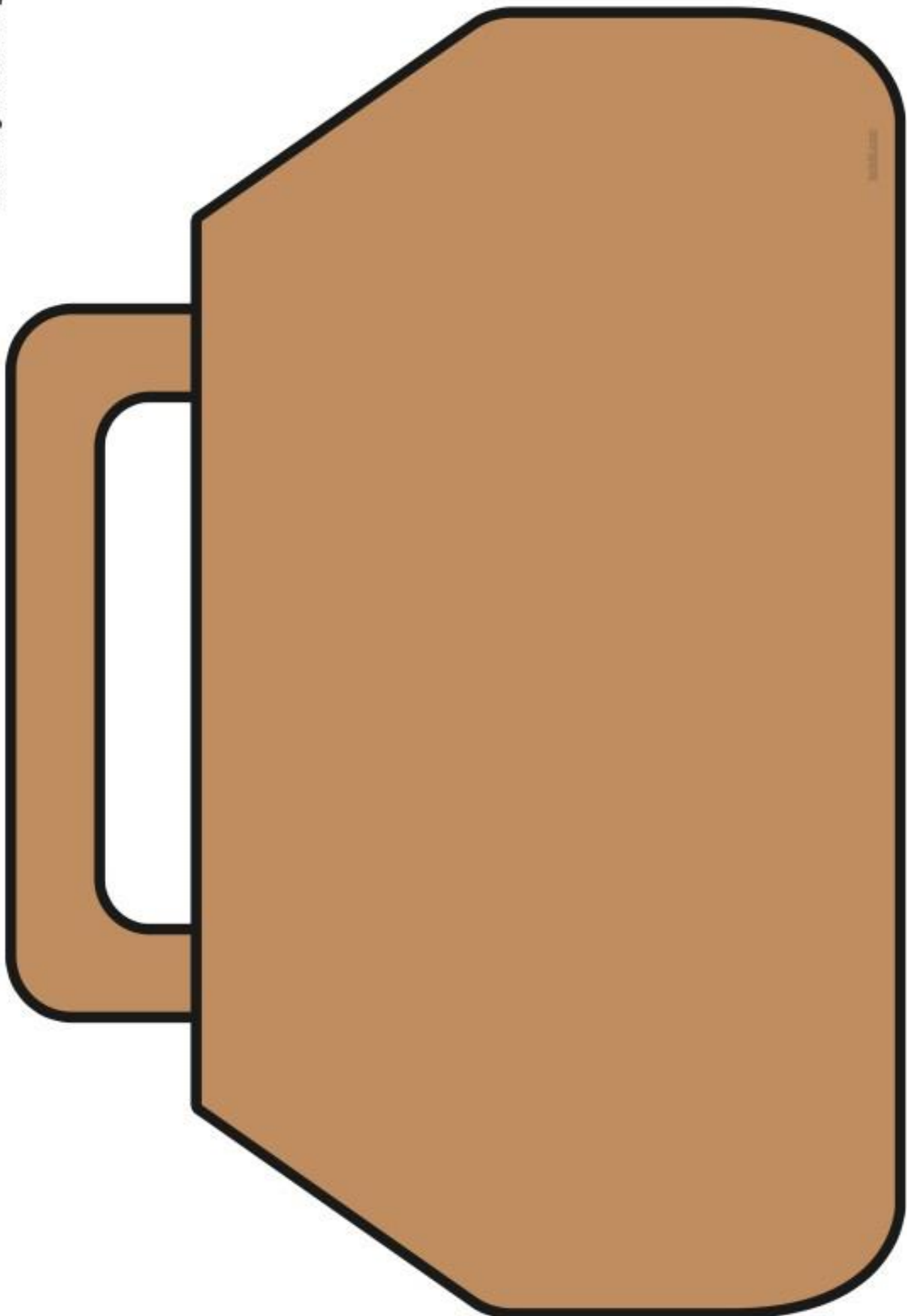




Role Play Doctor's Bag



Role Play Doctor's Bag



syringe

plasters

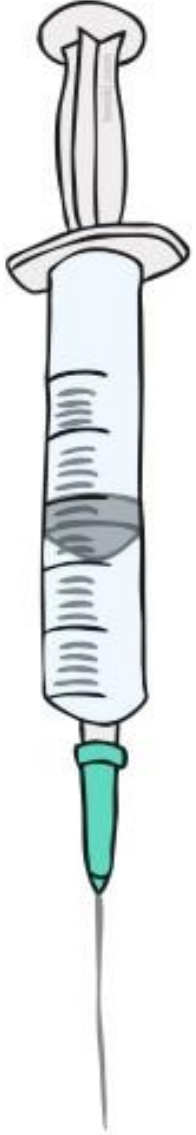
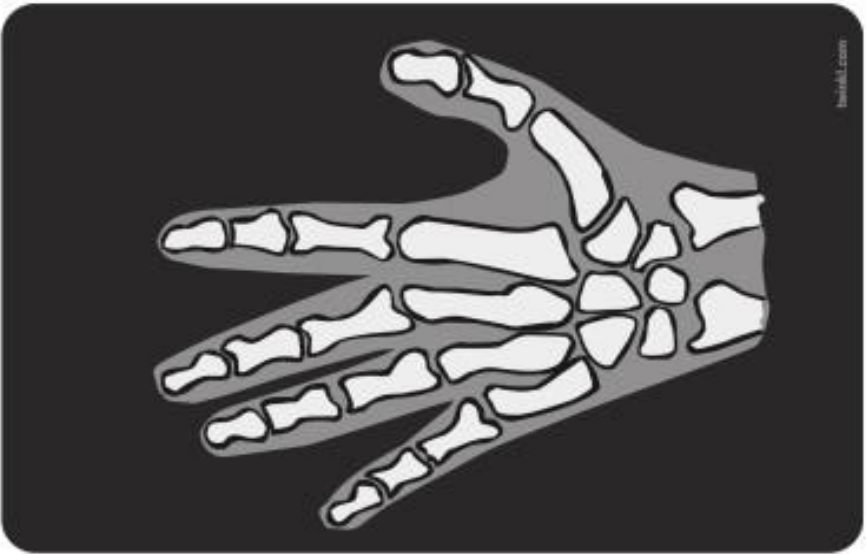


stethoscope

tablets

thermometer

x-ray

Role Play Doctor's Bag



Play challenge 20.1.2021

Make a racetrack.

You will need some tape and some cars.

Use tape to make a racetrack on your floor. What shapes can you make? Who can make the longest track? Who can race their car around the track the fastest? Can you use a timer to record how long it takes? When you want to make another track, just take off the tape and start again!



Independent writing opportunity.



Outdoor activity 20.1.2021

Make your own bow and arrow.

Find some bendy sticks and tie a piece of string to either end of the stick to make the bow. Find some straight sticks to use as arrows. Can you fire your bow and arrow outside? How far can you fire your arrow? Which arrow went the furthest?



Share your work with your teacher on Class Dojo.



Thursday 21st January

Phonics 21.1.2021

Watch “Phonics song 2” on the following link or by scanning the QR code below:

<https://www.youtube.com/watch?v=jPVbJ-IaHIw>



Phonics Song 2 (new ZED version)
YouTube 1002TV123 5 May 2012



Lesson 1

Watch Letters and Sounds Lesson 12: Learning to read /o/ by following the link or scanning the QR code below: <https://www.youtube.com/watch?v=wOGvbRAYqpU&feature=youtu.be>



Lesson 12 (part 1) - Reception



Can you find /o/ on your sound mat that you were given before Christmas?

Lesson 2

Watch Letters and Sounds Lesson 12 Part 2: Learning to Read Words by following the link or scanning the QR code below: <https://www.youtube.com/watch?v=eOizFZIxTN8&t=20s>



Lesson 12 (part 2) - Reception



Activity: If an adult sounds the following words out can you blend the sounds together?

For example – Adult: “What does c – a – t say?” Child: “Cat”.

d-o-g

p-o-p

m-o-p

p-o-t

Super Challenge: Can you read the words below and match them to the correct picture?

pot



pop



dog



Extra Super Challenge: Can you write the sounds to make the word below?



Share your work with your teacher on Class Dojo.



Literacy

Handwriting 21.1.2021

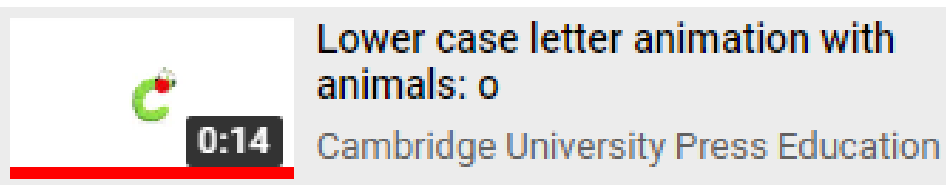
Complete the following fine motor warmup:

Pinch n Pull - With one hand pinch your thumb and index finger together making a circle. Do the same with the other hand but lock the circle together with the first hand. Pull! Try this with each finger making a circle.



Activity: Write your name.

Watch /o/ letter formation video by clicking the following link or scanning the QR code below: <https://www.youtube.com/watch?v=L-SLkPDPgkE&list=PL2HgNIO5uPKBKHkdjBGu3IYnQEibe6bd2&index=15>

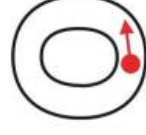
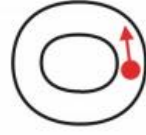
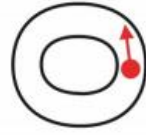


Activity: Complete /o/ worksheet on the following page.

Super challenge: Try to write today's letter independently on the line in your book.

Share your work with your teacher on Class Dojo.

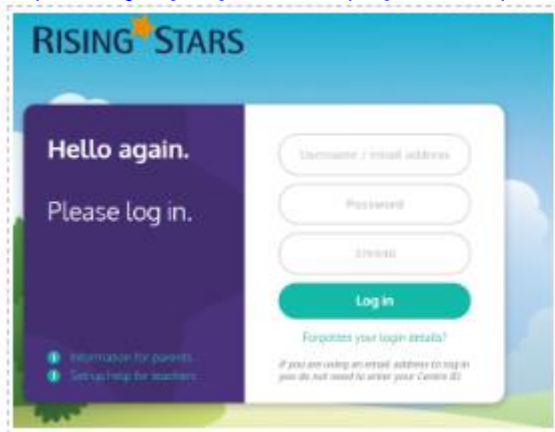




Reading 21.1.2021


Access the books available on the “Rising Stars” website or read your reading book.

<https://my.risingstars-uk.com/?uid=3945499b-4627-41c1-91f1-c405ea01910a&tids=682b1d43-fac8-44b5-9987-f73d8b37883e&cid=379448&ed=2021-01-14T13:38:11&ub=0&to=4696830&ke=85CE059DEE4CC1B043914B89D18C5F8A&sa=rIl uDpIrY7FyTRfCBfHED6CGpmfMkd&mp=1>



Comprehension 21.1.2021

Look at the illustration from the book that Miss Howes read to you on Monday closely and ask your parent to read the writing to you.



Answer the following questions verbally. The stem sentences in red may help your child to form an answer.

Interpret

1. How will Dr Amar help Jane? **The doctor will help Jane by _____ around her arm.**
2. How did Jane feel before she saw the doctor? How does she feel now? **Jane felt _____ but now she feels _____.**

Send your ideas to your teacher on Class Dojo.



Independent writing opportunity.



Maths 21.1.2021

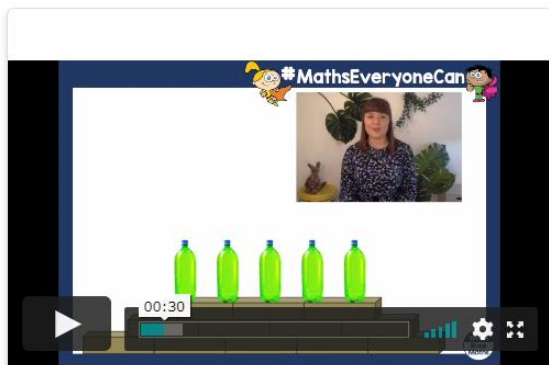
Starter Activity

Join in with 'Five Currant Buns' by following the link or scanning the QR code below:
<https://www.youtube.com/watch?v=lHbxlCqiZCo>



Lesson

Watch **Session 4** on the following website or by scanning the QR code below:
<https://whiterosemaths.com/homelearning/early-years/light-and-dark-week-2/>
Session 4



Activity: Complete the activity on the following page.

Super Challenge: Draw 5 green bottle or circles and write the amount.

Extra Super Challenge: Draw 10 green bottles and write the amount. Keep crossing one out and writing the amount until you get to 0.

Share your work with your teacher on Class Dojo.



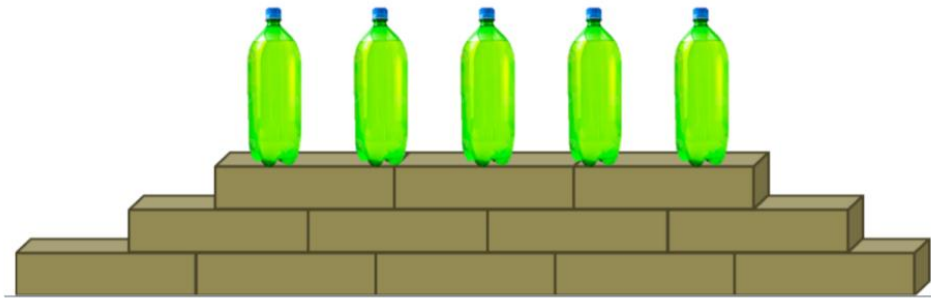


#MathsEveryoneCan



Sing a 'one less' rhyme where you take away one animal or object each time.

It would be great if you could use some props from around your house to act out the rhyme as you sing.



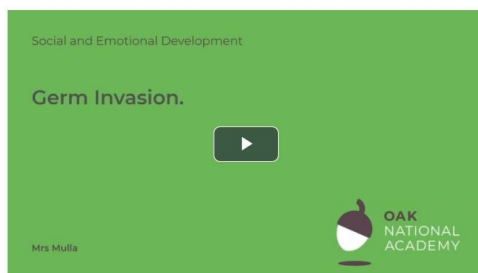
Now have a go at thinking of your own 'one less' rhyme to sing.



PSHE 21.1.2021

Squeaky clean: Lesson 6: Germ invasion on Oak Academy

<https://teachers.thenational.academy/lessons/germ-invasion-6hhkjt>



Independent writing opportunity.



Play challenge 21.1.2021

In the basket.

You will need tin foil or paper and a bin or basket.

Screw up some paper or tin foil to make balls and try throwing one into the basket or bin. Take a step back each time you throw a ball. Can you get the ball in the basket using your right hand and left hand? Can you use a ruler to measure how far you can throw your ball?



PE 21.1.2021

Join in with “8 minute kids workout with Spiderman: The Body Coach”



<https://www.youtube.com/watch?v=2X1pOYd6WAc>

Friday 22nd January

Phonics 22.1.2021

Watch “Phonics song 2” on the following link or by scanning the QR code below:

<https://www.youtube.com/watch?v=jPVbJ-IaHIw>



Lesson 1

Watch Letters and Sounds Lesson 13: Learning to read /c/ by following the link or scanning the QR code below: <https://www.youtube.com/watch?v=rjHq1EbOtPE&feature=youtu.be>



Can you find /c/ on your sound mat that you were given before Christmas?

Lesson 2

Watch Letters and Sounds Lesson 13 Part 2: Learning to Read Words by following the link or scanning the QR code below: https://www.youtube.com/watch?v=a_LqbZKkdIE



Activity: If an adult sounds the following words out can you blend the sounds together?
For example – Adult: “What does c – a – t say?” Child: “Cat”.

c-o-t

c-u-p

c-a-p

c-a-t

Super Challenge: Can you read the words below and match them to the correct picture?

cot
● ● ●



cat
● ● ●



cap
● ● ●



Extra Super Challenge: Can you write the sounds to make the word below?



Share your work with your teacher on Class Dojo.



Literacy

Handwriting 22.1.2021

Complete the following fine motor warmup:

“Fine motor development: Playdough Song: If you’re happy and you know it” <https://www.youtube.com/watch?v=DrBsNhwzgc>



Fine motor development | Playdough song | If you're happy and you know it

Early Years Emily • 235K views • 2 years ago

A fun playdough song to develop fine motor control and coordination - get your kids ready for writing!
Easy to follow playdough ...



Activity: Write your name.

Watch /c/ letter formation video by clicking the following link or scanning the QR code below:

<https://www.youtube.com/watch?v=U2hRONpqOG8&list=PL2HgNIO5uPKBKHKdjBGU3IYnQEibe6bd2&index=3>



0:11

Lower case letter animation with animals: c

Cambridge University Press Education

Activity: Complete /c/ worksheet on the following page.

Super challenge: Try to write today’s letter independently on the line in your book.

Share your work with your teacher on Class Dojo.

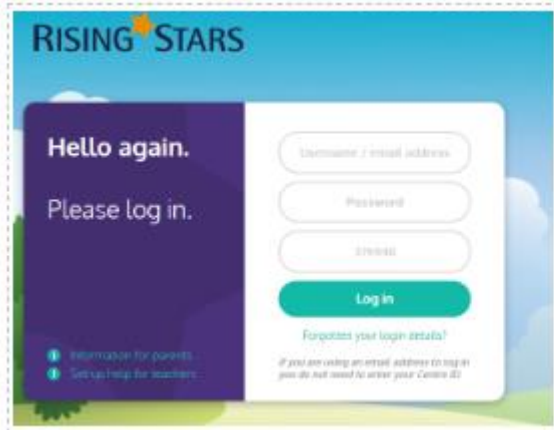




Reading 22.1.2021


Access the books available on the “Rising Stars” website or read your reading book.

<https://my.risingstars-uk.com/?uid=3945499b-4627-41c1-91f1-c405ea01910a&tids=682b1d43-fac8-44b5-9987-f73d8b37883e&cid=379448&ed=2021-01-14T13:38:11&ub=0&to=4696830&ke=85CE059DEE4CC1B043914B89D18C5F8A&sa=rIl uDpIrY7FyTRfCBfHED6CGpmfMkd&mp=1>



Comprehension 22.1.2021

Look at the illustration from the book that Miss Howes read to you on Monday closely and ask your parent to read the writing to you.



Answer the following questions verbally. The stem sentences in red may help your child to form an answer.

Choice

1. Why did the doctor use a bandage to make Jane's arm better? **The doctor used a bandage because...**
2. Why did Jane choose to see a doctor? **Jane chose to see a doctor because they make _____ feel better.**

Send your ideas to your teacher on Class Dojo.



Independent writing opportunity.



Maths 22.1.2021

At the end of today, please complete a quiz by following the link or scanning the QR code below. The children can use the ten frames and counters to help them answer some of these questions independently.

<https://forms.gle/q8Vgy7Bx7ABncq3v5>

Maths Quiz (one more and one less)

Please read the questions and answers to your child and input their answer. The children can use the ten frames and counters from their packs to help them answer some of these questions independently.

Name

Short answer text

How many counters would there be if I added one more?

●	●	●	●	●					
●									



Starter Activity

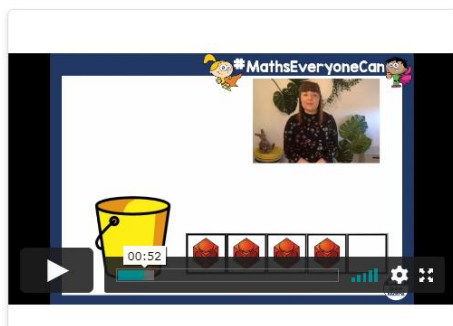
Join in with 'Five Little Monkeys Jumping on the Bed' by following the link or scanning the QR code below: <https://www.youtube.com/watch?v=Oj6AZhZFb7A>



Lesson

Watch **Session 5** on the following website or by scanning the QR code below: <https://whiterosemaths.com/homelearning/early-years/light-and-dark-week-2/>

Session 5



Activity: Complete the activity on the following page. **The resources for this activity are in your work pack that you received before Christmas.**

Super Challenge: Write down the amount each time.

Extra Super Challenge: Complete the same activity with up to ten objects.

Share your work with your teacher on Class Dojo.



#MathsEveryoneCan



One more and one less

Gather together 5 objects and either a bag or a bucket to hide them in.

Start by hiding a number of objects and then add one more or take one out.

Can you work out how many objects are hiding now?



Once you have made your prediction, count the objects to check.



Thematic 22.1.2021

Complete the quiz on what you have learnt about doctors. This will really help your child's teacher to assess their understanding and identify any gaps in their knowledge.

<https://forms.gle/MQZjeJZX3y2TDqKJ7>



Independent writing opportunity.



Play challenge 22.1.2021

Kim's game

Place five or six objects on a table, let your child look at all of the objects and then cover them with a blanket. Take one object away and then take away the blanket. Can your child identify the missing object? Can they identify two missing objects? You could extend this by asking the child to sound out the name of the missing objects or say the initial sound.



Outdoor activity 22.1.2021

Counting natural objects.

Go for a walk around your local area and pick up as many natural objects as you can (leaves, sticks, stones, pinecones, flowers). When you get home, can you count how many you collected e.g. 3 stones, 4 leaves. Can you match that amount to the correct numeral?





Independent writing opportunity.































twinkl.co.uk



The Little Red Hen



bread

bake




grains

friends



wheat

sleepy



Little Red Hen

lazy



cat

noisy



mill




flour



farm




dog



duck



The Little Red Hen



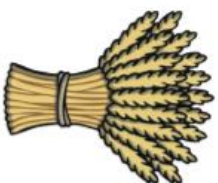
bread

bake



grains

friends



wheat

sleepy



Little Red Hen

lazy




cat

noisy



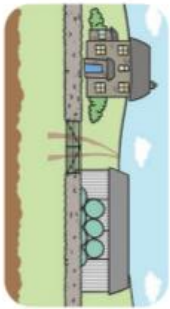
duck



mill



flour



farm



dog



A large rectangular area defined by a black border, containing four horizontal lines for writing.



A smaller rectangular area defined by a black border, containing three horizontal lines for writing.

twinkl.com



A large rectangular area defined by a black border, containing four horizontal lines for writing.



A smaller rectangular area defined by a black border, containing three horizontal lines for writing.

twinkl.com



A large rectangular area defined by a thin black border, containing four horizontal lines for writing.



A smaller rectangular area defined by a thin black border, containing two horizontal lines for writing.

twinkl.com



twinkl.com



twinkl.com

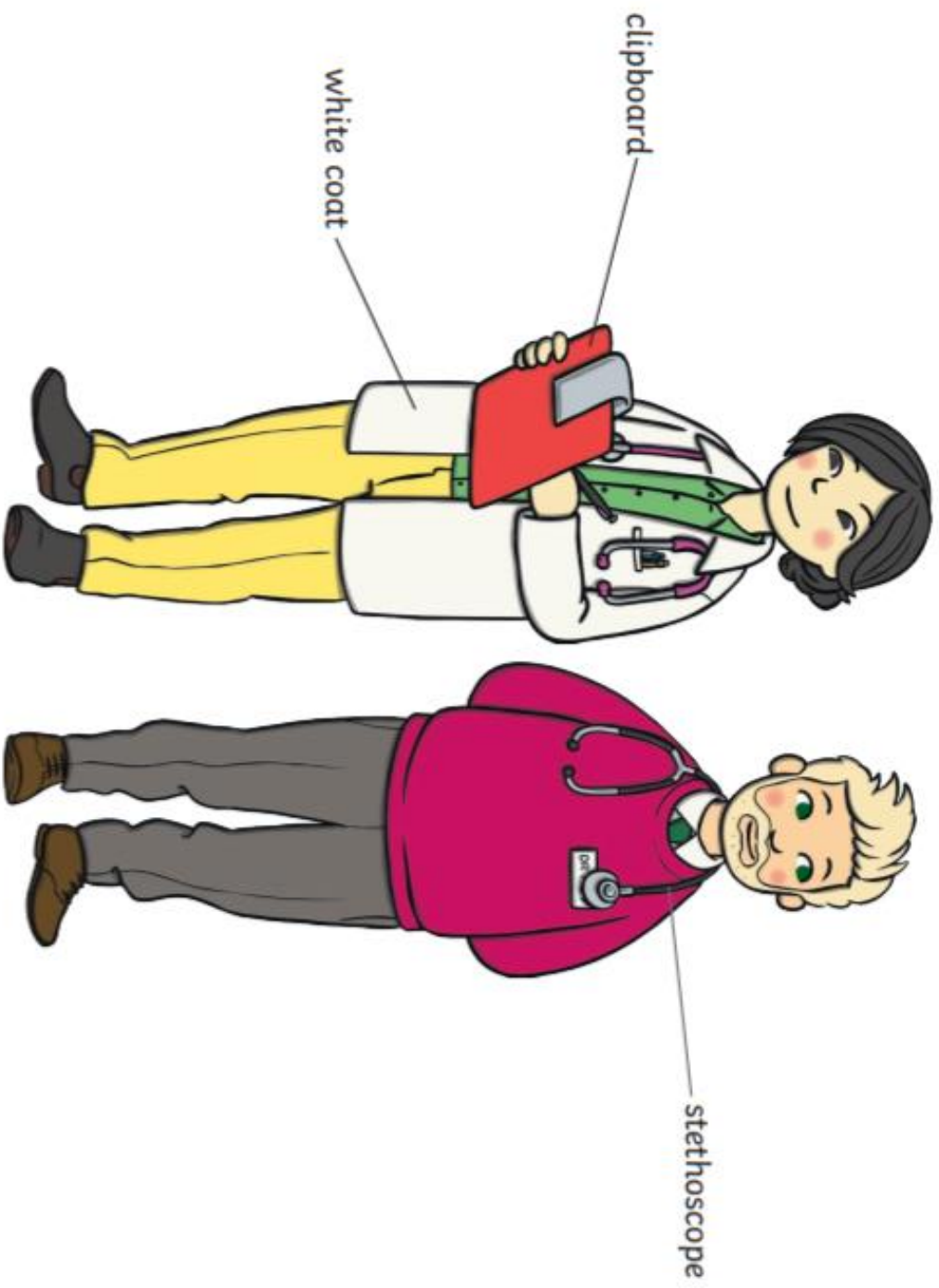


twinkl.com




twinkl.com

Doctor



Doctor



Doctor

