

GROUP 2

Home learning pack - Year One - Week 4

Week beginning Monday 25th January- Friday 29th January

Timetable for the week:

Day of week	Core	Foundation
Monday	Maths - starter, number bonds to 5 Writing - Research animals - Rabbit Phonics - phase 3 'y' Handwriting - Letter formation (a,b,c) Please read a book	Thematic - Which seas surround the UK?
Tuesday	Maths - Starter, number bonds to 10 Writing - Research animals - Polar bear Phonics - phase 3 'z' and 'zz' Handwriting - Letter formation (d,e,f) Please read a book	Music - Creating simple patterns
Wednesday	Maths - Starter, Addition using a number line Writing - Writing statements - Giraffe Phonics - phase 3 'qu' Handwriting - Letter formation (g,h,i) Please read a book	PSHE - Health is wealth
Thursday	Maths - Starter, subtraction using a number line Writing - Writing statements - Rabbit Phonics - phase 3 'qu' Handwriting - Letter formation (j,k,l) Please read a book	Science - What is a living thing?
Friday	Maths - Consolidation quiz Writing - Writing statements - Polar Bear Phonics - Common exception words Handwriting - Letter formation (m,n,o) Please read a book	PE - Real PE

This timetable is flexible. Some days will be more productive than others. We ask that you do the core subjects (phonics, writing, and maths) daily, and then balance the foundation subjects as suits you. You may find that doing all the day's work in one go works, best (remember to take a short break, though) or splitting it into morning and afternoon suits you better.

If you are unable to complete everything then do not worry. Do your best and that will be good enough.

Remember the assembly on routines - try to start at the same time every day, in a quiet place if possible. Have a clear plan for the day.



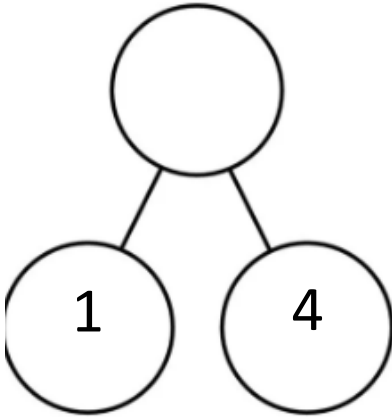
This symbol means you will have a video to watch. You will find the video posted on the class story page on dojo on the day of the lesson.

Monday 25th January

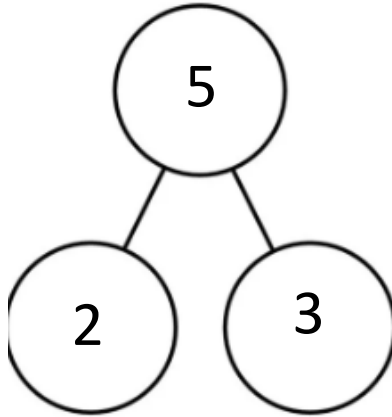
Maths starter: Fill in the missing numbers on the 100 square

1		3	4		6		8	9	10
11	12		14	15	16	17		19	

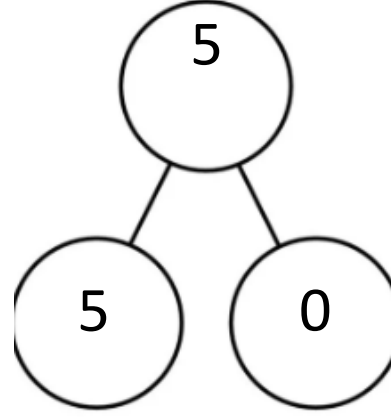
Write the number sentences to match the number bond to 5. The first one has been done for you



$1 + 4 = 5$
 $4 + 1 = \underline{\quad}$



$\underline{\quad} + \underline{\quad} = 5$
 $\underline{\quad} + \underline{\quad} = 5$

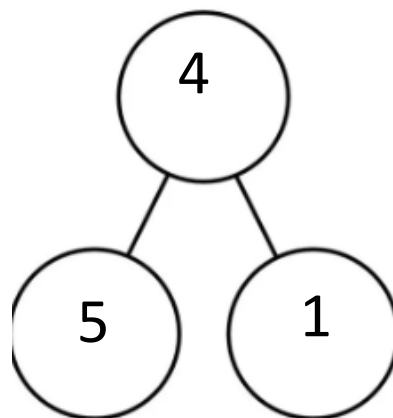


$\underline{\quad} + \underline{\quad} = \underline{\quad}$
 $\underline{\quad} + \underline{\quad} = \underline{\quad}$

Reasoning:

Jan says this part, part whole shows $4 + 1 = 5$.
 Is she correct?

Yes No



Tell your adult why.

Read through the rabbit fact file. Follow the links for further research.

You can choose to make notes

or

record your voice.



What does the animal look like?

What does the animal do?

What does it like to eat?

Where does it live?

Any other interesting facts

Example of how to take notes:

Put the name of the animal at the top

Giraffe

Appearance:

- Tallest animal
- Long neck
- Long tongue

Habitat:

- Live in savannahs

Diet:

- Eat leaves
- Herbivores
- Only drink every two days

Interesting facts:

- They run fast

What the animal looks like.

Use bullet points

What the animal eats

Where the animal lives

Short, simple notes

Do not copy out sentences

All about Rabbits

Rabbits are one of the cutest and fuzziest animals. They make great pets! Rabbits are very small mammals with short, very soft fur. They have long pointy ears, and a fluffy tail. They also have long legs that are great for hopping and jumping around, and long teeth that help them chomp on delicious vegetables! Female rabbits are called does, male rabbits are called bucks, and baby rabbits are called kittens. Rabbits like to live together in burrows underground.



<https://www.youtube.com/watch?v=qkiqTmvgdx8>

Fun Facts

- Rabbits are born without fur.
- There are many different species of rabbits.
- Rabbits only sweat from their feet.
- Rabbit teeth never stop growing.
- A rabbit's foot is seen by some people as a symbol of good luck.



<https://www.youtube.com/watch?v=0dWkMaynGkk>



Send a photo of your notes to your teacher.

Sound of the day: **y**

Watch the video:

https://www.youtube.com/watch?v=k8y4VsZIn_Y



Task 1:

Circle all the **y** sounds.

y p
h y
m y
y p
h S y

Put a circle around the things that begin with **y**.



yoga



horse



yo-yo



ice



yoghurt


Task 2: Add sound buttons to the alien words and read them out-loud



yeb	yop	yig
yip	yuf	yat

Play 'Buried Treasure' to sort the real and alien words

<https://www.phonicsplay.co.uk/resources/phase/2/buried-treasure>



Trace over the lower-case letters.

a a a a a a a a a a

b b b b b b b b b b

c c c c c c c c c c

Trace over the capital letters

A A A A A A A A

B B B B B B B B B

C C C C C C C C C

Thematic: What seas surround the UK?

Monday 25th January

Can you remember the seas that surround the UK?

Task: Label the 4 seas that surround the UK.



English Channel


Irish Sea

North Sea

Celtic Sea

Tuesday 26th January

Maths starter: count forwards to 20



Fill in the missing numbers

5	6			9		11	12		
---	---	--	--	---	--	----	----	--	--

10	11	12			15		17		
----	----	----	--	--	----	--	----	--	--

	12		14				18	19	
--	----	--	----	--	--	--	----	----	--

Write the number sentences to match the number bond to 10. The first one has been done for you.

Number Bonds to 10

Example:

$0 + 10 = 10$
 $10 + 0 = 10$

$___ + ___ = 10$
 $___ + ___ = 10$

$___ + ___ = 10$
 $___ + ___ = ___$

$___ + ___ = 10$
 $___ + ___ = ___$

$___ + ___ = ___$
 $___ + ___ = ___$

$___ + ___ = ___$

Read through the polar bear fact file. Follow the links for further research.

You can choose to make notes

or

record your voice.



What does the animal look like?

What does the animal do?

What does it like to eat?

Where does it live?

Any other interesting facts

Example of how to take notes:

Put the name of the animal at the top

What the animal looks like.

Use bullet points

What the animal eats

Giraffe

Appearance:

- Tallest animal
- Long neck
- Long tongue

Habitat:

- Live in savannahs, open woodlands or grasslands

Diet:

- They eat leaves
- They are herbivores
- Only drink every two days

Interesting facts:

- They run fast

Where the animal lives

Short, simple notes

Do not copy out sentences

<https://www.youtube.com/watch?v=1zRGzIWqce4>



Polar Bear

Polar bears have a great sense of smell and can smell seals from almost 1 km away and under 1 metre of snow.



A polar bear weighs between 175 - 650kg and measures approximately 2 - 3m.

Polar bears need to hunt earlier each year due to climate change which is melting the sea ice. This means their feeding season is shorter giving them less time in which to build up their fat reserves.

Did You Know?

A polar bear's paws prevent them from breaking through the ice and snow.



https://www.youtube.com/watch?v=N8JD_P2J24g



Send a photo of your notes to your teacher.

Sound of the day: **Z** and **ZZ**

Watch the video:

<https://www.youtube.com/watch?v=-iiU8DudAbg>




Task: Highlight/circle the 'z' and 'zz' words.


Zara at the Zoo




Zara was a fan of animals.



She went to the zoo.




A buzz went in her ear.
It was a bee.



The bee stung Zara on her neck.
It was next to her zip.



Zara was sad. A tear fell down
her cheek.



Then a zebra went past.
Zara was glad.

Trace over the lower-case letters

d d d d d d d d d d

e e e e e e e e e e

f f f f f f f f f f

Trace over the capital letters

D D D D D D D D D

E E E E E E E E E

F F F F F F F F F

Music: Creating simple patterns

Tuesday 26th January

Starter: Watch each music clip and discuss how it makes you feel.

<https://www.youtube.com/watch?v=3NycM9lYdRI&t=2330s>



<https://www.youtube.com/watch?v=WJBKQU65E4M>



Task: Click on the link or scan the QR code to access today's music lesson.



<https://classroom.thenational.academy/lessons/creating-simple-patterns-6rwk8d>


Lesson 2 

Creating simple patterns

16m video

Wednesday 27th January

Maths starter: count backwards from 20



Fill in the missing numbers

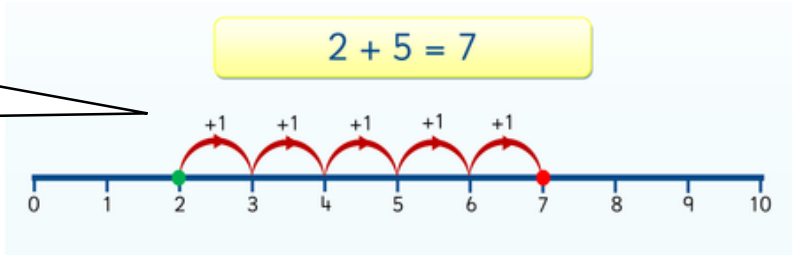
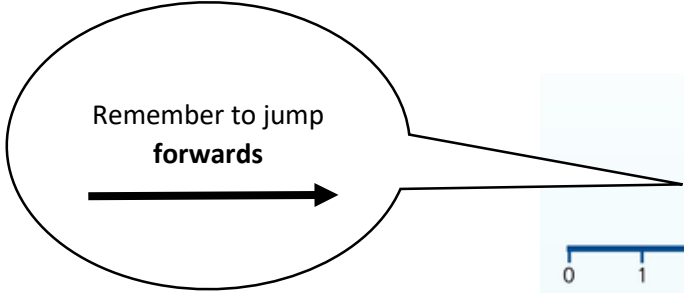
10	9	8		6		4		2	1
----	---	---	--	---	--	---	--	---	---

20	19			16			13		11
----	----	--	--	----	--	--	----	--	----

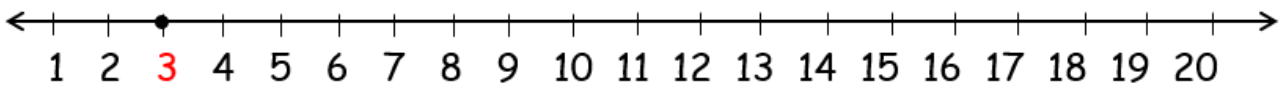
18	17	16		14		12	11	10	9
----	----	----	--	----	--	----	----	----	---



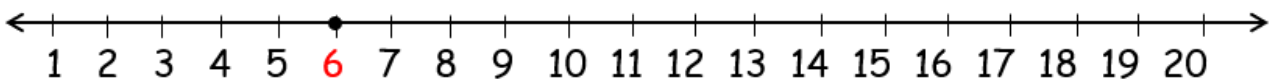
Watch the video posted on dojo on your class story today. Your teacher will explain how to correctly use a number line for addition.



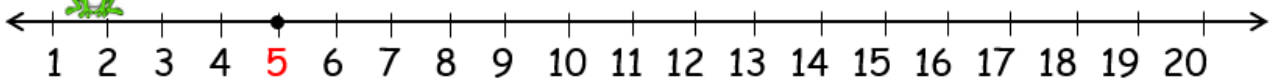
3 + 2 = _____



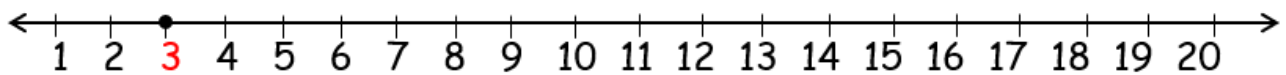
6 + 4 = _____



5 + 5 = _____



3 + 5 = _____





Watch the video posted to the class story on dojo today. This video will explain how to use your research notes to make statements about the animals.

Use the stem sentences below to help you write your sentences in your exercise book about giraffes.



Stem sentences:

I am a ...

I live in ...

I like to eat...

I have ...


I can...

Remember...

Capital letters



Finger spaces



adjectives



Full stops




Sound of the day: **qu**

Watch the video:

<https://www.youtube.com/watch?v=JpyASJYqIKs>



Task 1: Add sound buttons and read the words out loud:

Queen		quill	
quack		quiz	

Task 2: Draw lines to match the picture to the word

Queen



quack




quill




quiz



Trace over the lower-case letters



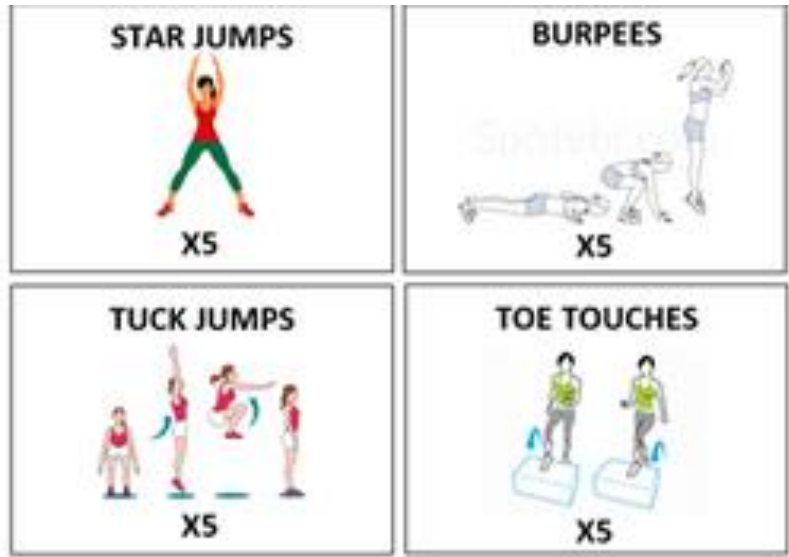

Trace over the capital letters



Today we are going to start a new set of lessons. We will be focusing on how to stay healthy.

The end goal is to choose your own exercises to help keep you active and healthy.

Below are some example exercises you might choose:



Click on the link or scan the QR code to start the lesson.

<https://classroom.thenational.academy/lessons/health-is-wealth-6rukct>

Lesson 1

Health is wealth

21m video



Thursday 28th January

Maths starter: number bonds to 10

$1 + 9 = \underline{\quad}$

0	0	0	0	0
0	0	0	0	0

$2 + 8 = \underline{\quad}$

0	0	0	0	0
0	0	0	0	0

$4 + 6 = \underline{\quad}$

0	0	0	0	0
0	0	0	0	0

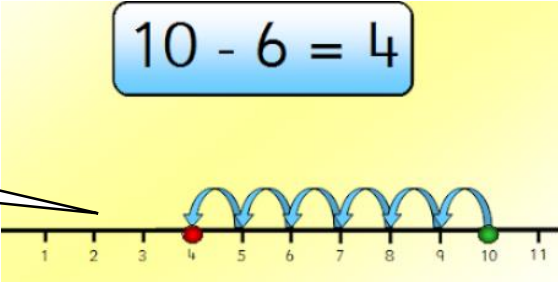
$5 + 5 = \underline{\quad}$

0	0	0	0	0
0	0	0	0	0

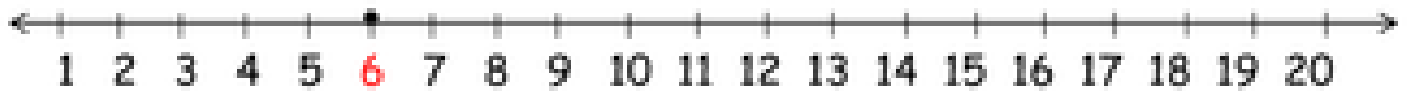


Watch the video posted on dojo on your class story today. Your teacher will explain how to correctly use a number line for subtraction.

Remember to jump backwards




$6 - 2 = \underline{\quad}$



$10 - 5 = \underline{\quad}$



$12 - 2 = \underline{\quad}$





Re-watch the video posted to the class story on dojo yesterday. This video will explain how to use your research notes to make statements about the animals.

Use the stem sentences below to help you write your sentences in your exercise book about rabbits.



Stem sentences:

I am a ...

I live in ...

I like to eat...

I have ...


I can...

Remember...

Capital letters



Finger spaces



adjectives



Full stops



Re-watch yesterday's phonics video.

Task 1: Add 'qu' to finish the word



___ill



___ack



___iz



___een

Task 2: Write the words

qu	ee	n
	ee	n



qu	i	ll
	i	ll



qu	i	z
	i	z



qu	a	ck
	a	ck



Send a photo of your work to your teacher.

Trace over the lower-case letters



Trace over the capital letters

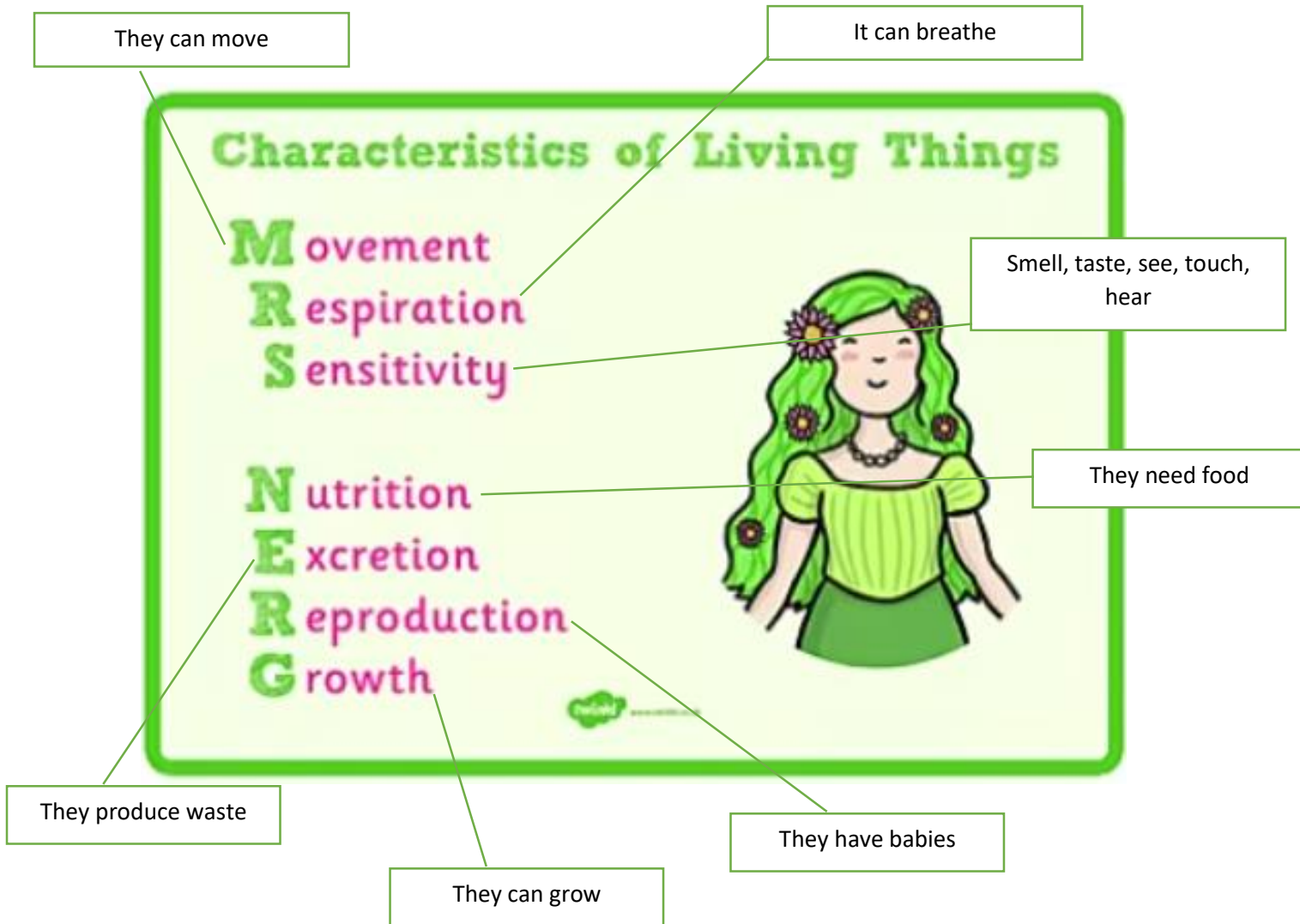


Science: What is a living thing?

Thursday 28th January

Today you will learn what a 'living thing' is.

We can use MRS GREN to help you remember what a living thing does.



Click on the link or scan the QR code to access your science lesson.

You will need your exercise book and a pencil.

<https://classroom.thenational.academy/units/the-animal-kingdom-3cfa>

Lesson 1

What is a living thing?

23m video



Friday 29th January

Maths:

Complete the maths quiz online. Please do it independently (on your own) and we will post a video addressing any misconceptions next week.



<https://forms.gle/tmMRCvQ24hHELjPV9>





Re-watch the video posted to the class story on dojo yesterday. This video will explain how to use your research notes to make statements about the animals.

Use the stem sentences below to help you write your sentences in your exercise book about polar bears.



Stem sentences:

I am a ...

I live in ...

I like to eat...

I have ...


I can...

Remember...

Capital letters



Finger spaces



adjectives



Full stops



Read these words to your child. Ask them to repeat it after you.

the

a

do

our



Beat the clock!

Ask your child to write each many times as they can in 1 minute.

word (from above) down as

Circle all the words that say 'the'

The		the		so
a		do		bin
	The		to	it
at		tin		the

Trace over the lower-case letters

m m m m m m m m m m m

n n n n n n n n n n n

o o o o o o o o o o o

Trace over the capital letters

M M M M M M M M M

N N N N N N N N N

O O O O O O O O

Use your individual username and log in that was sent to you via dojo message to log into REAL PE.

<https://real.jasmineactive.com/login/>



Username

Password

[Password reset](#)



EYFS / KS 1 Themes

1. Click on EYFS/KS1

2. Choose a theme (click on one of the icons)



3. Follow the monkey's finger to click on the icon.

4. Click on the numbers in order, listen and follow the instructions.

