

GROUP 1

Home learning pack - Year One - Week 3

Week beginning Monday 18^h January- Friday 22nd January

Timetable for the week:

Day of week	Core	Foundation	Reading
Monday	Maths - Arithmetic starter, addition Writing - Days of the week Phonics - 'ng' and 'ea' graphemes Handwriting - Pencil control	Thematic - Countries and Capital Cities of the UK.	Read a book everyday
Tuesday	Maths - Arithmetic Starter, addition Writing - Days of the week Phonics - Read 'ng' and 'ea' words (word level) Handwriting - Pencil control	Music - Understanding pulse	Read a book everyday
Wednesday	Maths - Arithmetic Starter, subtraction Writing - Animal riddles - can you guess the animal? Phonics - Read 'ng' and 'ea' words (sentence level) Handwriting - Pencil control	PSHE - Feelings	Read a book everyday
Thursday	Maths - Arithmetic Starter, subtraction Writing - Use adjectives to describe an animal Phonics - Write 'ng' and 'ea' words Handwriting - Pencil control	Science - Materials	Read a book everyday
Friday	Maths - Consolidation quiz Writing - Research animals - Giraffe Phonics - Common exception words Handwriting - Pencil control	PE - Andy's wild workouts	Read a book everyday

This timetable is flexible. Some days will be more productive than others. We ask that you do the core subjects (phonics, writing, and maths) daily, and then balance the foundation subjects as suits you. You may find that doing all the day's work in one go works, best (remember to take a short break, though) or splitting it into morning and afternoon suits you better.

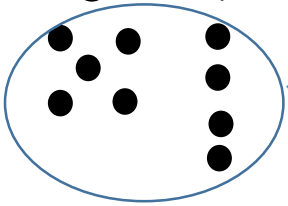
If you are unable to complete everything then do not worry. Do your best and that will be good enough.

Remember the assembly on routines - try to start at the same time every day, in a quiet place if possible. Have a clear plan for the day.

Maths - Arithmetic starter (Addition):

Draw counters under each number to help you. The first one has been done for you.

$$5 + 4 = 9$$



Add them altogether to get your answer.

$$3 + 2 = \underline{\quad}$$

$$1 + 6 = \underline{\quad}$$

$$7 + 2 = \underline{\quad}$$

Watch the lesson 'Addition - adding together'.

<https://whiterosemaths.com/homelearning/year-1/week-7-number-addition-subtraction/>

Addition - adding together



Pause the video to try and answer the questions. Then, use the worksheets below when it tells you to.



I Complete the sentences.

a)



There are white bears.

There are brown bears.

There are bears altogether.

b)

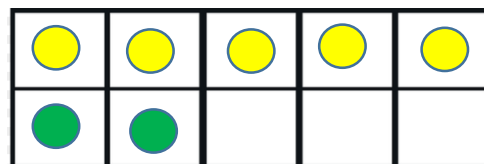


There are horses.

There are sheep.

There are animals altogether.

2 Draw counters on a ten frame to show the objects.



a) There are 5 yellow sweets and 2 green sweets.
How many sweets are there altogether?


Don't forget to write the number sentence!

$$5 + 2 = 7$$

b) There is one blue car and eight red cars.
How many cars are there altogether?



c) Tom has three apples and seven pears.
How many pieces of fruit does Tom have altogether?



3 a) Sam has 2 sweets.
Ann has 6 sweets.
How many sweets do they have altogether?



b) Ron has 2 dogs and 3 cats.
How many pets does he have altogether?




Remember to share your work with your class teacher so they can support you.

Task 1: Watch the video clip to practice the days of the week.


<https://www.youtube.com/watch?v=mXMofxtDPUQ>



Task 2: Practice writing the days of the week.

 Look and say

 Look, say and write

 Cover and write

Monday

Tuesday

Wednesday

Thursday

Friday

Saturday

Sunday

Remember we use capital letters when we write the days of the week


Watch the video to review the 'ng' grapheme:

<https://www.youtube.com/watch?v=Nrjb0rIer5M>





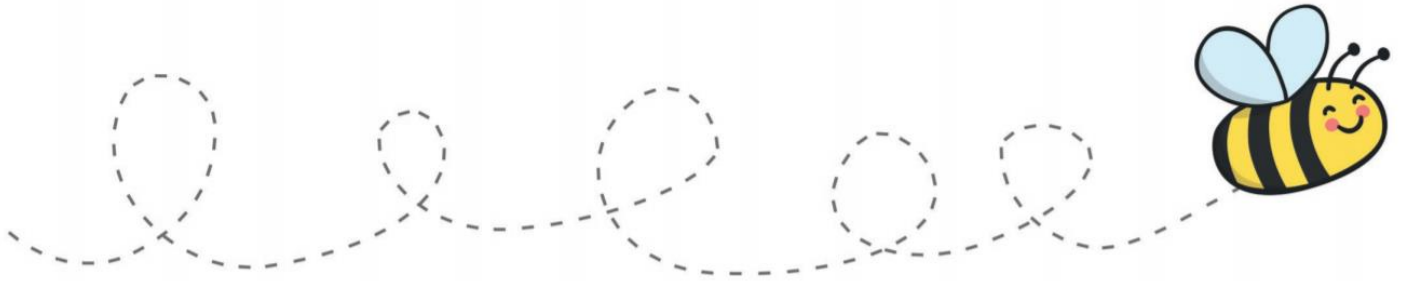
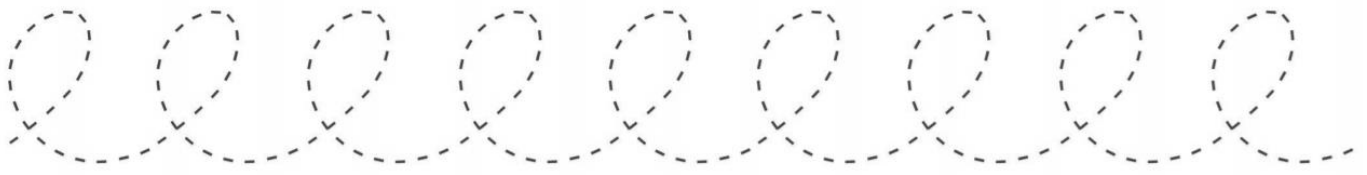
We are now going to start learning our new sound of the week 'ea' as in meat.

<https://www.youtube.com/watch?v=U5KZNjV37Mo>



Write down the words you hear or see in the video with the 'ea' sound.

Trace over the patterns with a pencil.




Review:

What are the countries of the UK?



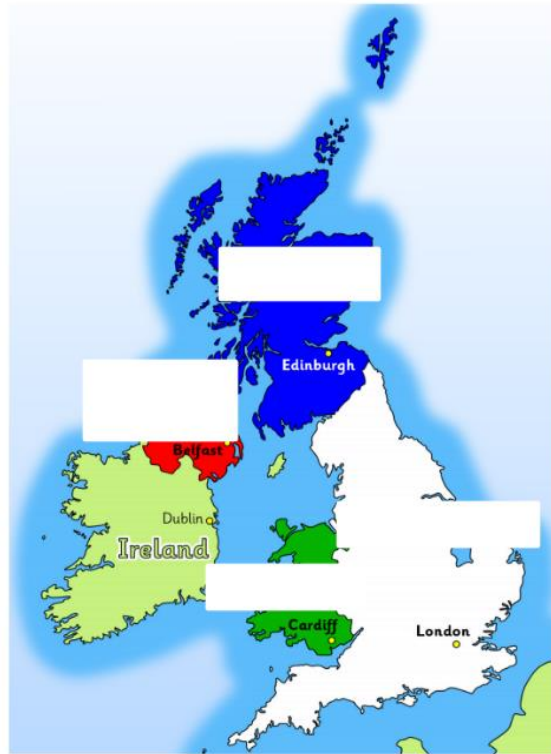
next to



above



below



England

Scotland

Wales

Northern Ireland

Using the **prepositional language** can you tell /point out to an adult where each country is located?

Task 1:

Revisit the learning clip from last week- <https://www.bbc.co.uk/bitesize/topics/zyhp34j/articles/z4v3jhw>



Task 2: What is a city?

A place in which people live and work that is larger than a town.

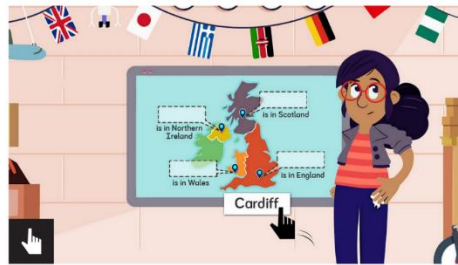
We live in the city of Birmingham.

There are many cities in the UK.



What are the four capital cities of the UK?

Scroll down on the website <https://www.bbc.co.uk/bitesize/topics/zyhp34j/articles/z4v3jhw> and fill in the blanks.



True or False?

Belfast is the capital city of Wales.

TRUE
 FALSE

True or False?

Birmingham is the capital city of England.

TRUE
 FALSE

True or False?

Cardiff is the capital city of Wales.

TRUE
 FALSE

Tuesday 19th January

Tuesday 19th January

Maths – Starter (Number bonds to 5). Use the tens frame to help you.


$1 + \underline{\quad} = 5$



$3 + \underline{\quad} = 5$



$\underline{\quad} + 5 = 5$



$5 = 2 + \underline{\quad}$



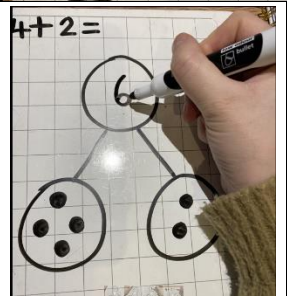



Maths: addition


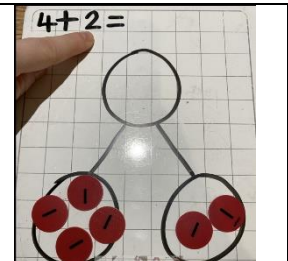
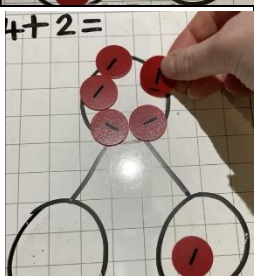


Tuesday 19th January

We are going to practice our adding skills today. You can choose to use counters/objects, a part, part whole model or a tens frame to help you answer the questions on page 13 below.

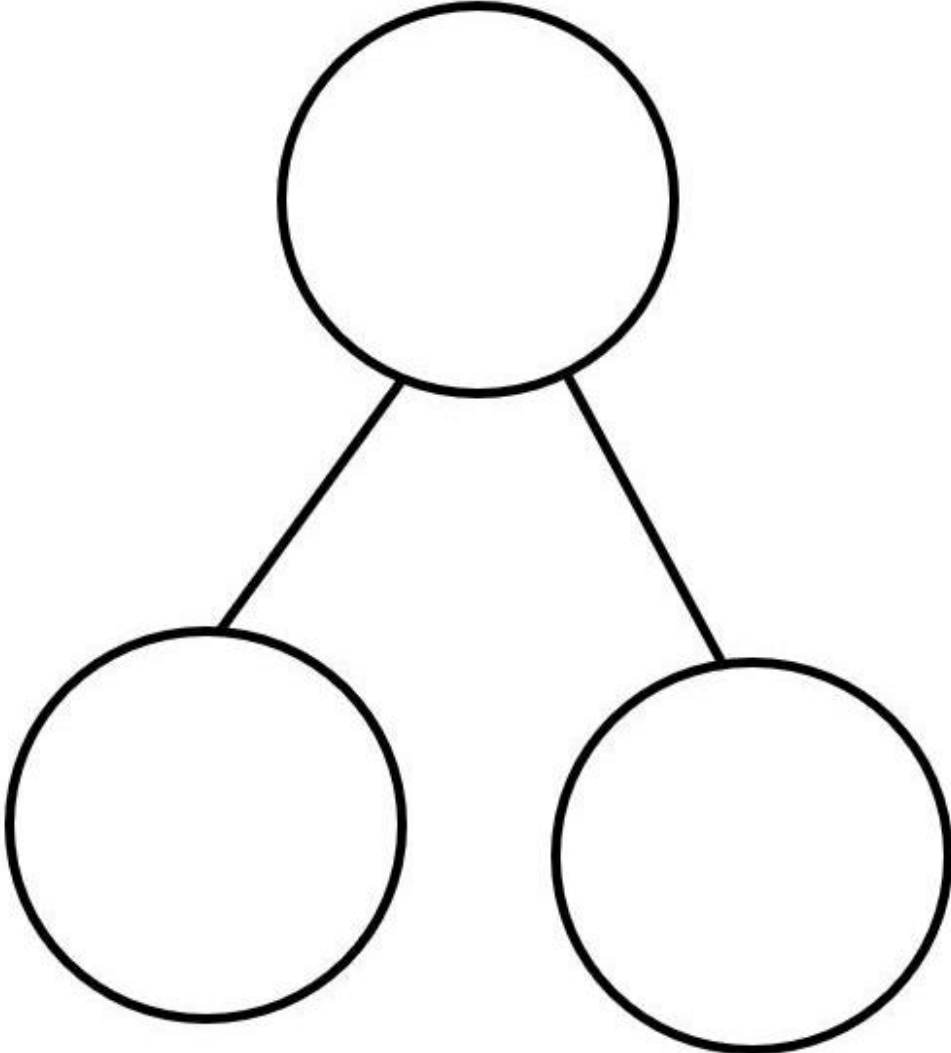
Example 1 (pictorial method – drawing counters)

1. Draw 4 counters in a part		2. Draw 2 counters in the other part	
3. Add the counters altogether and put the answer in the whole		4. Don't forget to complete your number sentence	

Example 2 (concrete method – using counters)

1. Put 4 counters in a part		2. Put 2 counters in the other part	
3. Move the counters into the whole		4. Add the counters altogether	
5. Write the total			

Part, part whole model:



Tens frame:

Please use the resources above to help you and write these number sentences in your exercise books.

Please ensure if you are using squared paper, you put a number in each square.

Remember you can also draw counters under the numbers and then add them all together to find your answer.

1. $8 + 5 =$

5. $10 + 3 =$

2. $3 + 4 =$

6. $9 + 2 =$

3. $5 + 4 =$

7. $7 + 6 =$

4. $2 + 8 =$

8. $6 + 5 =$

Writing: Days of the week

Tuesday 19th January

Task 1: Re-watch the video clip from yesterday to practice the days of the week.

<https://www.youtube.com/watch?v=mXMofxtDPUQ>



Task 2: Fill in the boxes with the correct day of the week.

Today is Monday.	
What day is tomorrow?	<input type="text"/>
What day was yesterday?	<input type="text"/>
Today is Thursday.	
What day is tomorrow?	<input type="text"/>
What day was yesterday?	<input type="text"/>
Today is Tuesday.	
What day is tomorrow?	<input type="text"/>
What day was yesterday?	<input type="text"/>
Today is Wednesday.	
What day is tomorrow?	<input type="text"/>
What day was yesterday?	<input type="text"/>
Today is Friday.	
What day is tomorrow?	<input type="text"/>
What day was yesterday?	<input type="text"/>



Re-watch the 'ng' phonics video from yesterday.

Task 1: Add the sound buttons and bars to the words below and read them out loud.

ring	sing	sting	wing	King
------	------	-------	------	------

Watch Geraldine the Giraffe


<https://www.youtube.com/watch?v=L6F4KRdhqak>



Task 2: Add the sound buttons and bars to the words below and read them out loud.

meat	seat	cheat
tea	steam	beach

Trace over the patterns with a pencil.



Task 1: Listen to the song –

<https://drive.google.com/file/d/1jMUQNNNEQcYcTiXF0hpz0Sa-RM9AmIv0/view>

What did you like about the song?



Task 2: Complete lesson 1

<https://classroom.thenational.academy/units/pulse-769c>

Lesson 1



Understanding pulse

16m video



Wednesday 20th January 2021

Maths – starter (Number bonds to 10). Use the tens frame to help you.

$1 + \underline{\quad} = 10$




$4 + \underline{\quad} = 10$



$2 + 8 = \underline{\quad}$



$10 = 5 + \underline{\quad}$



$10 = 7 + \underline{\quad}$



$\underline{\quad} + 10 = 10$



<https://whiterosemaths.com/homelearning/year-1/week-8-number-addition-subtraction/>

Subtraction - taking away - crossing out



Pause the video to try and answer the questions. Then, use the worksheets below when it tells you to.



- 1 There are 9 birds in a tree. 4 fly away.



Complete the sentences.

First there were birds in the tree.

Then of the birds flew away.

Now there are birds left in the tree.

- 2 There are 7 cookies on a plate.
6 of the cookies are eaten.
Complete the sentences.



First there were cookies.

Then cookies were eaten.

Now there is cookie.

What is a riddle?



A short poem that works like a puzzle. It includes different types of sentences:

<https://www.bbc.co.uk/bitesize/topics/zrqqtftr/articles/z2xdng8>

<https://www.bbc.co.uk/bitesize/topics/zbkcvk7/articles/z97r2nb>

Questions

Questions are sentences that ask you something. They usually end with a question mark.



What did you have for dinner?



twinkl

Statements

Statements are sentences which tell you something. They usually end with a full stop.

Rainbows have 7 colours. They are beautiful to look at.



twinkl



Task 1:

Read the animal riddles on the next page. Can you guess what animal it is? Write your answer in the box underneath. When you finish, go to **page 23** to see if you were correct. Tick your answers.

1.

I only come out at night.

I hang upside down to give you a
fright.

If you come too close, you
might get a vampire bite!

What am I?

2.

My body is long and round.

In the jungle I am found.

When I move I make no sound.

As I slither on the ground.

What am I?

3.

I have 4 legs.

I'm covered in fur.

If you stroke me, then I might
purr!

What am I?

4.

My beautiful mane reaches
right round my head.

Can you guess who I am yet?

I'm the king of the jungle and
I want to be fed!

What am I?

5.

I have big ears and no fingers
or toes.

What am I?

I have tusks on my face and a
trunk for my nose.

6.

I make webs with my body
and have 8 hairy legs.

Do you know what I am yet?

I eat bugs and have babies
that hatch from small eggs.

Animal riddle answers

1. A bat
2. A snake
3. A cat
4. A lion
5. An elephant
6. A spider

Task 2: Can you identify a question sentence and a statement sentence?

Tick the question sentence:

Where are you going?

What a sunny day!

Tick the statement sentence:

It is hot in my room.

How are you?

Remember:

A question sentence always ends with a **?**

A statement sentence always ends with a **.**

Task 1: Underline or highlight the 'ng' word.

Ling Lost Her Ring

Story by Andrew Frinkle



Ling lost her ring.

Her ring was her favorite thing!

The ring was a gift from the king.

She was going to find the ring.

Task 2: Match the sentence to the picture.

The meat is cold.

I can see the steam
from the pot.



My Dad took me to
the beach.

My sister likes to cheat
when we play chess.

I drink tea out of my
red cup.



Trace over the patterns with a pencil.



Within these unfamiliar times it is extremely important to make sure that we are looking after our own mental health and emotional wellbeing as well as those around us. These sessions and activities will help you to understand different feelings and how to support your own and others' mental health.

We all have feelings:

What's our starting point?

Meet Maz. Maz is an alien.

Maz is visiting earth to discover more about humans. Today Maz wants to learn all about **feelings**.

If you were telling Maz all about feelings, what would you say and talk about?



Task:

Read the words from the feelings vocabulary cards (**Resource 1 below**) choose some of the words to think about.

- Where in his body might Maz experience this feeling?
- What might happen to his face?
- What might happen to his body?

Look in a mirror and act out the feeling as if you are showing Maz.

(Resource 1)

I am feeling...



joyful happy
delighted cheerful
content

I am feeling...




angry annoyed
cross irritated
frustrated

I am feeling...



sad upset
unhappy lonely
worried

I am feeling...



unmotivated poorly
disgusted unimpressed

I am feeling...



scared fearful
confused shy
afraid

What are they feeling?



Help the characters identify their feelings. There are 5 stories to read.

1. Read Mia's story.

What different feelings might she be experiencing?

Mia's dad works in another country. Tonight she will get to video call her dad for the first time in ages.

- Her tummy is tingling
- She can't keep still and jumps around a lot
- Her voice is very loud



Feeling:

What are they feeling?



2. Read Amir's story.

What different feelings might he be experiencing?

Amir has heard that his best friend might be moving to a new school.

- His tummy aches
- He keeps crying
- He wants to be left alone



Feeling:

How do you feel about...



rain



fireworks



dogs and cats



the dark



roller-coasters



parties



falling out with a friend




spiders



Who or what could help you with your feelings?

Maths – Starter (Find 1 less)

Use your fingers to help you find one less. Remember we are subtracting 1, so we need to put 1 finger down each time.



$$5 - 1 = \underline{\quad}$$

$$10 - 1 = \underline{\quad}$$

$$8 - 1 = \underline{\quad}$$

$$1 - 1 = \underline{\quad}$$

$$6 - 1 = \underline{\quad}$$

<https://whiterosemaths.com/homelearning/year-1/week-8-number-addition-subtraction/>



Subtraction - taking away - using the symbol



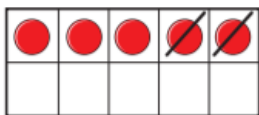
Pause the video to try and answer the questions. Then, use the worksheets below when it tells you to.



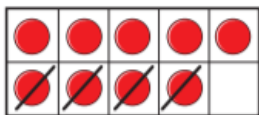
Examples of showing subtraction on a tens frame:



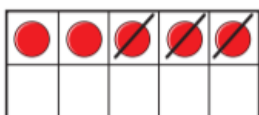
1 Match the counters to the number sentences.



$$9 - 4 = 5$$



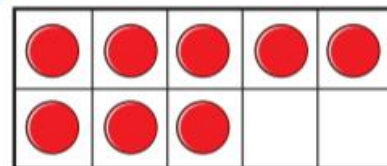
$$5 - 3 = 2$$



$$5 - 2 = 3$$

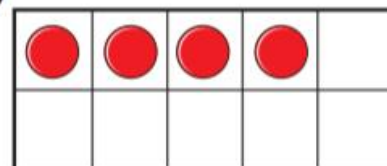
2 Cross out the counters to show the subtraction.

a)



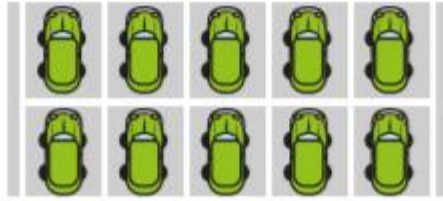
$$8 - 2 = 6$$

b)



$$4 - 4 = 0$$

- 3 There are 10 cars in a car park.



4 cars leave.

How many cars are left in the car park?

- 4 Ann and Tom have 9 strawberries in total.



Ann eats 2 strawberries and Tom eats 1 strawberry.

How many strawberries do they have left?

- 5 Complete the subtractions.

a) $4 - 3 = \square$

c) $5 - 3 = \square$

b) $\square = 7 - 4$

d) $\square = 6 - 1$



Send a photo of your work to your teacher on dojo!

Writing: Review adjectives.

Thursday 21st January

What is an adjective?

Click on the link or scan the QR code to watch the video clip. Then scroll down the page to and complete 'highlight the adjectives' and 'adjectives quiz'.

<https://www.bbc.co.uk/bitesize/topics/zrqqtfr/articles/zy2r6yc>



Adjectives			
color	size	texture	shape
·black	·small	·smooth	·square
·white	·tiny	·hard	·round
·pink	·medium	·fluffy	·oval
·yellow	·large	·soft	·curved
·brown	·huge	·rough	·straight
·purple	·gigantic	·sticky	·wide
·orange	·big	·bumpy	·narrow
·red	·short	·slippery	·crooked
·green	·tall	·fuzzy	·flat

Task 1: Can you spot the **adjectives** in these animal riddles? Circle them.

I live in a wild jungle.

I have bright, rainbow coloured feathers and I like to perch on a long, brown branch.

Can you guess what I am?

My fur is soft and golden.

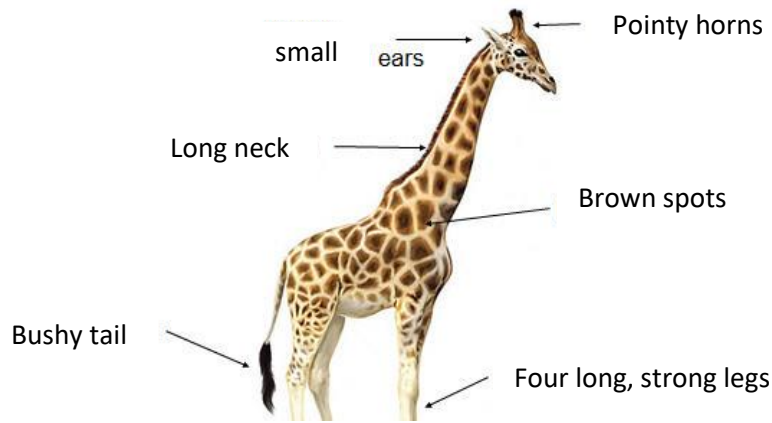
I like to eat delicious meat.

Have you guessed yet?

I live in the sweltering Sahara Desert.


What am I?

Task 2: Look at the example below. I have used adjectives to describe what the Giraffe looks like.



Now, it's your turn. Use adjectives to describe what the rabbit and polar bear looks like. Use the word bank below to help you think of adjectives.

furry	big	giant	gigantic
	small	tiny	cute
fluffy		brown	beautiful
	majestic	large	white
adorable		sweet	mean
scary	sharp	long	short



Send a photo of your work.

Task 1: Fill in the missing words.

The bat has a _____.

I can _____ songs.

The _____ has a crown.

My hair is _____.

sing

King

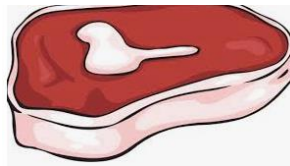
long

wing

Task 2: Write the 'ea' words in your book to match the picture.



1.



3.



2.



4.



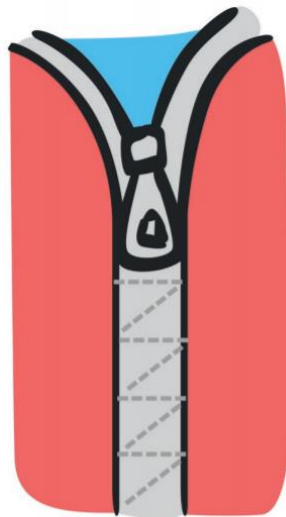

5.

Super challenge: Write a sentence for each word.



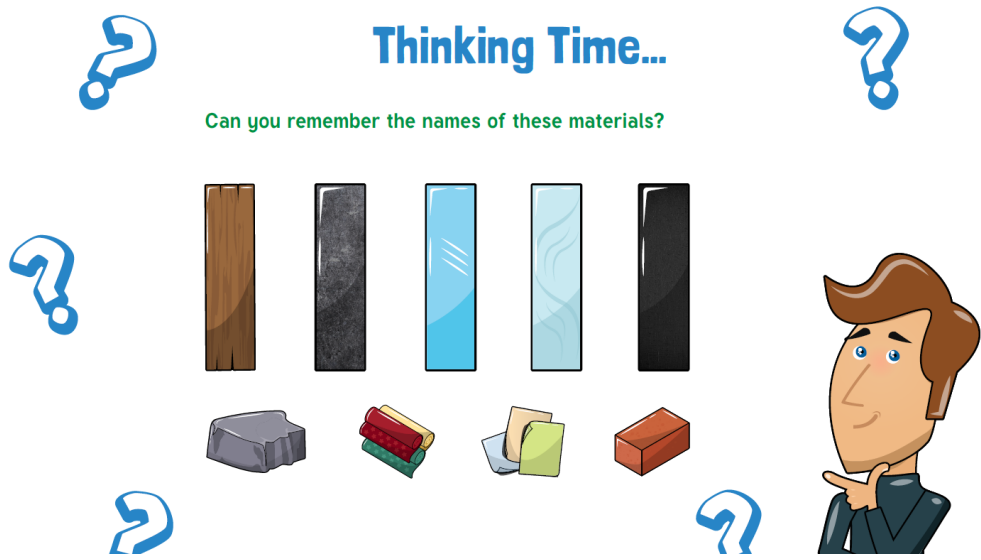
Send a photo of your work to your teacher! Don't forget we want to see capital letters, finger spaces and full stops when you send us sentences.

Trace the patterns with a pencil.



Thinking Time...

Can you remember the names of these materials?



The image shows a variety of materials arranged in two rows. The top row contains five vertical bars: a wooden plank, a dark grey metal bar, a blue glass bar, a light blue translucent bar, and a black plastic bar. The bottom row contains four objects: a grey rock, a stack of colorful paper, a stack of papers, and a red brick. To the right of these materials is a cartoon man with brown hair, a beard, and a blue shirt, looking thoughtful with his hand on his chin. Several blue question marks are scattered around the materials.

Today, you will investigate which materials will be the most suitable to make an umbrella out of.


What is an umbrella made of?

- It needs to keep you dry.
- It can't be too heavy.
- It needs to be quite strong.



Question Time

Why do we not want a heavy umbrella?



Blot needs our help!

He wants to make an umbrella so he doesn't get wet whilst he is still on Earth.

Can you help him find the best material to make his umbrella from?

For this task, you will need the following materials:

- Wood
- Plastic
- Fabric



Send your teacher a prediction of which material you think will be the best to use.

Once you have collected your materials, fill in the table provided.

Material	Is it waterproof?	Is it heavy?	Is it strong?	Would it make a good umbrella?
wood				
plastic				
fabric				

Conclusion:

I found out that _____ would be the best material for your umbrella.

It is the best material because _____

Friday 22nd January 2021

Maths:

Complete the maths quiz online. Please do it independently (on your own) and we will post a video addressing any misconceptions next week.



<https://forms.gle/RNeNpqY3SUdCiPLW6>



Over the next few English lessons you will be researching different animals. Today you will be learning about Giraffes. Read through animal fact files. Follow the links for further research. Make notes in your exercise book on the following...

What does the animal look like?	What does the animal do?
What does it like to eat?	Where does it live?
Any other interesting facts	

Example of how to take notes:

Put the name of the animal at the top

What the animal looks like.

Use bullet points

What the animal eats

Where the animal lives

Short, simple notes

Do not copy out sentences

Giraffe

Appearance:

- Tallest animal
- Long neck
- Long tongue

Habitat:

- Live in savannahs, open woodlands or grasslands

Diet:

- They eat leaves
- They are herbivores
- Only drink every two days

Interesting facts:

- They run fast

GIRAFFE




The giraffe is the tallest living mammal that lives on land. It is around 5-6 metres tall.

The giraffe has an extremely long neck which can be up to 2 metres long in fully-grown adults.

Giraffes usually live in savannahs, open woodlands and grasslands.

Did you know?

Like camels, giraffes can go for long periods without drinking water.



Giraffes use their long necks to eat the leaves at the top of trees where they are more nutritious.



<https://www.youtube.com/watch?v=7Qw9FZ8ZIDk>



https://www.youtube.com/watch?v=P_ckAbOr0r4



Send a photo of your notes to your teacher.

Phonics: Common exception words

Friday 22nd January

Read these words to your child. Ask them to repeat it after you.

push

pull

full

house



Beat the clock!

Ask your child to write each word (from above) down as many times as they can in 1 minute.



Fill in the missing words (from above):

You need to _____ the door open.

The class is now _____.


I live in a small _____.

I can _____ the cart.

Super challenge:

Make up your own sentence using the four common exception words.

Trace over the patterns and then colour in the picture.



Choose two of Andy's wild workouts to complete.

<https://www.bbc.co.uk/iplayer/episodes/p06tmmvz/andys-wild-workouts>



Series 1: 10. Arctic

On this adventure Andy travels to the freezing Arctic to see...



Series 1: 9. The Undergrowth

Andy visits the undergrowth to visit some of the tiny creatures we may often overlook.