

Here are your answers for Tuesday 30th June.

Starter:

$\frac{1}{2}$ of 10 = 5	$20 \div 2 = 10$	$\frac{2}{4}$ of 16 = 8	$\frac{1}{2}$ of 22 = 11
-------------------------	------------------	-------------------------	--------------------------



Quarter past 1



quarter past 7



quarter to 4



Quarter past 9



quarter to 12



quarter to 6



Quarter past 11



quarter to 1



quarter to 8


Tuesday 30th June – Reading



1. Erin lived with her Mum and her dog Archie.
2. Erin's mum wouldn't let her go out to sea with her because it was too dangerous because of the legend of Black Rock.
3. The fisherman said Black Rock never stays in the same place and it could smash a boat to pieces.
4. Erin managed to sneak away on Mum's boat without Archie finding her because she got in with the smelly fishing nets and cages.
5. The word 'glimpse' means the same as 'a quick look.'
6. We know Erin worried about her Mum when she was at sea because it says she would wait for her mum's safe return.
7. The fisherwoman compared Black Rock to a mountain and a swordfish.
8. The adjective 'mysterious' was used to describe Black Rock.

Good morning,

Today you are going to be completing the work in your pack with the date, Wednesday 1st July. Please upload your work to your portfolio if you would like feedback.

Wednesday	Maths – Telling the time to 5 minutes Reading – The Secret of Black Rock Vocabulary Writing Colour monster- Description	Science- Identify materials that can be recycled 
------------------	--	--

Wednesday 1st July – Maths

Starter:

$1/3$ of 15 =	$18 \div 3 =$	$9 \div 3 =$	$1/3$ of 21 =
---------------	---------------	--------------	---------------

--	--	--	--

Main Activity



Today you are going to be learning how to tell the time to five-minute intervals. Watch the video of your teacher showing you how to tell the time to five minutes and complete the questions below.

<https://www.loom.com/share/dc89c727e93d43388ce09c00c4859aeb> - password: yeartwo


Complete the table.

	5 past 1
	<input type="text"/> past 1

Complete the table.


	25 to 2
	<input type="text"/> to 2


Jack and Mo read the time on the clock.



It is quarter to 5

Jack





It is 15 minutes to 5


Mo

Who is correct? _____

How do you know?

Wednesday 1st July – Reading

Listen to the story again using the link provided or scan the QR code.



<https://www.youtube.com/watch?v=m39Fyh0BBpk>

Find the definitions and create your own sentences using the words

Surrounded – *Definition:* _____

1. The birds **surrounded** the island.

2. _____

Mysterious – *Definition:* _____

1. There was a **mysterious** noise outside the house.

2. _____

Dangerous – *Definition:* _____

1. Mum's boat was too **dangerous** for Erin.

2. _____

Brightly – *Definition:* _____

1. The lighthouse was shining **brightly** to warn boats of land.

2. _____

Unnoticed – *Definition:* _____

1. The shipwreck went **unnoticed** for weeks.

2. _____

Wednesday 1st July – Writing

I can write a description

Make sure you have read your teacher feedback from your plans yesterday and made changes if required. Today, you will be writing your own description of your 'feeling' monster.

Look at the model text:

This is happiness.

It glows warmly like a candle in the darkness and sparkles as brightly as diamonds. It is magical and magnificent. It is powerful and perfect.

You feel free and like you could fly. You smile, you giggle, you leap with joy. You create, you believe and you dream.

Using the model text and your plans write your own character description of your monster. E.g. It is dark, blue and lonely and camouflages in the dark.

Word bank to support with language-

<p>Happiness</p> <p>Bright Yellow Light Golden Warm Shining Twinkling</p>	<p>Sadness</p> <p>Gentle Blue Rainy Dark Disappointing Gloomy Cold</p>
<p>Anger</p>	<p>Fear</p>
<p>Red like fire Steaming Boiling Raging like a bull Furious Outraged Tense</p>	<p>Black like the night Dark Scary Small Lonely Shaking Quivering</p>
<p>Calm</p>	
<p>Quiet Still Peaceful Soft Relaxing Blissful Chilled</p>	



Send this description to your class teacher for feedback.

Wednesday 1st July – Science

Watch the video on <https://www.bbc.co.uk/bitesize/clips/z9p9j6f> all about recycling



SCAN ME

What do you know about recycling? Do you know what materials can be recycled?



What Can Be Recycled?

- Paper and Cardboard - such as newspaper and cardboard boxes
- Plastic – such as yoghurt pots and milk bottles
- Metal – such as cans
- Glass – such as bottles and jars
- Clothes – such as jumpers and trousers
- Garden Waste - such as grass cuttings
- Food – such as apple cores and leftovers



How to Recycle

Different areas of the country recycle using slightly different systems but the goal is the same - to recycle as much as possible.

How do you recycle at home?

How do you recycle at school?



Collect some items from around your house and list them into the correct category below. Think carefully about whether the items can be recycled or need to be thrown away.

