
Work pack- Group 2 – 13th July – 17th July (1 week)

Timetable:

Day	Core	Foundation
Monday	Reading Writing Maths	PE and Music
Tuesday	Reading Writing Maths	Thematic
Wednesday	Reading Writing Maths	Art
Thursday	Reading Writing Maths	Science
Friday	Reading Writing Maths	RE

This timetable is flexible. Some days will be more productive than others. We ask that you do the core subjects (reading, writing, maths) daily, and then balance the foundation subjects as suits you. You may find that doing all of the days work in one go works best (remember to take a short break, though) or splitting it into morning and afternoon suits you better.

If you are unable to complete everything then do not worry. Do your best and that will be good enough.


Remember the assembly on routines – try to start at the same time every day, in a quiet place if possible. Have a clear plan for the day.

There will be some QR codes (barcodes) that you will be able to scan. These will take you to a website with further information or activities on. Any scanning app, eg Barcode Scanner, on a mobile device or tablet will enable you to do this.

Monday 13th July

Reading

Our reading this week will be focused on a story called The Night Box. Today we are going to use De Bono's thinking hats to reflect on the front cover. Think back to the work we did in class about the text 'Coram Boy'. We used thinking hats to explore the front cover and you presented your work creatively. You are going to complete this challenge again using the front cover of The Night Box.



Look at the front cover and complete the grid below answering the questions based on the different thinking hats.



Share your completed grid on ClassDojo.

What is good about the front cover?
What do you like?



What do you not like?
Can you see any problems that there might be in the story?



What is happening?
How can we summarise it?



How do you feel about the story from looking at the cover?
Do you think you will enjoy it?



What information can we get from the front cover?



What would you do differently?



Writing

Spend a few minutes looking carefully at this picture, '*Unknown Specimen.*'

Think about:

Who is the man? What might his job be?

What is in the jar? What does the word 'specimen' mean?



1. Expand the kernel sentences.

Use the picture as a stimulus for your ideas.

Try to focus on choosing the best words possible to express your ideas and write them in your books.

I wonder...can you remember any of the words from our class vocabulary book to use?

Kernel: I think it is interesting.

Who:

What

Why:

Maths

$$21 + 3 + 3 = \boxed{}$$

$$59 - 3 = \boxed{}$$

$$4 + 5 + \boxed{} = 17$$

$$7 \times \boxed{} = 70$$

Compare objects

- I Dora and Ron each have some building bricks.



- a) How many bricks does Dora have?

Dora has

bricks

- b) How many bricks does Ron have?

Ron has

bricks.

- c) Who has the greatest number of bricks?


_____ has the greatest number of bricks.

How do you know?

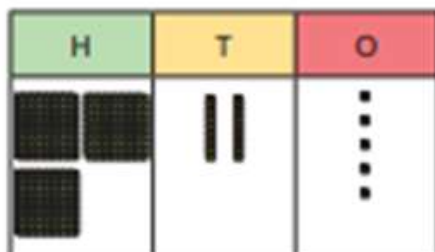
2

Tick the greatest number in each pair.

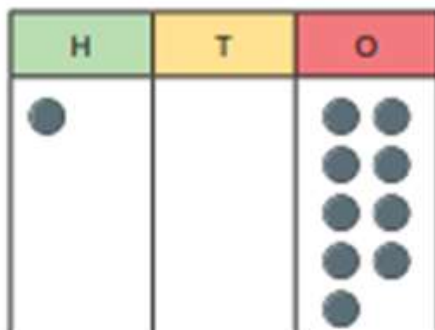
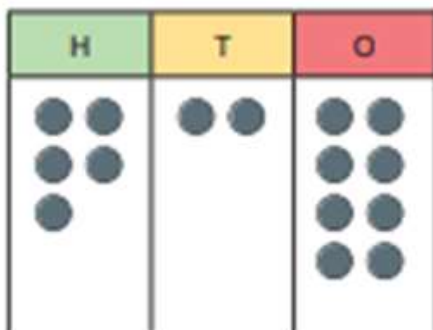
a)



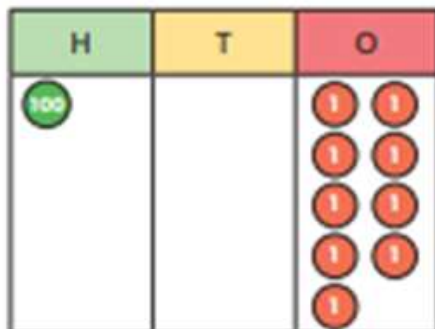
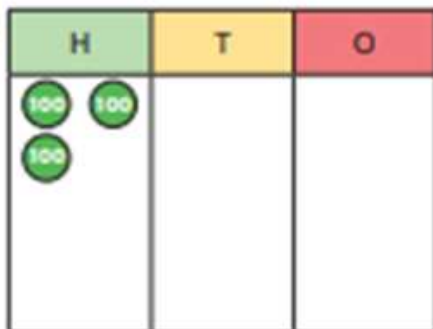
b)



c)



d)



PE

Have a go at the 60 second challenges and send us your videos. Good luck!

60 Second Challenge

Figure of 8

Do you believe in yourself and keep trying if you drop the ball?

The Physical Challenge

How many times can you pass the ball through both of your legs in 60 seconds?

If you drop the ball you need to pick it up quickly and carry on.



#StayHomeStayActive

Equipment

A ball

If you do not have a ball use a toilet roll or a cuddly toy.

Achieve Gold
35 times through your legs



Achieve Silver
25 times through your legs



Achieve Bronze
15 times through your legs



60 Second Challenge

Bunny Jumps

Can you keep going even when you are tired?

The Physical Challenge

How many bunny jumps over a bench or stool can you complete in 60 seconds?

Place two hands on the bench or stool and jump side to side making sure both feet go over the bench. To make it easier step over.



#StayHomeStayActive

Equipment

A bench or a stool*

*Make sure that the object you are jumping over is fixed to the floor.

If you do not have a bench or stool place two hands on the floor and jump side to side.

Achieve Gold

80 Bunny Jumps



Achieve Silver

60 Bunny Jumps



Achieve Bronze

40 Bunny Jumps



Music

Miss Wrighton has sent another music challenge for you to try. She has also sent a list of optional websites that you may wish to explore over the summer holidays.

PERCUSSION WITH A CUP!

The cup song came about when the song "When I'm gone" written by the Carter Family in the 1930s was combined with the cup game. It became really famous after it was performed by Anna Kendrick in the film Pitch Perfect. This sheet will show you how to do the cup game clapping pattern. All you need is a plastic or paper cup and a flat surface eg. a table. Top tip – start slowly and say the words to help you remember the pattern of the actions. Have fun!



CLAP CLAP
(clap hands together twice)



TA-BLE TA-BLE
(tap the table left hand then right hand twice)



CLAP
(clap hands together)



UP
(lift cup up with right hand)



DOWN
(put cup down)



CLAP
(clap hands together)



SWEEP
(twist right hand over and pick cup up)



TOP
(tap top of cup with left hand)



TABLE
(put cup down but don't let go!)



BOTTOM
(lift cup and tap bottom with left hand)



HAND
(take hold of cup with left hand)



DOWN
(put cup down)

There are lots of videos on YouTube to show you how to do the cup game and fit it with the song. Here are some links you might find useful:

How to video - <https://www.youtube.com/watch?v=Y5kYL0b8i5I>

When I'm Gone with lyrics - <https://www.youtube.com/watch?v=pic0zqxu4JQ>

Cup Song Performance by lots of people! - <https://www.youtube.com/watch?v=09Y5QrB2VwI>




I'd love to see a video of you completing this challenge!

Challenge 2:

MAKE YOUR OWN INSTRUMENT CHALLENGE!

Did you know that there are lots of things around your house that you could use to make your own musical instrument? You could use pans and boxes to make your own drums, an empty tissue box and elastic bands to make a guitar, fill an empty bottle with rice to make a shaker.....anything that you can use to create a sound. I wonder what you can find at home to create your own musical instrument? It can be as crazy and inventive as you like, just make sure you check with an adult that it's ok first!



Once you have made your instrument, see if you can use it to play some funky rhythms. Maybe you'll make more than one and you could compose a piece of music to be played by your homemade instrument orchestra!

LINKS/THINGS TO LISTEN TO AND WATCH

The Recycled Orchestra – Paraguay all play instruments made from things found on the rubbish dump where they live. It's a really inspiring story. Find out more here –

<https://www.youtube.com/watch?v=MaFY6wu3FfU>

Stomp are a percussion group who perform amazing pieces of music just using their bodies and instruments made of everyday things. Originally based in Brighton in the UK, they now tour all over the world.

<https://www.youtube.com/watch?v=5WJ4kBOIXH4>



Send a photo of your creation on Dojo.

Optional websites to explore:

SUMMER 4

Hi everyone!

Over the last few weeks I've been collecting links to loads of different online music activities, so I thought I'd share them with you. Make sure you get an adult to help you find the different sites. I hope you have lots of fun exploring them with your family, and have a great half term too!

From,
Miss Wrighton



Bouncy Balls - sound activated so make sure you turn your device microphone on! - <https://bouncyballs.org/> Ps. I LOVE this one!!!

Chrome Music Lab – lots of things to do on this site - <https://musiclab.chromeexperiments.com/Experiments>

What Did The Keyboard Say – listening game - <https://www.youtube.com/watch?v=T88cwr8Y6Qg>

Benedetti Sessions Creative Warm Ups – warm up and singing games - https://www.youtube.com/playlist?list=PLpKffHOzsdGY_IpZwgRoKPbEWcWJ6i00n

Myleene's Music Klass – fun music facts and games with Myleene Klass and her daughters! - <https://www.youtube.com/channel/UCQh2wgJ5tQnxYBn6jEXsXQ/videos>

BCMG – ideas for creating your own music at home – <http://resources.bcmg.org.uk/creating-music-at-home/>

BBC Ten Pieces – films clips and resources to find out more about music and get creative - <https://www.bbc.co.uk/teach/ten-pieces/ten-pieces-at-home/zjy3382>

David Walliams' Marvellous Musical Podcast – find out all sorts of crazy facts about classical music with David Walliams - <http://marvellousmusicalpodcast.com/>

Minute of Listening – listen to minute long recordings of all types of different sounds and try out the activities - <https://www.minuteoflistening.org/>

BBC Young Musician of the Year – prepare to be amazed by performances by some of the most talented young musicians in the country – TOP TIP - the percussion performances are always really exciting! - <https://www.bbc.co.uk/programmes/b00bb3wt>

Berlin Philharmonic Puzzle and Colouring Book – <https://www.berliner-philharmoniker.de/en/education/projects/against-boredom/>

Services for Education – links to even more free resources! - <https://www.servicesforeducation.co.uk/blog/advice-for-parents/primary-music>

Tuesday 14th July

Reading



The Night Box- Max has a key to a very special box - the Night Box. When it is time for the Night to begin, Max opens the box and lets Night out and Day does back inside. Then, in the morning, Night goes back into the box and Day comes out again. This is a magical story where we see the jobs of Night and Day as adventures.

Use the QR code or the link to watch TV presenter and racing driver Jodie Kidd read extract 1 from The Night Box. If you cannot access the video, you will find the extract below.

<https://www.bbc.co.uk/bitesize/articles/zj6qmfr>

Extract 1

Darkness tumbles into the air. It dances and whirls around the room. It goes under the bed, under the chair - everywhere!

'Hello, Night!' laughs Max.

Night is mischievous! It chases blue, white, pink and green away.

Max presses his ear to the darkness. Night turns tiny sounds up LOUD.

Just a plink! That's all. Just a drip, not a waterfall!

Just a tap on the windowpane. Just a little branch as gentle as rain, nothing more.

Just the tinkle of a bell then a prrrrr- not a lion! It's a kitten!

Max holds on tight as darkness swirls and spills like ink into the world. Night is huge. It can hold a house. And a pond, and a forest.

A mountain, and a whale, even an ocean too!

Night soars, streams, stretches up to the sky like a kite and suddenly a thousand stars sparkle and fizz, shine and spin. This way, they say to a swan. Where is she going? She beats her strong white wings and honks one word - home.

Task 1:

1. What is Night doing?
2. How does Night move?
3. How big do you think Night is?

Task 2:

Read or watch the first extract again. What do we find out about Night and darkness?

Decide on the three most important jobs that Night does.

Write out the three most important jobs. Call your list 'Top three jobs that Night does'.



Send a photograph of your work on Dojo.

Writing

Today we are going to use 'because, but, so' to extend sentences about the 'unknown specimen.'
This will help you with your creative writing on Friday.



Complete the sentences in your book:

The sentence is:

The old, inquisitive man thought the creature was interesting.

1. The old, inquisitive man thought the creature was interesting because...
2. The old, inquisitive man thought the creature was interesting but...
3. The old, inquisitive man thought the creature was interesting so...

Check your work for capital letters and full stops.

Comment on Dojo with your best sentences and I'll choose a winner!

Maths

Word Search

4 Times Table

Answer the calculations below and find the answers in the word search:

$4 \times 3 =$

$4 \times 4 =$

$4 \times 11 =$

$4 \times 8 =$

$4 \times 10 =$

$4 \times 2 =$

f	t	h	i	r	t	y	t	w	o
t	o	h	f	o	r	t	y	w	o
w	t	r	s	i	x	e	e	t	e
e	w	r	t	e	s	e	s	h	i
l	s	e	l	y	n	l	h	i	g
v	k	i	e	t	f	e	e	r	h
e	a	e	y	e	a	o	t	t	t
f	o	r	t	e	o	o	u	y	e
o	n	n	e	e	t	h	g	r	e
s	i	x	t	e	e	n	b	n	n

Compare numbers

- 1 Which number is the smallest? Tick your answer.

100s	10s	1s
3	5	9

100s	10s	1s
7	1	2

- 2 Which number is the greatest? Tick your answer.

100s	10s	1s
8	0	5

100s	10s	1s
8	1	7

- 3 Tick the greatest number.

100s	10s	1s
0	3	7

100s	10s	1s
3	7	0

- 4 Circle all the numbers greater than 350

700

396

299

167

342

400

- 5 Circle all the numbers less than 718

634 800 715 720 66 1,000

- 6 Write $>$, $<$ or $=$ to make the statements correct.

a)

100s	10s	1s		100s	10s	1s
2	9	5	○	3	7	2

b)

100s	10s	1s		100s	10s	1s
4	0	1	○	4	2	6

c)

100s	10s	1s		100s	10s	1s
2	5	7	○			


- d) Which place value columns did you have to compare in part c)?

Thematic

Learning Review

1. Review your learning with a 'Memory Dump'. Write everything you remember using spider diagrams in your books with the following headings:
 - a. Climate and Climate Zones
 - b. Plastic Pollution

So, what can we do?



One Plastic Bag is the story of a woman called Isatou Ceesay who made a small step that had a big change on the plastic pollution she lived amongst.

'People thought I was too young and that women couldn't be leaders. I didn't call out the problems I called out the solutions.'

2. **PAUSE POINT** Pause the video at 5:10 minutes.

What do you think Isatou will recycle the plastic bags into?



1. Please listen to the story at <https://www.youtube.com/watch?v=ZJHxyuYfeF>.



SCAN ME

- 3.. Please watch the Blue Whale video at <https://www.youtube.com/watch?v=xFPoIU5uYQ>



SCAN ME

I hope the One Plastic Bag story and Hope video has inspired you to act & help your world.
It only takes one small step and act of kindness to make a huge difference...

4. What can you do to help our world?

Try this!

What can you do with a plastic water bottle?

Plastic water bottles have become one of the most common items that are found in the oceans. Learn how to reuse this item in creative ways.

How can you reuse a plastic bottle? Consider using the internet to find more ideas.

Here are some to help, but be as creative as you can!

- o Vase (cut off the top and decorate it)
- o Musical instrument (fill the bottle with dry beans or rice)
- o Pencil case (cut off the tops of 2 bottles, glue a zipper between them to allow easy access to the pencils)
- o Planters (cut off the tops and use the base to plant seeds)
- o Watering cans (poke holes in the plastic lids and fill with water)
- o Piggy bank (glue tops to the bottom to act as legs, place 2 dots on the lid to look like a snout, draw on eyes and glue paper ears to it)



In the U.K. there is a 5p bag charge to reduce plastic bag use

Most countries in Africa have now banned all plastic bag use with a huge fine and/or time in prison in Kenya

Do you really need a plastic bag?



The best way is to inform people about the damage and what we can do to help...

Maybe you could write and post letters try persuade people to stop using plastic bags?

Wednesday 15th July

Reading



Use the QR code or the link to watch TV presenter and racing driver Jodie Kidd read extract 2 from The Night Box. If you cannot access the video, you will find the extract below.

<https://www.bbc.co.uk/bitesize/articles/zj6qmfr>

Extract 2

Night is gentle. It floats down to the ground like a feather. It covers a fawn, asleep with her mother. Night is brave. Leave them in peace, Night warns.

Night shakes itself into the trees. Come badger! Come mole! Come owl! Come fox! Let's play!

And out of the shadows they snout and snuffle, leap and swoop.

Night gives a moon to a pond. And a mole to a goose! Now a rose has a fox. And a kitten? She has the milk!

Everything has something in the dark. The branch has an owl, and the wall has a tree, and Max has a bear and a soft, warm bed.

Night is kind. Night stays in Max's room, silent and strong all night long, to hold in its arms a bear and a boy.

But Night gets sleepy too. Goodnight me, it sighs to itself. My job is done. It is time to return.

And when Night falls asleep...

Max opens the box and WHOOSH! Night slips inside as Day sweeps out.

Day breathes into the leaves, quiet flies out of the trees, yellow rises from the rooftops. And a new song begins.

Task 1:

1. Which animals does Night wake up?
2. What happens in the early morning?

Task 2:

Read or watch the first and second extracts again.

The writer makes Night and Day sound like real people - this is called **personification**. That is why the writer gives Night and Day a capital letter to start their names.



Watch the following video to find out more about personification:

<https://www.bbc.co.uk/bitesize/topics/zfkk7ty/articles/zw9p8mn>

Can you find five examples of how the writer makes Night or Day seem like a person?

You might want to record them in a table.

Example From The Text	How This Makes Night Or Day Sound Like A Person
1. <i>Night chases blue, white, pink and green away.</i>	The word 'chases' makes it seem like Night is running and chasing the colours.
2.	
3.	
4.	
5.	



Remember to send your work on Dojo.

Writing

We are going to revisit the names of different types of sentences. Can you remember them yourself?

Please watch Oxford Owl: What are sentences? <https://www.youtube.com/watch?v=BWiwftl8pgE>.



1. Write the sentences and label them 'statement, command, exclamation or question' in your books.

- a. This creature is fascinating!
- b. Where does this creature come from?
- c. Keep the jar the right way up.
- d. The creature has glowing, orange fur.

2. Use the question stems to create questions about what you think the man is thinking or feeling.

	do / did	is / are	can/ can't
When			
What			
Why			



Example: What can this creature do?

Maths

Table at the Double

Find the 2x table by doubling each number. Find the 4x table by doubling the 2x table. Find the 8 times table by doubling the 4x table. Can you complete the whole sheet?

Number	x2	x4	x8
2	4	8	16
3			
4			
5			
6			
7			
8			

- 7 Write the missing phrase.

is less than

is greater than

a) 328 _____ 344

b) 916 _____ 490

c) 510 _____ 517

- 8 There are two films on at the cinema.



Which film lasts the longest?

_____ lasts the longest.

9 Write $<$, $>$ or $=$ to make the statements correct.

a) $176 \bigcirc 281$

e) $1,000 \bigcirc 699$

b) $397 \bigcirc 452$

f) $820 \bigcirc 90$

c) $757 \bigcirc 747$

g) $392 \bigcirc 300 + 90 + 2$

d) $812 \bigcirc 810$

h) $392 \bigcirc 300 + 90 + 3$

10 What could the missing digits be?

a) 621 is greater than $__24$

b) $500 < __54$

621 is greater than $6__4$

$500 < 5__2$

621 is greater than $62__$

$500 < 53__$

11 Write all the possible missing digits.

a) 778 is less than $7__4$

b) 778 is less than $7__9$

c) 778 is less than $77__$

Today you are going to use your knowledge of Banksy and his work to create a design of a piece of art that shares an important message.

How can we use Banksy as an inspiration for our own art work?



Retrieval questions

Why is Banksy's work important?

What does it mean to be an inspiration?

Why might he be called an 'inspiration'?

What art techniques have we explored so far?

Task: Design a piece of art work that shares an important message.
Your design should show a mixed media 'collage' combining the techniques we have been experimenting with- photography, printing, collage and textiles.



For example: Cityscape- create a background using collage, layering materials and different textures.

Add photos of buildings or walls for your 'graffiti' to go on.

Add the graffiti using printing techniques.

Think about Banksy's use of colour

What do you notice?

How will you incorporate this style into your own design?



Your designs need to be annotated:

- Materials you are going to use
- Techniques you would use on each section
- Resources you would need.

Ideas

- Captain Tom Moore- walking for the NHS
- NHS workers/8pm Clap for the NHS following Coronavirus pandemic.
- Greta Thunberg- climate change
- Reduce, Reuse and Recycle

Remember, you are only creating a design of your art work. You do not need any extra resources and you do not need to create a mixed media piece of art.


All you will need is:

A plain piece of paper

A pencil

You should end up with a detailed, labelled sketch.

Examples of labelled sketches/designs:



Share a photograph of your design on Dojo.

Thursday 16th July

Reading



Read or watch both extracts again.

<https://www.bbc.co.uk/bitesize/articles/zj6qmfr>

Task:

Imagine that Night writes a diary entry before he or she goes to sleep.

What would Night write about? You can use the extracts to help you or you could use your imagination.

Write your diary entry. Try and write five sentences.

Top tip!

These might help you to organise your ideas.

- How would Night start his or her diary? For example you could use Hi, Hello, Good night, Dear or To.
- What would the first line be? Usually, we summarise our day. For example, I've had the best day or Guess what happened today?
- What will you tell your diary? What have you been doing? Use the extracts or your imagination to help you. You might want to use words like First, Next, Then, After that or Finally to structure your events.
- How will you close your diary? You could think of a reason to end it. For example, Got to go back into the Night Box, I am so exhausted!
- How will you end your diary? You could use Bye, From or Love.



Share your diary entry on Dojo.

Writing

Today we are going to look at using expanded noun phrases to describe a character.



1. Create expanded noun phrases. Write your sentences in your books.

Add two adjectives before the noun

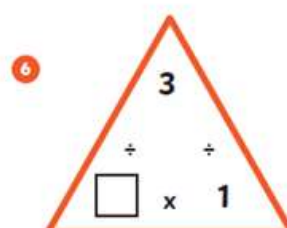
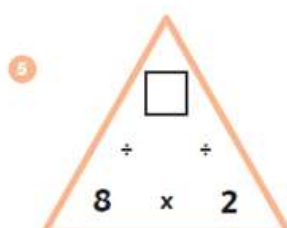
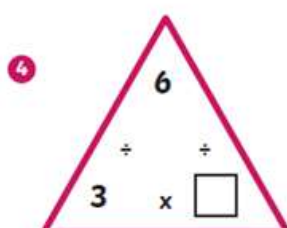
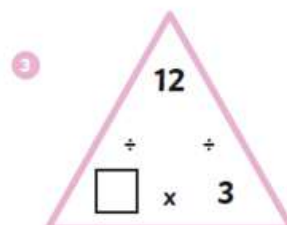
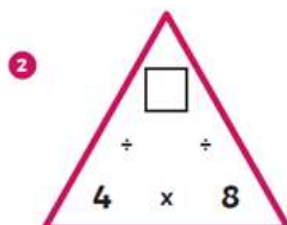
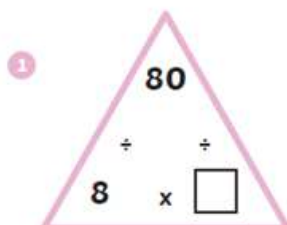
Article	Adjective	Adjective	Noun
The	old,	inquisitive	man
A	small,	frightened	creature
A			man
The			workshop
			creature

2. Choose your favourite expanded noun phrase and use it in a sentence.

For example: The old, inquisitive man peered carefully into the glass jar.



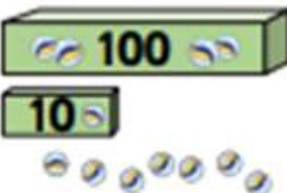
Maths

Fill in the blanks in these multiplication triangles.



Ordering numbers

- 1 Who has the greatest number of marbles?


Mo	Tommy	Dora
		

_____ has the greatest number of marbles.


- 2 Which is the smallest number: A, B or C? Circle your answer.



A



B



C

- 3 Circle the greatest number in each list.

a) 250 400 130 290

b) 315 390 326 305

c) 718 712 710 719 716

d) 435 348 438 84

- 4 Write each list of numbers in order.
Start with the smallest number.

a) 412 718 429 405

b) 73 99 200 620

c) 1,000 595 509 95

- 5 Write two numbers that are greater than 644 and less than 652

--	--

Science

Consolidate your knowledge by completing this quiz. It is not a test and your scores will not be collected it. Don't worry about the question numbers, I have just selected the relevant questions.

1. Explain what these words mean.

/3

predator

prey

producer

2. Create a food chain using these animals. Draw the food chain in the box below.

/5

Make sure to include the arrows.

shark **seaweed** **small fish** **seal**



5. Match the type of tooth with it's function.

/5

incisors	tearing and ripping food
canines	holding and crushing food
pre molars	does not have a function
molars	bitingand cutting food
wisdom	grinding food

6. Why does brushing teeth help to reduce tooth decay?

/1

7. Write 2 other ways we can keep our teeth healthy.

/2

1. Brush our teeth twice a day.

2. _____

3. _____

8. Josh is finding out about the digestive system.

Tick ONE box to show why we need a digestive system.

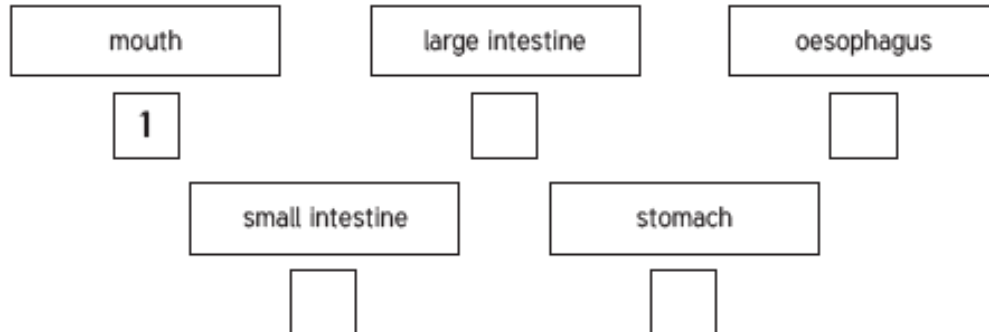
/1

- ☐ To control how the body moves.
- ☐ To break down food for the body to absorb.
- ☐ To give support to the body.
- ☐ To transport blood around the body.

9. Josh has some cards labelled with parts of the digestive system.

/4

Write 1 to 5 to show the correct path through the parts of the digestive system.
The first one has been done for you.



Reflection:

Write **3 things** you know about our **digestive system** or our **teeth**.

Write **3 questions** you have about our **digestive system** or our **teeth**.

Write **3 things** you have learnt about our **digestive system** or our **teeth**.



Share your reflection on Dojo.

Friday 17th July

Reading

Task:

Look back at your thinking hats work from Monday. Now you have learnt more about the text and read two extracts, what would you add to your grid? Have your opinions changed? Would you now answer any of the questions differently? Either annotate your grid from Monday or complete a new one below.



Share your annotated grid or your new grid on Dojo.

What is good about the front cover?
What do you like?



What do you not like?
Can you see any problems that there might be in the story?



What is happening?
How can we summarise it?



How do you feel about the story from looking at the cover?
Do you think you will enjoy it?



What information can we get from the front cover?



What would you do differently?



Writing

Imagine you are the man in the picture. Write a character description of the creature from when you found it.

Use your ideas and sentences planned this week in your character description.

Sentence Starter:

I have never seen anything like this before. Where could it have come from? What could...

Success Criteria:

Expanded noun phrases

Questions

Capital letters for proper nouns (names of people and places)

Capital letters and full stops

Maths

1. Recall and use multiplication and division facts for the 2, 5 and 10 multiplication tables, including recognising odd and even numbers.

a) The teacher has asked a child to circle the odd numbers. Put a cross by the number incorrectly circled and tick by the number missed.

45 22 17 93 56 68

b) Solve the following calculations.

$9 \times 10 = \boxed{}$

$8 \times 5 = \boxed{}$

$35 \div 5 = \boxed{}$

$\text{half of } 22 = \boxed{}$

$\text{double } 9 = \boxed{}$

$\boxed{} \div 10 = 7$

$5 \times 5 = \boxed{}$

$7 \times 2 = \boxed{}$

$\boxed{} \div 2 = 4$

Counting in 50s

1 How many cards does each person have?

Filip	Eva	Mo	Aisha
			
<input type="text"/>	<input type="text"/>	<input type="text"/>	<input type="text"/>

Teddy has 8 packs of cards.

How many cards does Teddy have?

Teddy has cards.

2 Complete the number tracks.

200	250	300					550
-----	-----	-----	--	--	--	--	-----

650		750	800				
-----	--	-----	-----	--	--	--	--

	600	550		450			300
--	-----	-----	--	-----	--	--	-----

RE

We are continuing our learning on The Good Samaritan

© RE Today / NATRE: Religious education lessons to take away

Who is your neighbour?

It is clear from the story that Jesus wanted people to understand that their neighbour could be anyone, certainly not just the person living in the next door house. This teaches many Christians nowadays to love and care for all others, even other people different from themselves. People who are not religious or who come from religions other than Christianity also have this belief. It is often called the Golden rule.

Think about who your neighbour is (remember, do not just choose next door neighbour!). Why is it important to 'love your neighbour' or follow the Golden rule?

My neighbour is...	It is important to love this neighbour because...

Good Samaritans in my area

At the moment we all have to stay in our houses as much as possible to keep us all safe. Lots of people are helping people in their local community. Almost a million people have signed up to help people on an App called GoodSam. I bet you can guess why it is called that!

Think about what is happening where you live. Draw or write about one or two examples of people being 'Good Samaritans' in your area.

--