Year 1 Home learning pack

Monday 13th July – Friday 20th July

Monday	Maths - Arithmetic starter. Position and direction Phonics – Review the grapheme: 'au' English – Writing questions sentences Thematic - How have seaside holiday's changed overtime? Please read a book
Tuesday	Maths – Place value starter. Position and direction Phonics – Review the grapheme: 'aw' English – All about me and my family – writing statements Science – End of term assessment – materials Please read a book
Wednesday	Maths - Arithmetic starter. Position and direction Phonics - Review the grapheme: 'or' English – Our favourite memories of Year 1 – writing statements RE- exploring the Hajj – Muslims pilgrimage to Mecca Please read a book
Thursday	Maths - Arithmetic starter. Position and direction Phonics - Review the grapheme: 'ore' English - Describe your feelings/ emotions Art – making patterns PE – PE with Joe Wicks Please read a book
Friday	Maths - Shape starter. Position and direction Phonics - Review the grapheme: 'oar' English – Dream jar Computing – An hour of code – Minecraft Spanish – days of the week Please read a book

Monday	Maths - Arithmetic starter. Position and direction Phonics – Review the grapheme: 'au' English – Writing questions sentences Thematic - _How have seaside holiday's changed overtime? Please read a book

Maths arithmetic starter

Monday 13th July

1. 12 + 11 = _____

Tens	Ones
1	2
1	1

2. 14 + 12 = _____

Tens	Ones
1	4
1	2

3. 15 + 10 = _____

Tens	Ones
1	5
1	0

Maths: main activity: position and direction (practical) Monday 13th July

Watch this video clip:
https://www.bbc.co.uk/bitesize/topics/z2grd2p/articles/zwv6b82

Directions and turns

Directions and **turns** can be used to explain a **journey.**

Directions are instructions like 'three steps forward' or 'one step backwards'. These tell you how far to go.

Turns can be clockwise (the same way the hands on a clock move) or anti-clockwise (the opposite way to a clock's hands).

You can turn a quarter, half or complete turn - this would take you back to where you started.

TASK 1: Using the website link above, scroll down and have a go at the activity.

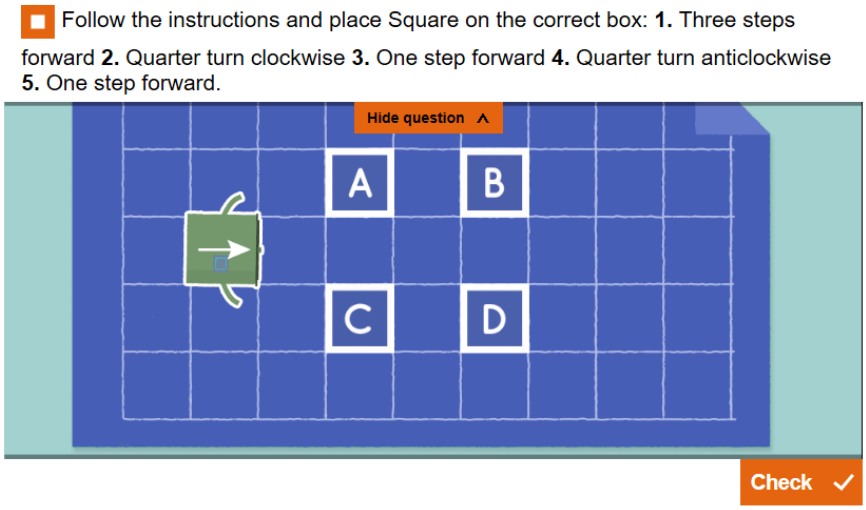

TASK 2: Instruct a person in your family to move using the directional language below:

forwards backwards left right half turn quarter turn full turn

Writing: Writing question sentences Monday 13th July

You will soon be moving to Year 2 and you may have lots of questions about Year 2.

Today, we would like you to write a list of questions to ask your new Year 2 teachers.

Just a reminder about questions:

Link: https://www.youtube.com/watch?v=TcVPNBG2bJw

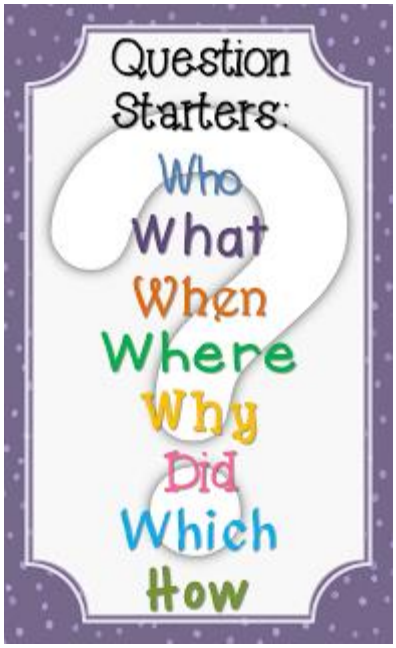

Which sentence uses a **question mark** correctly?

Tick **one.**

- Are you ready? ☐
- I think it's my favourite? ☐
- What a brilliant time we had today? ☐
- My name is Jamie? ☐

Add a **full stop** or **question mark** to complete each sentence below.

Tick **one.**

- There is a fox in the road ☐
- Are we going to the cinema ☐
- Have you seen my rucksack ☐

Task: Write a list of questions to ask you the current Year 2 teachers:

Remember to include a capital letter and a

Please send us a photograph of your questions so we can get the answers to these.

Phonics Monday 13th July

This week we will be reviewing the graphemes that make an or sound.

Today we will be starting with 'au'.

Watch the link :https://www.youtube.com/watch?v=RBPIvgL89jQ or scan the QR code.

Add the **sound buttons** - *sausages* [___] and *beans* [.] to these '**au**' words.

haul	Paul	taut	cause
saucer	launch	Laura	haunt
autumn	pause	because	author
applaud	astronaut	sauce	gauze

Now press the sound buttons as you *sound out* each word to **read** them.

Thematic: How have seaside holiday's changed overtime? Monday 13th July

Starter:

Think about what you learnt from the last thematic lesson. You had discussions with your grown-ups/grandparents who shared their experiences of holidays they went on.

It is your turn to think about your own experiences of holidays that you have been on. If you haven't been on holiday, think about a fun day out you have been on.

What's the same? What is different? Was your holiday in the UK? Was it abroad in another country?

Main task:
Complete the timeline in chronological order. Draw lines to the right place on the timeline. The first one is done for you. They need to go in order from holidays during Victorian times, post war to holidays today. Look at the dates to help you.

Chronological order
A list or explanation of events in the order in which they happened

1847 - Cadbury brothers open their factory in Bournville

1814
Steam train invented

1943 - Birmingham Blitz

1837 - Seaside holidays

2020

1800

Trips to the country

Today - holidays abroad

1950 - Butlins Pontins resorts open

Tuesday	Maths –Timetable starter. Position and direction Phonics – Review the grapheme: 'aw' English – All about me and my family – profile Science – End of term assessment – materials Please read a book

Maths arithmetic starter

Tuesday 14th July

4 a day – please show your working out

1. 5 X 5 = _____

2. 8 X 5 = _____

3. 2 X 5 = _____

4. 6 X 5 = _____

Maths main activity: Position and direction (practical) Tuesday 14th July

Re-watch yesterday's video clip:
Watch this video clip:
https://www.bbc.co.uk/bitesize/topics/z2grd2p/articles/zwv6b82

TASK: Explore directional language using lightbot.

Click on this link:
https://lightbot.com/flash.html

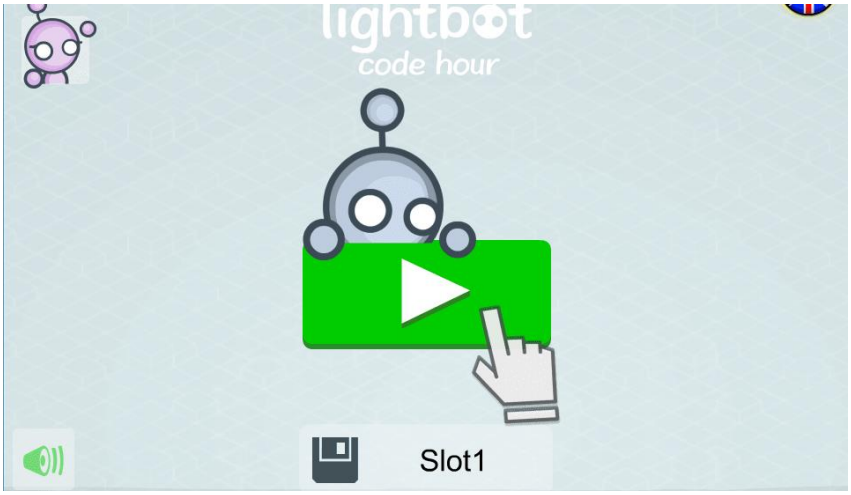

Writing: write statements for a personal profile. Tuesday 14th July

In preparation to Year 2, your new teachers would like to find out more about you. This week you will be creating a personal profile all about you!

Today you will be writing about you and your family.

Example:

All about me and my family

My name is Charlotte Holden and I am 32 years old. I love my job as a teacher and I have been teaching at Northfield Manor for 11 years. Wow, what long time that is! My favourite lesson is PE because I enjoy playing team sports especially netball. My favourite author is Jane Austen and I have read all of her books!

I have a twin sister called Kerry (but we call her Kez) and two brothers called Kane and Jordan. My sister is 7 minutes older than me so I am the little sister.

I will eat almost anything but my favourite dish is curry goat with rice and peas because it reminds me of my Nanny.

Now it's your turn. Task: Write a paragraph of information about you and your family. You can write about you and the people in your family and include your likes and dislikes.

What to include:	
Capital letters	
Full stops	
Personal pronouns – I , we	
Conjunctions – and, because	

All about me and my family

Phonics: Tuesday 14th July

This week we will be reviewing the graphemes that make an or sound.

Today we will be looking at the 'aw' grapheme.

Read the words below and draw a picture to match each word.

claw	bawl	straw	draw

yawn	saw	crawl	paw

Science: End of term assessment – Materials. Tuesday 14th July

1. Draw a line to match each object with the material they are made from.

plastic

fabric

metal

wood

2. Circle **three** objects that are made from metal.

3. What material are these made of?

4. Look at these five materials.

wood metal plastic fabric glass

Which of these materials would be the best to use for the following objects?

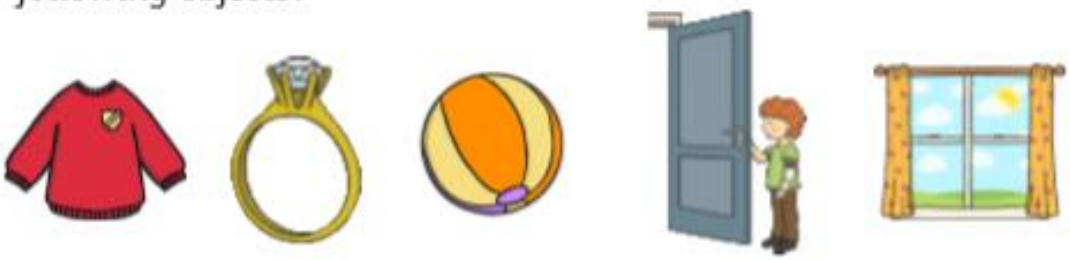

jumper ring ball door window

5. Draw circles around these objects to sort them into four sets of different materials.

Wednesday	Maths - Arithmetic starter. Position and direction Phonics - Review the grapheme: 'or' English – Our favourite memories of Year 1 – writing statements RE- exploring the Hajj – Muslims pilgrimage to Mecca Please read a book

Maths arithmetic starter Wednesday 15th July

4 a day – please show your working out

1. 14 – 8 = _____

2. 19 – 6 = _____

3. 20 – 4 = _____

4. 15 – 5 = _____

Maths main activity: Position and direction Wednesday 15th July

Q1.

What can you see around you? Complete the table.

In front of me	Behind me	To the left of me	To the right of me

(Create the table in your exercise book)

Q2.

Complete the sentences using 'left' and 'right' to describe the position of the coins.

The £1 coin is to the _____ of the 1p coin.
The 50p coin is to the _____ of the 1p coin.
The 2p coin is to the _____ of the 50p coin.

Complete the sentence to describe the turns these shapes have made.

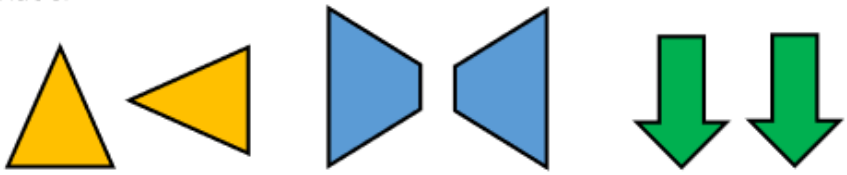

Q3.

The yellow shape has turned a _____ turn.

The blue shape has turned a _____ turn.

The green shape has turned a _____ turn.

Writing: write statements for a personal profile. Wednesday 15th July

Today, you will continue to write your personal profile for your new teachers. You will be writing about your favourite memories of Year 1.

What are your favourite memories of Year 1?

Here are a few memories we have shared together this year:

Our trip to West Midlands Safari Park

World Book Day



Our visit from Mo – the animal expert



Winning the X-mas factor!

Can you think of any others?

Complete the sentence below:

My favourite memory of Year One is

_____

_____

_____

_____

because _____

_____

Draw a picture of this memory:

Phonics Wednesday 15th July

This week we will be reviewing the graphemes that make an or sound.

Today we will be looking at the 'or' grapheme.





RE – What is Hajj? Wednesday 15th July

Hajj is the annual pilgrimage made by Muslims to the holy city of Mecca in Saudi Arabia, in the Middle East.

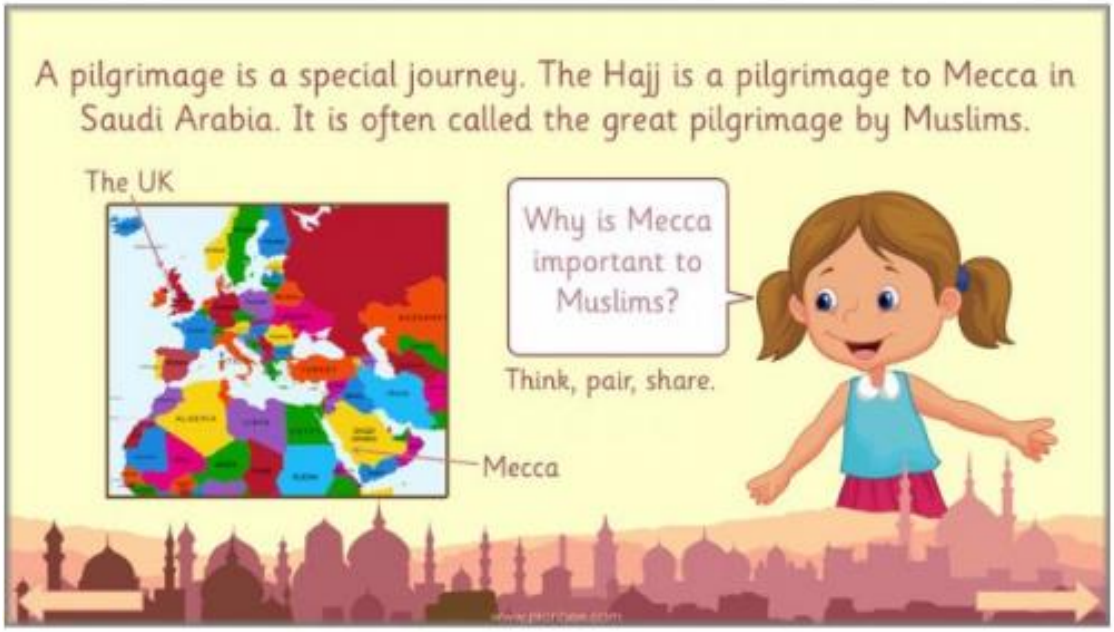

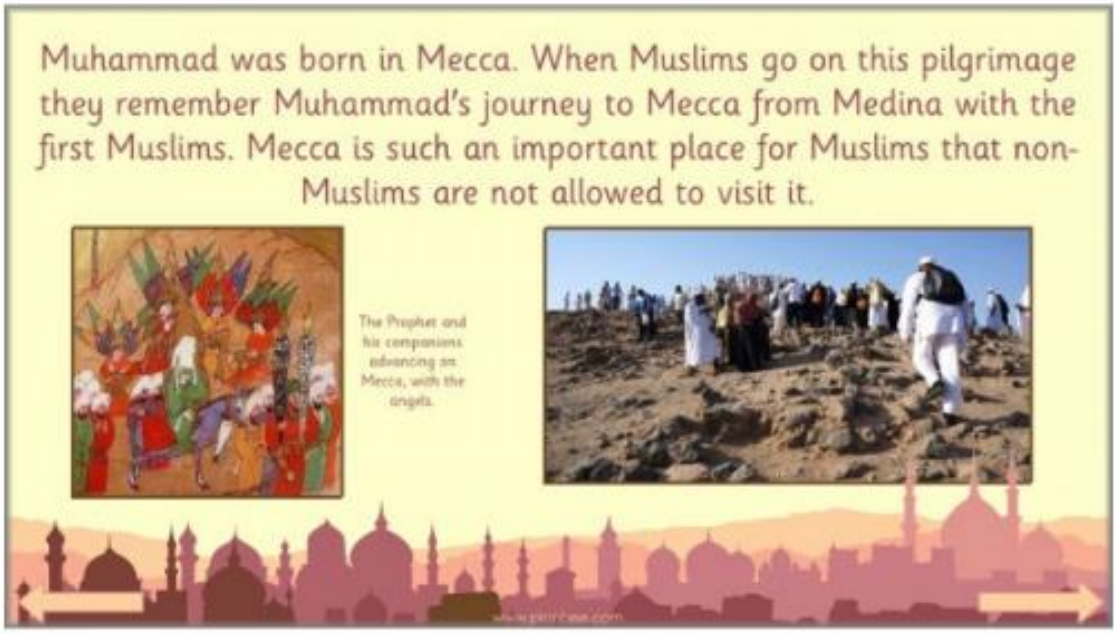

Visit the link or scan the QR code: https://www.bbc.co.uk/bitesize/clips/z4yr87h

KS1

A trip to Mecca

Part of Religious Education | Islam

Duration 02:42

After watching the video, try to answer the following questions:

Why was Omar excited?

_____

_____

How long did Omar stay at Mecca?

_____

What did Omar see on his pilgrimage?

_____

_____

What did Omar do on his pilgrimage?

_____

_____

Thursday	Maths - Arithmetic starter. Position and direction Phonics - Review the grapheme: 'ore' English- Describe your feelings/ emotions Art – making patterns PE – PE with Joe Wicks Please read a book

Maths arithmetic starter Thursday 16th July

4 a day – please show our working out

1. 2 X 2 = _____

2. 6 X 2 = _____

3. 8 ÷ 2 = _____

4. 16 ÷ 2 = _____

Maths main activity: Position and direction (problem solving) Thursday 16th July

Q1. How many routes can the boy take to get home?



Here is an example route:
Forwards 2 squares.
Half turn right.
Forwards 2 squares.

Now it's your turn.
In your exercise book, write as many different routes as you can for the boy to get back home.

Q2.

2 The arrows show where the animals are moving to on the grid.

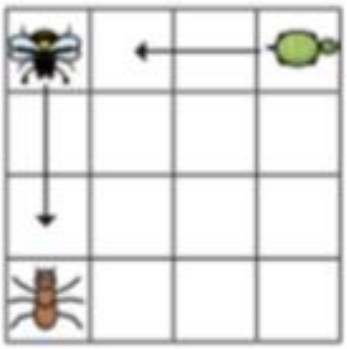

a) Use the word bank to help you complete the sentence for each animal.

backwards forwards

b) Draw an arrow to show the ant moving 3 squares to the right.

The spider is moving _____ squares _____.

The bee is moving _____ squares _____.

The turtle is moving _____ squares _____.

Writing: describe your feelings/ emotions Thursday 16th July

You may be filled with lots of different emotions and feelings about moving to Year 2 and this is perfectly fine! It's good to express how you are feeling.

Task: Write how you are feeling about moving to Year 2 into the heart template:



What are you excited or worried about moving up to Year 2?

I am excited about…

I'm worried about….

Phonics Thursday 16th July

This week we will be reviewing the graphemes that make an or sound.

Today we will be looking at the 'ore' grapheme.

Visit the link or scan the QR code:
https://www.liveworksheets.com/worksheets/en/English_as_a_Second_Language_(ESL)/Phonics/Phonics*_-ore_trigraph_drag_n_drop_exercise_dk686hx

Complete the e-worksheet, by matching the pictures to the correct word.

Art: making patterns Thursday 16th July

In your last art lesson, we looked at two sand artists – Tony Plant and Chris Howarth.

You then had to experiment making patterns and concentric circles using a range of processes. This might have been paint, crayons or felts. It may have been using tools in sand, flour or sugar.

Step 2: Experiment with a range of processes

We would like you to look back and evaluate your art work from that lesson.

Evaluate

Which process do you prefer to create your patterns?

Why?

Discuss with your grown up, which you preferred? What worked well? What didn't work well?

TASK: Think about ways you could improve your art work from last lesson.

Could you use more colours? Do you need to use more concentric circles? Do you need to move any lines? Do you need to try using another tool?

With all of this in mind, create your final art piece. This needs to be your best work. It is up to you to decide how you want to do it. On paper, on car, in sand, in flour… you decide.

Don't forget to send us a picture of your final art work!

PE with Joe – Thursday 16th July

Follow the link or QR code below which will direct you to a variety of PE lessons taught by Joe Wicks.

Choose a lesson and complete it.

How many family members can you get to join you?

Link: https://www.thenational.academy/online-classroom/pe#subjects

Friday	Maths - Shape starter. Position and direction Phonics - Review the grapheme: 'oar' English – Dream jar Computing – An hour of code – Minecraft Spanish – days of the week Please read a book

Maths review starter

Friday 17th July

Math the name of following shapes by joining with a line.

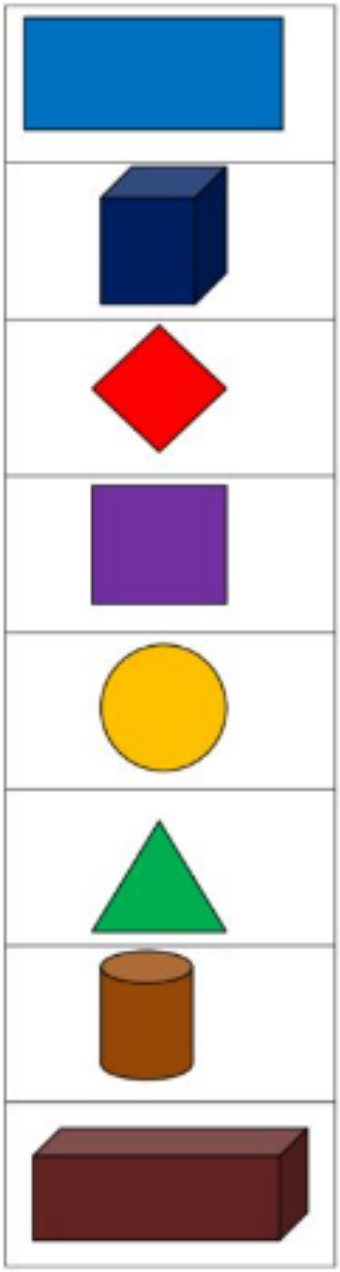

Diamond
Cube
Rectangle
Cuboid
Triangle
Cylinder
Circle
Square

Maths main activity: Position and direction (problem solving) Friday 17th July

Q1.

Are these statements correct?
Is there more than one answer?
Explain how you know.

The shape has made a quarter turn.

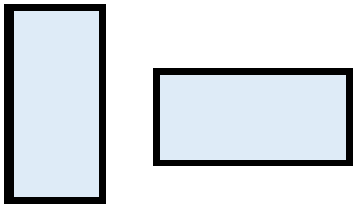

The shape has made a half turn.

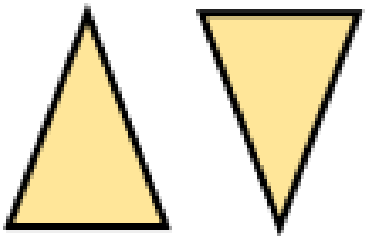

The shape has made a three-quarter turn.

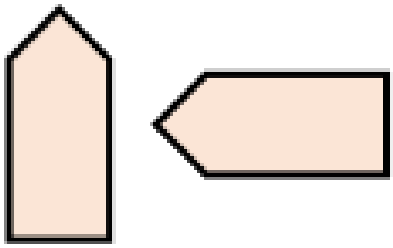

Q2. Use the clues to colour the shapes.

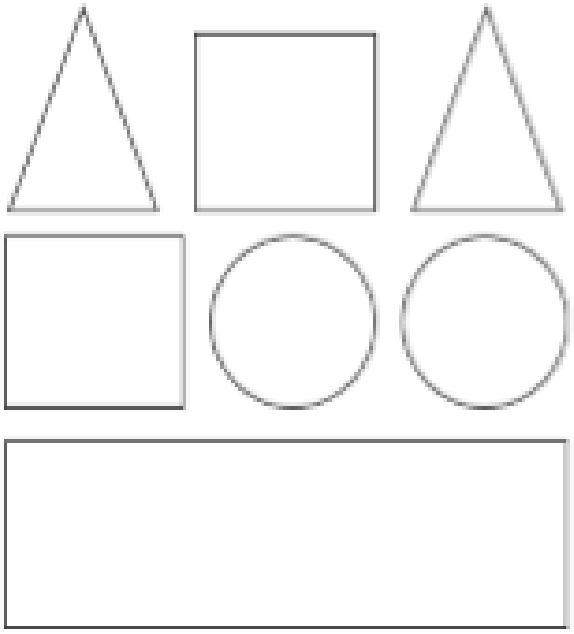

- The circle in the middle is blue.
- The circle on the right is red.
- The shape up from the right circle is green.
- The shape down from the circles is green.
- The square to the left of the green triangle is red.
- The four-sided shape up from the rectangle is blue.
- The triangle on the left is red.

Writing: describe your dreams, hopes and goals for Year 2. Friday 17th July

Today, you will be creating a dream jar. You will be drawing and labelling your hopes and dreams for Year 2.

You can fill you dream jar with what you want to do in Year 2 or draw pictures of things you want to get better at in Year 2.

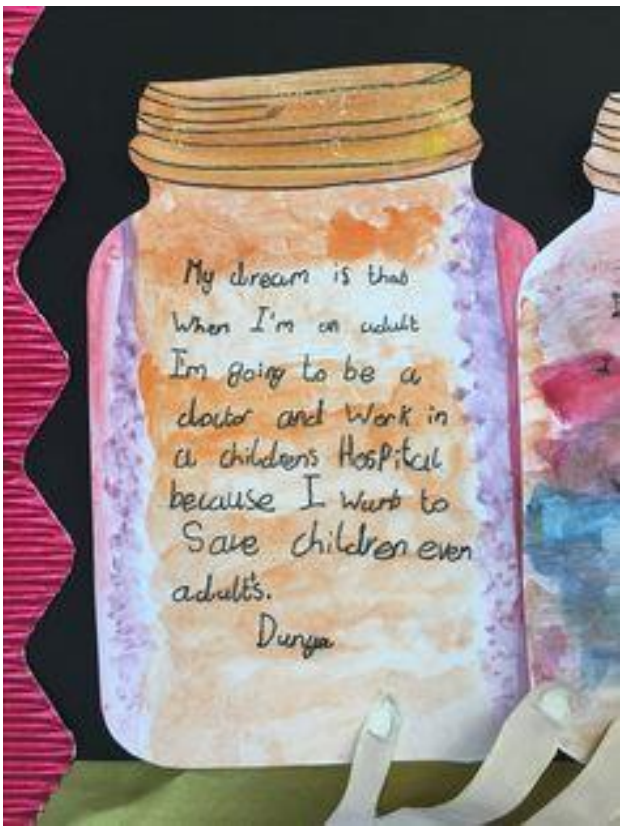

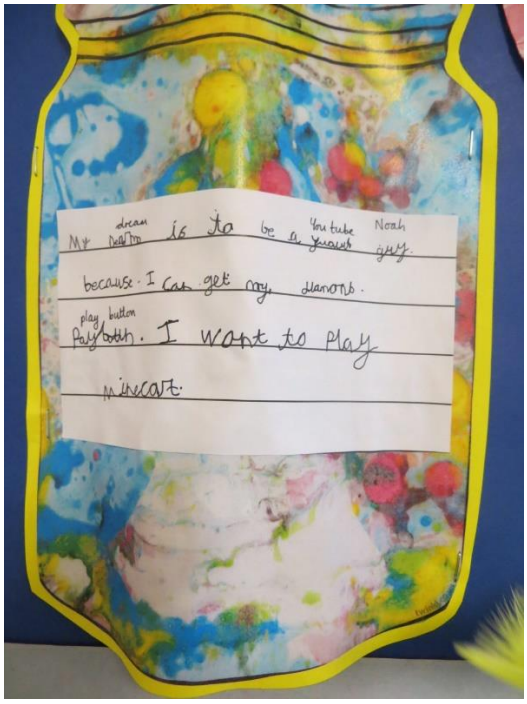

You can decorate your dream jars anyway you like.



MY DREAM JAR

Phonics Friday 17th July

This week we will be reviewing the graphemes that make an or sound.

Today we will be looking at the 'oar' grapheme.

Draw the sound buttons and bars on each word to read the word.



Computing: coding

Click on the link:
https://code.org/minecraft

1. Click on the game you want to play:

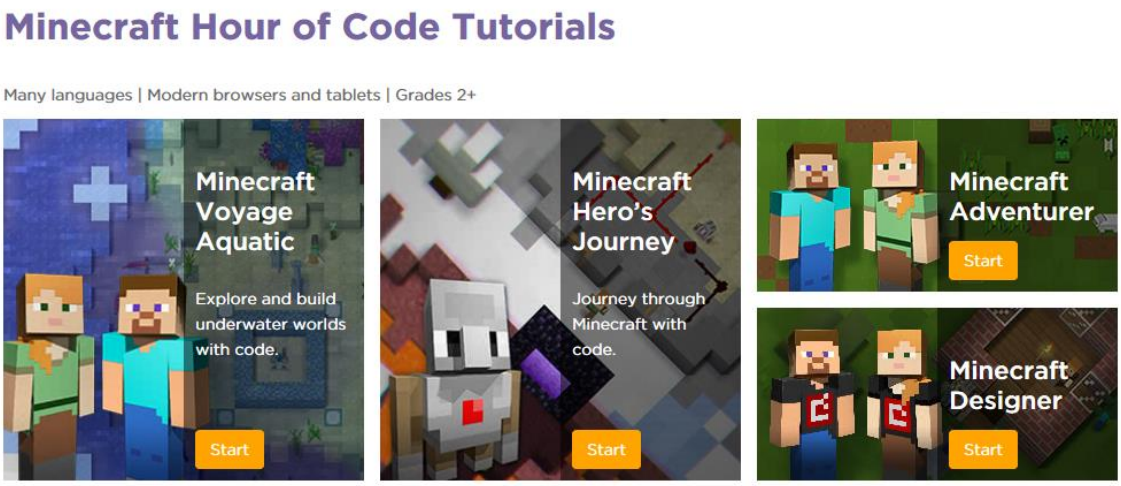

2. Watch the video tutorial.

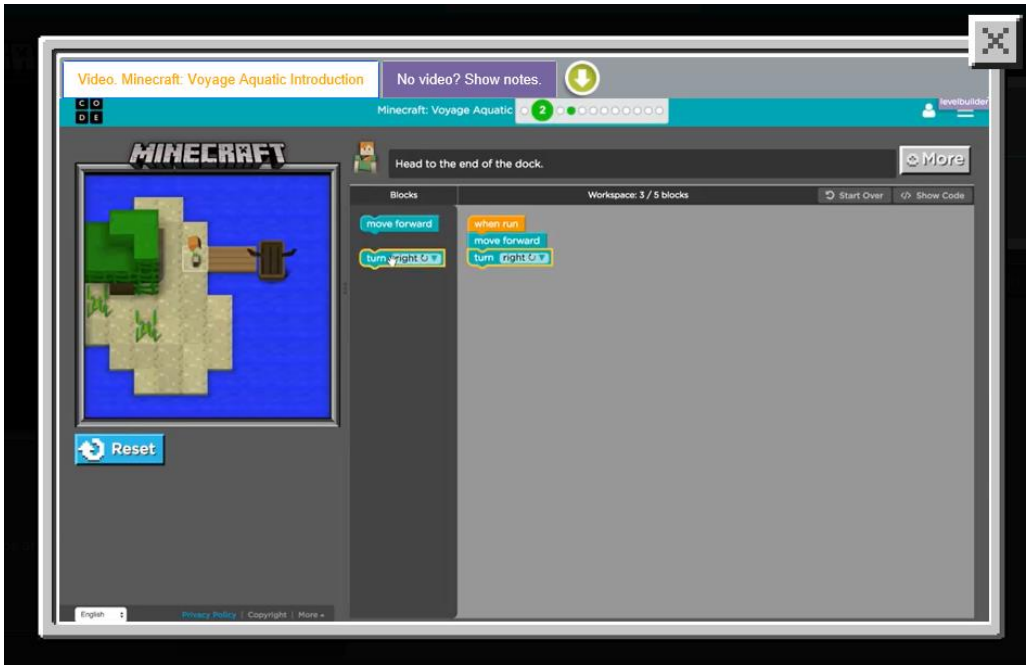

3. Select you character

4. Read the instructions carefully

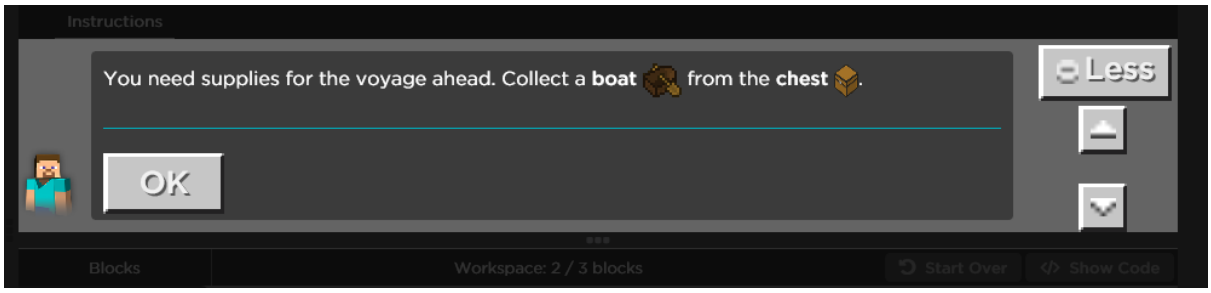

5. Play!

Spanish: Days of the week

Watch the video:

https://www.bing.com/videos/search?q=days+od+the+week

Read the days of the week with a grown up. Have a go at saying them out-loud.

English	Spanish	Phonetic
Sunday	domingo	doh-meen-goh
Monday	lunes	loo-nayss
Tuesday	martes	mahr-tayss
Wednesday	miércoles	mee-air-coh-layss
Thursday	jueves	whay-vayss
Friday	viernes	vee-air-nayss
Saturday	sábado	sah-bah-doh

When you have practised sorting the words, stick them down on this template and draw something that you might usually do on that day. You can keep and display your chart so you can use the Spanish instead of English every day.

Spanish	English	What I might do on this day...

Hoy es... (Today is...) _____