

## GROUP 2

### Year 1 Home learning pack

Monday 6<sup>th</sup> July – Friday 10<sup>th</sup> July

<b>Monday</b>	Maths - Starter. Identify and name 2D shapes – shape hunt Phonics - *Teacher video* Reviewing graphemes with the long 'u' sound. Focus - oo English – Exploring and re-telling The Three Little Pigs story Thematic - Write questions to find out about the past. Please read a book
<b>Tuesday</b>	Maths - Starter. Compare and sort 2D shapes. Phonics - Reviewing graphemes with the long 'u' sound – Focus: ue English – Sequence the story of The Three Little Pigs Science - Describing materials Please read a book
<b>Wednesday</b>	Maths - Starter. Identify and name 3D shapes. Phonics - Reviewing graphemes with the long 'u' sound – Focus - 'u_e' English – Describe The Big Bad Wolf RE- Identifying religious symbols Please read a book
<b>Thursday</b>	Maths - Starter. Identify and sort 3D shapes Phonics - Reviewing graphemes with the long 'u' sound – Focus: ew English- Draw or make a model of The Big Bad Wolf Spanish - Spanish greetings Please read a book
<b>Friday</b>	Maths - Starter. Sort and compare 3D shapes. Phonics - Review all graphemes with the long 'u' sound. English – Write sentences to describe The Big Bad Wolf PE - Wake up, shake up. Please read a book

# GROUP 2

Monday 6 <sup>th</sup> July	
Maths	Starter. Identify and name 2D shapes – shape hunt
Phonics	*Teacher video* Reviewing graphemes with the long 'u' sound. Focus - oo
Writing	Exploring and re-telling The Three Little Pigs story
Thematic	Write questions to find out about the past.

## Maths: 6.7.20


### Section 1

What's next?

2	4	6	8			
---	---	---	---	--	--	--

### Section 2

Add 1 more flower.



There would be  flowers altogether

### Section 3

What's the missing number?

$$8 - \square = 6$$



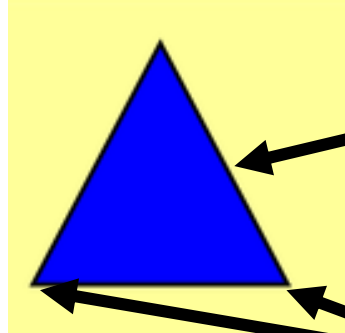
## GROUP 2

Maths main activity: identify and name 2D shapes 6.7.20

2D shapes are flat. You cannot pick them up.

They have sides and vertices.

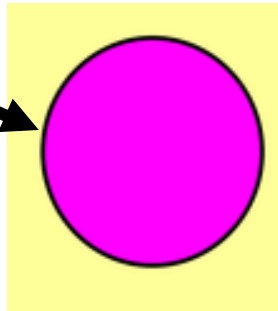
This is a 2D shape.  
It is called a triangle.  
It has 3 straight sides.  
It has 3 vertices (corners)



This is a side. It is straight.

These are vertices.

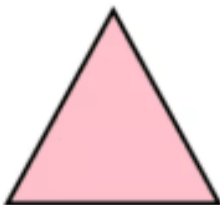
This is a curved side.



This is a 2D shape.  
It is called a circle.  
It has 1 curved side.  
It has 0 vertices (corners)


Here are other examples of 2D shapes.

How many vertices does each shape have? What do you notice?



triangle  
3 Sides

\_\_\_\_\_ vertices




quadrilateral  
4 Sides

\_\_\_\_\_ vertices



pentagon  
5 Sides

\_\_\_\_\_ vertices



hexagon  
6 Sides

\_\_\_\_\_ vertices




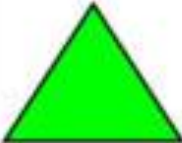



# GROUP 2

Maths: Complete the shape survey 6.7.20



## Shapes Around Us Survey


Use tally marks to record the shapes you see.

## GROUP 2

Phonics: Review graphemes that make the long 'u' sound

6.7.20



Watch the video of your teacher reviewing all the graphemes that make the long 'u' sound which we will be reviewing all week.

Today's grapheme:



Match the pictures to the correct word:



moon



tools



book



spoon



food



boot

## GROUP 2

# GROUP 2

## Writing: Exploring and retelling the story of The Three Little Pigs

6.7.20

Last week, we explored the story of Little Red Riding Hood. In that story was a mean Wolf. We are going to look at another tale this week, which also has a mean Wolf.

Click on the links to watch these stories of The Three Little Pigs:


<https://www.youtube.com/watch?v=jpEBv1GFte4>

<https://www.youtube.com/watch?v=-gdcgnSrUvU>



**TASK:** Re-tell the story by using these finger puppets. Remember, you might want to record yourself so that you can watch it back.

**Cut out the shapes and glue the ends together to make your finger puppets.**



## GROUP 2



# GROUP 2

Thematic: What did people do on their holidays after World War II? (History)

6.7.20

What did people do on their holidays after World War II?

IN THE HOT SEAT



What questions would you ask your grandparents and parents to find out about holidays in the past?



Write your list of questions below. Remember to include question marks.

---

---

---

---

---

---

---

---

---

---



Please send a photo of your questions, so that we can find the answers to your questions. You could also find the answers to your questions by asking your own family and send us your responses.

# GROUP 2

Tuesday 7th June	
Maths	Starter. Compare and sort 2D shapes.
Phonics	Reviewing graphemes with the long 'u' sound – Focus: ue
Writing	Sequence the story of The Three Little Pigs
Science	Describing materials

Maths - 7.7.20


## Section 4

Which line is the longest?

A




B



## Section 5

If Lisa has 4 apples and she shares them equally with Sarah, how many apples will they have each?



## GROUP 2

Maths main activity: compare and sort 2D shapes 7.7.20

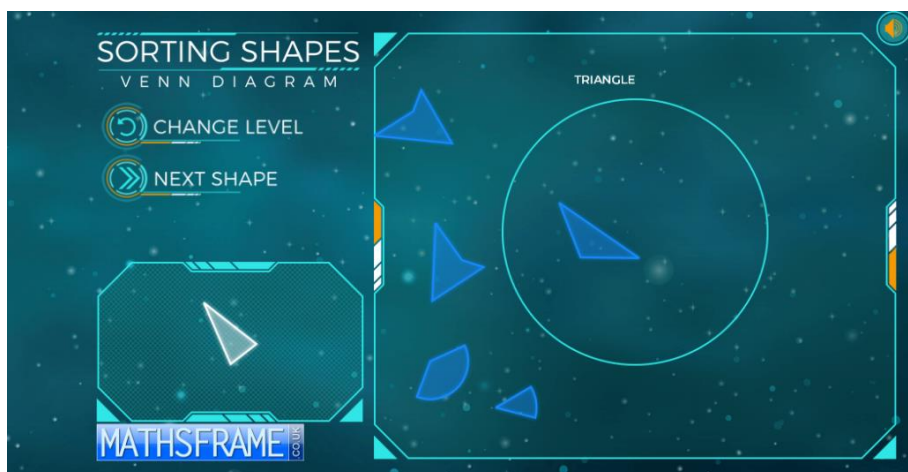
Review:

Mr Ahmed draws this shape on the board. What shape is it?

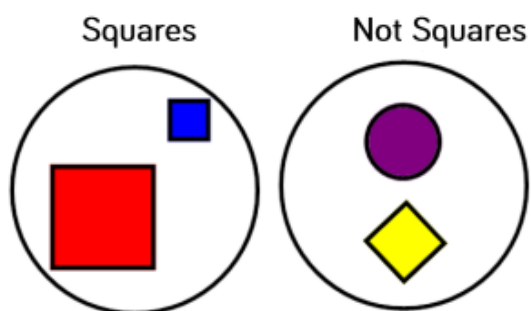


Using your knowledge of 2D shapes, try sorting the shapes on the online game:

Link: [https://mathsframe.co.uk/en/resources/resource/83/sort\\_shapes\\_venn](https://mathsframe.co.uk/en/resources/resource/83/sort_shapes_venn)



Eva has sorted some shapes.



Has she sorted them correctly?

YES          NO          (Circle your answer)

Tell your grown up what you know.

## GROUP 2

Phonics: Review graphemes that make the long 'u' sound

7.7.20

Re-watch this week's phonics video to remind yourself of the graphemes that make the long 'u' sound.

### Today's grapheme



Read the words and draw a picture to match the word.

**glue**



**rescue**



**clue**



**argue**



**cue**



**barbecue**



**fuel**



**statue**

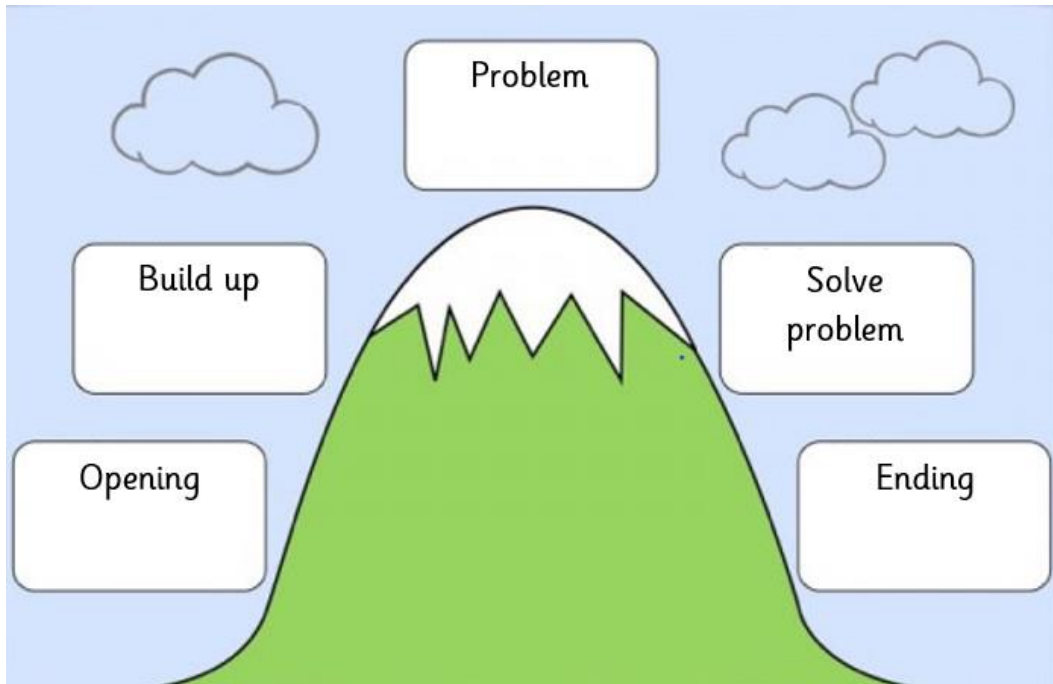


## GROUP 2


## GROUP 2

### Writing: Sequence the story of The Three Little Pigs 7.6.20

Re-watch the teacher video posted on Tuesday 30<sup>th</sup> June about the sequence of stories.



Re-watch The Three Little Pig videos from yesterday to remind yourself of the story and cut and stick these pictures in the correct order of the story.



## GROUP 2

# GROUP 2

Cut and stick the pictures from The Three Little pigs in the right order on here:

1

2

3

4

5

6



## GROUP 2

Science – describing materials. 7.7.20

Watch the link or scan the QR code, to help you describe different materials.


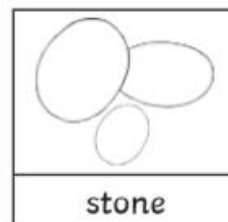

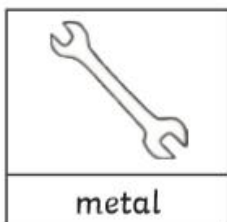
Link: <https://www.youtube.com/watch?v=xOKr462HLc0&feature=youtu.be>




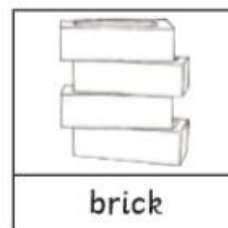
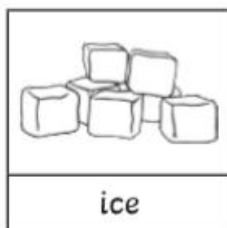
# Objects and Materials

Objects and materials are different and can do different things.

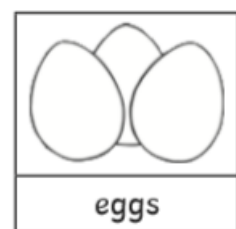
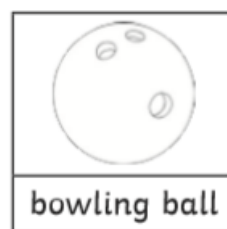
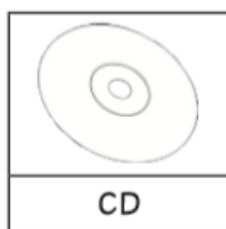
Colour all the **soft** things red.





Colour all the **hard** things green.



Colour all the **smooth** things blue.



Colour all the **rough** things yellow.



# GROUP 2

Wednesday 8 <sup>th</sup> July	
Maths	Starter. Identify and name 3D shapes.
Phonics	Reviewing graphemes with the long 'u' sound – Focus - 'u_e'
Writing	Describe The Big Bad Wolf
RE	Identifying religious symbols

## Maths - 8.7.20

### Section 6

Colour half of these shapes.



### Section 7

Circle the odd numbers:

2                      8                      3  
7                      1                      6

### Section 8

Fill in the missing boxes:

$$2 + \square = 10$$

$$6 + \square = 10$$

## GROUP 2

Maths main activity: identify and name 3D shapes \_\_\_\_\_ 8.7.20

3D shapes are solid and you can pick them up. Visit the link to find out more about 3D shapes.

Link: <https://www.bbc.co.uk/bitesize/topics/zjv39j6/articles/zcsjqty>

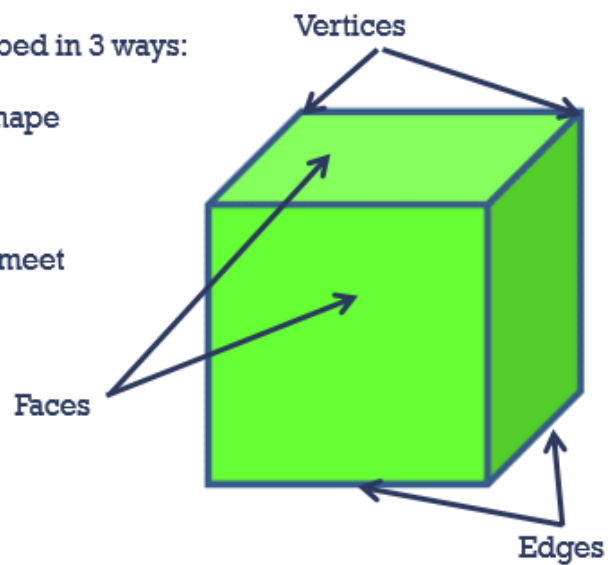


3D shapes can be described in 3 ways:

Faces – the sides of the shape

Vertices – the corners

Edges – where the faces meet



## GROUP 2

### Properties of 3D shapes

Cone



2 Faces  
1 Edge  
1 Vertex

Sphere



1 Face  
1 Edge  
0 Vertices

Tetrahedron




4 Faces  
6 Edges  
4 Vertices

Cuboid



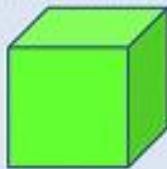
6 Faces  
12 Edges  
8 Vertices

Cylinder



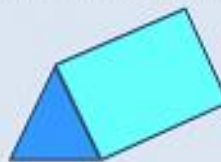
3 Faces  
2 Edges  
0 Vertices

Cube



6 Faces  
12 Edges  
8 Vertices

Triangular Prism



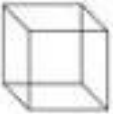





5 Faces  
9 Edges  
6 Vertices

Square-based pyramid



5 Faces  
8 Edges  
5 Vertices

Can you find examples of these 3D shapes around your home? You can draw or label the objects you find in the table below.

cube	sphere	rectangular prism	pyramid	cone	cylinder
					

## GROUP 2

Phonics: Review graphemes that make the long 'u' sound

8.7.20

Re-watch this week's phonics video to remind yourself of the graphemes that make the long 'u' sound.

Today's grapheme:



### 4 in a row game

use	cube	tube	huge
tune	cute	costume	consume
fume	mule	volume	fuse
duke	acute	reduce	infuse

Choose a word and read it.  
Your partner must agree it is correct.  
If correct, cross off the word.  
The first person to get 4 in a row is the winner.

## GROUP 2

### Writing: Describing The Big Bad Wolf 8.7.20

Circle the word/words that best describe The Big Bad Wolf:



scary

happy

sad



fun

mean

tall



evil

loud

shy



small

kind

hungry


## GROUP 2

RE: identifying religious symbols. 8.7.20

What is a symbol?

A symbol is a mark or character used to represent something.

Do you know what each of these symbols represents?




Logos courtesy of Wikipedia commons sources: Oalexander, Cbuckley, Econt, Kyrto- granted under creative commons licence - attribution

### Religious symbols of Islam


The Star and Crescent

This symbol features on the flags of Muslim countries such as Turkey and Pakistan.



The name 'Allah'


This is very important. Certain words in Arabic script are symbols which represent Islam and this is one of them.




## GROUP 2

**Religious symbols of Christianity**


The cross is the most common symbol associated with Christianity. It stands for Jesus' death and suffering on the cross during the crucifixion. It also symbolises the resurrection.



The fish is another sign of Christianity. It was originally a secret sign used by early persecuted Christians to show they believed in and followed Jesus.




The dove is a Christian symbol of the Holy Spirit. In the Bible story, a dove returned to Noah with an olive branch and so the dove is seen as a sign of hope.



**Religious symbols of Sikhism**

The Khanda is the symbol of Sikhism.

The double-edged sword known as a Khanda, appears in the centre of the symbol which represents divine knowledge. The circle around it is known as the Chakar which represents God as eternal perfection. The Chakar is surrounded by two curved swords called kirpans which represent responsibilities to society and spirituality.





## GROUP 2


RE task: After reading the research, draw associated symbols for each religion in the table below.

Christianity	Islam	Sikhism

Extension: Can you find any other religious symbols, through your own research to add to your table?

Could you design symbols of things that important to you?

Why did you include these things?






# GROUP 2

Thursday 9 <sup>th</sup> July	
Maths	Starter. Identify and sort 3D shapes
Phonics	Reviewing graphemes with the long 'u' sound – Focus: ew
Writing	Draw or make a model of The Big Bad Wolf
Spanish	Spanish greetings









## Maths

9.7.20

Example:

	+		=	
<b>3</b>	+	<b>2</b>	=	<b>5</b>

Questions:

<b>1</b>		+		=	
		+		=	
<b>2</b>		+		=	
		+		=	
<b>3</b>		+		=	
		+		=	

## GROUP 2

Maths main activity: identify and sort 3D shapes. 8.7.20

Visit these sites to play some games to identify and sort 3D shapes:

[http://resources.hwb.wales.gov.uk/VTC/sorting\\_3d\\_shapes/eng/Introduction/SortShapesPop.htm](http://resources.hwb.wales.gov.uk/VTC/sorting_3d_shapes/eng/Introduction/SortShapesPop.htm)



<https://www.education.com/game/3d-shapes-ice-cream-attack/>



## GROUP 2

Phonics: Review graphemes that make the long 'u' sound

18.06.20

Re-watch this week's phonics video to remind yourself of the graphemes that make the long 'u' sound.

Today's grapheme

ew like in



stew

n	u	g	s	c	a	g	g	p	s	f	d
e	w	h	h	b	f	r	r	b	t	l	e
w	p	c	r	e	w	d	e	l	e	e	w
t	e	n	e	w	k	v	w	e	w	w	f
h	s	l	w	g	n	w	a	w	b	a	c
o	c	c	r	v	e	k	r	d	r	e	w
q	r	h	y	f	w	a	c	x	k	r	o
g	e	e	x	e	y	i	w	z	g	e	v
c	w	w	p	w	p	c	h	n	b	l	b
n	w	i	w	t	h	r	e	w	b	y	h

- |         |         |          |           |
|---------|---------|----------|-----------|
| 1. dew  | 5. chew | 9. grew  | 13. screw |
| 2. few  | 6. crew | 10. knew | 14. shrew |
| 3. new  | 7. drew | 11. newt | 15. threw |
| 4. blew | 8. flew | 12. stew |           |

## GROUP 2

Writing: Draw or make a model of The Big Bad Wolf 8.7.20

Now you have explored lots of describing words for The Big Bad Wolf, we would like you to draw or make a model (e.g. with playdough or recycled items) of The Big Bad Wolf. Once you have finished, think of some adjectives to describe your wolf. Write them down so that you don't forget them!



Send a picture of your wolf drawing or model to your teacher.

## GROUP 2



### Spanish – Greetings 8.7.20

Learn some Spanish greeting by visiting the link below or by scanning the QR code.

Link: <https://www.bbc.co.uk/teach/supermovers/ks1--ks2-mfl-spanish-greetings-with-ben-shires/zfksqp3>



S1 / KS2 MFL: Spanish greetings with Ben Shires

Teach > Super Movers > MFL



Pause the video to and say the Spanish translations for the greetings out-loud.

# GROUP 2

Friday 10 <sup>th</sup> July	
Maths	Starter. Sort and compare 3D shapes.
Phonics	Review graphemes with the long 'u' sound.
Writing	Write sentences to describe The Big Bad Wolf
PE	Wake up, shake up.

## Maths – 10.7.20

1  $5 + 3 = \square$  

2  $8 + 3 = \square$  

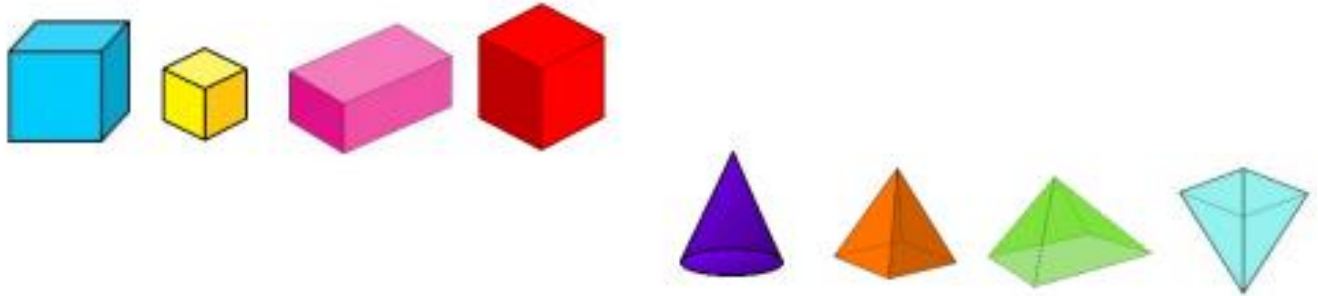
3  $6 + 6 = \square$  

4  $4 + 5 = \square$  

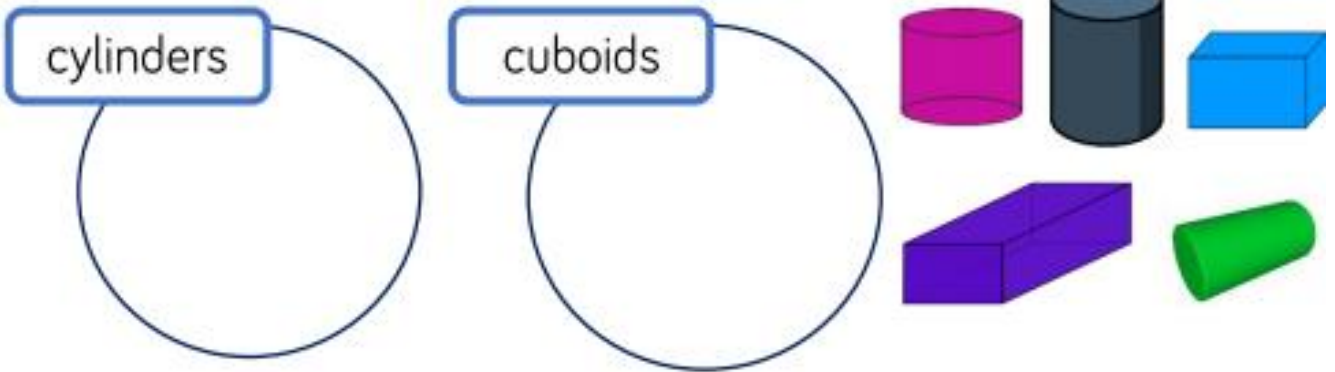
# GROUP 2

Maths main activity: sort and compare 3D shapes. 10.7.20

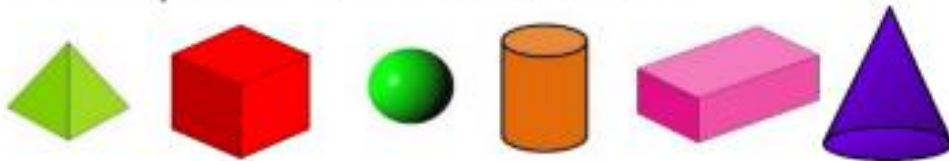
Circle the odd one out in each group.



Sort the shapes into the groups.



Which shapes will roll? Circle them.  
Which shapes will stack? Tick them.





## GROUP 2

Phonics: Review graphemes that make the long 'u' sound

10.7.20

Re-watch the video from Monday to review all graphemes that make a long 'u' sound.

Fun!

### Highlight a Long u Word

Highlight the long u words. Then write the long u words.

fuse	lump	rude	mud	due
must	clue	club	dude	hum
tune	plum	mute	June	stuff
duke	flute	stump	use	prune
fluff	mule	glue	shut	blue

Write the long u words.

-----	-----	-----
-----	-----	-----
-----	-----	-----
-----	-----	-----
-----	-----	-----

## GROUP 2

Writing: Write sentences to describe The Big Bad Wolf

10.7.20



**TASK 1: Finish the sentences using appropriate describing words:**

The Big Bad Wolf has \_\_\_\_\_ teeth.

The Big Bad Wolf has a \_\_\_\_\_ tail.

He is \_\_\_\_\_.

He is \_\_\_\_\_.

The Big Bad Wolf is \_\_\_\_\_ and \_\_\_\_\_.

**TASK 2: Write your own sentence to describe The Big Bad Wolf**

---

---



Please send us a photo of your writing so that we can give you feedback.

## GROUP 2

PE – Wake up, shake up 10.7.20

Visit the link or scan the QR code to find a variety of 10-minute activities based on Disney films that count towards a child's 60 active minutes per day

Link: <https://www.nhs.uk/10-minute-shake-up/shake-ups>



### 10 Minute Shake Up games

Change4Life and Disney have teamed up again to bring you new Shake Up games inspired by Disney and Pixar's *Toy Story 4* and *Incredibles 2*, and Disney's *The Lion King* and *Frozen*. These 10-minute bursts of fun will really get your kids moving and count towards the 60 active minutes they need every day!

