

Group 2

Year 1 Home learning pack

Monday 13th July – Friday 20th July

Monday	Maths - Arithmetic starter. Position and direction Phonics – Review the grapheme: 'au' English – Writing questions sentences Thematic - How have seaside holiday's changed overtime? Please read a book
Tuesday	Maths – Arithmetic starter. Position and direction Phonics – Review the grapheme: 'aw' English – All about me and my family – writing statements Science – End of term assessment – materials Please read a book
Wednesday	Maths - Arithmetic starter. Position and direction Phonics - Review the grapheme: 'or' English – Our favourite memories of Year 1 – writing statements RE- exploring the Hajj – Muslims pilgrimage to Mecca Please read a book
Thursday	Maths – ordinal numbers starter. Position and direction Phonics - Review the grapheme: 'ore' English - Describe your feelings/ emotions Art – making patterns PE – PE with Joe Wicks Please read a book
Friday	Maths - Shape starter. Position and direction Phonics - Review the grapheme: 'oar' English – Dream jar Computing – An hour of code – Minecraft Spanish – days of the week Please read a book

Monday

Maths - Arithmetic starter. Position and direction
Phonics – Review the grapheme: 'au'
English – Writing questions sentences
Thematic - _How have seaside holiday's changed overtime?
Please read a book

Maths arithmetic starter

Monday 13th July



1 duck

and



3

ducks make

ducks.



2 ducks

and

0

ducks make

ducks.



4 ducks

and



1 duck


make

ducks.



3 ducks

and



2

ducks make

ducks.

Watch this video clip:

<https://www.bbc.co.uk/bitesize/topics/z2grd2p/articles/zwv6b82>



Directions and turns

Directions and **turns** can be used to explain a **journey**.

Directions are instructions like 'three steps forward' or 'one step backwards'. These tell you how far to go.

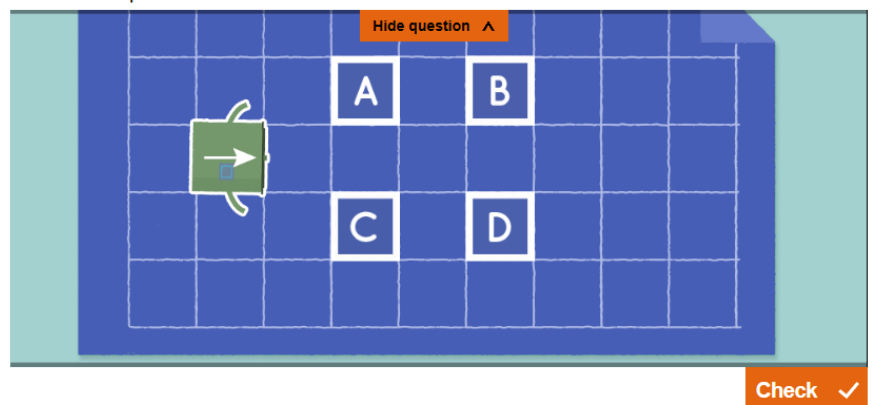
Turns can be clockwise (the same way the hands on a clock move) or anti-clockwise (the opposite way to a clock's hands).

You can turn a quarter, half or complete turn - this would take you back to where you started.



TASK 1: Using the website link above, scroll down and have a go at the activity.

☐ Follow the instructions and place Square on the correct box: 1. Three steps forward 2. Quarter turn clockwise 3. One step forward 4. Quarter turn anticlockwise 5. One step forward.



TASK 2: Instruct a person in your family to move using the directional language below:

forwards backwards left right half turn quarter turn full turn



You will soon be moving to Year 2 and you may have lots of questions about Year 2.

Today, we would like you to write a list of questions to ask your new Year 2 teachers.

Just a reminder about questions:



Link: <https://www.youtube.com/watch?v=TcVPNBG2bJw>

Task: Write a list of questions to ask the current Year 2 teachers:

Remember to include a capital letter and a



What _____

Where _____

When _____

How _____



Please send us a photograph of your questions so we can get the answers to these.

Phonics Monday 13th July

This week we will be reviewing the graphemes that make an or sound.

Today we will be starting with 'au'.



Watch the link : <https://www.youtube.com/watch?v=RBPlvgL89jQ> or scan the QR code.



Draw the sound buttons and bars to read the words:

Paul	haunt	sauna	launch
------	-------	-------	--------



Thematic: How have seaside holiday's changed overtime? Monday 13th July

Starter:



Think about what you learnt from the last thematic lesson. You had discussions with your grown-ups/grandparents who shared their experiences of holidays they went on.

It is your turn to think about your own experiences of holidays that you have been on. If you haven't been on holiday, think about a fun day out you have been on.



What's the same? What is different? Was your holiday in the UK? Was it abroad in another country?

Main task:

Complete the timeline in chronological order. Draw lines to the right place on the timeline. The first one is done for you. They need to go in order from holidays during Victorian times, post war to holidays today. Look at the dates to help you.

Chronological order

A list or explanation of events in the order in which they happened



1847 - Cadbury brothers open their factory in Bournville



1814
Steam train
invented

1943 - Birmingham Blitz



1837 - Seaside holidays



2020

1800

Trips to the country



Today - holidays abroad



1950 - Butlins Pontins resorts open


Tuesday

Maths –Timetable starter. Position and direction
Phonics – Review the grapheme: 'aw'
English – All about me and my family – profile
Science – End of term assessment – materials
Please read a book

Maths arithmetic starter

Tuesday 14th July

4 a day – please show your working out




$$2 \times 4 = \underline{\quad}$$



$$3 \times 5 = \underline{\quad}$$



$$2 \times 5 = \underline{\quad}$$



$$5 \times 5 = \underline{\quad}$$

Maths main activity: Position and direction (practical)

Tuesday 14th July

Re-watch yesterday's video clip:

Watch this video clip:

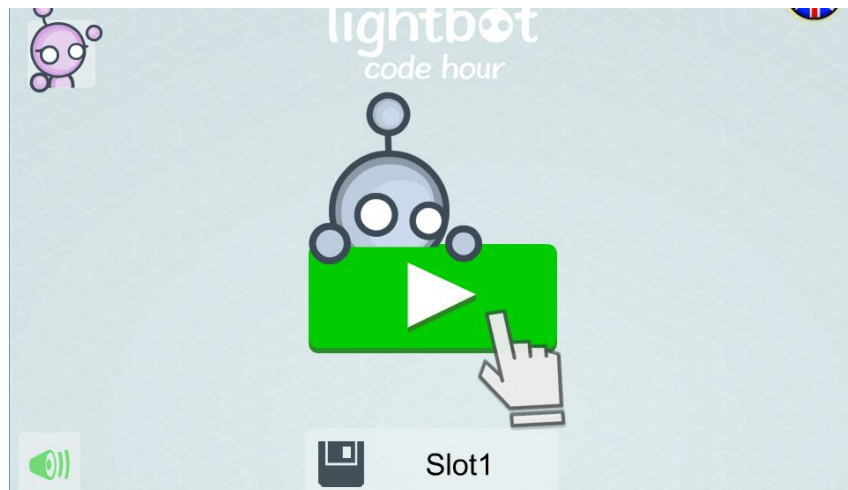
<https://www.bbc.co.uk/bitesize/topics/z2grd2p/articles/zwv6b82>



TASK: Explore directional language using lightbot.

Click on this link:

<https://lightbot.com/flash.html>



Writing: write statements for a personal profile. Tuesday 14th July

In preparation to Year 2, your new teachers would like to find out more about you.
This week you will be creating a personal profile all about you!

Today you will be writing about you and your family.

Example:

All about me and my family

My name is Charlotte Holden and I am 32 years old. I love my job as a teacher and I have been teaching at Northfield Manor for 11 years.
Wow, what long time that is! My favourite lesson is PE because I enjoy playing team sports especially netball. My favourite author is Jane Austen and I have read all of her books!


I have a twin sister called Kerry (but we call her Kez) and two brothers called Kane and Jordan. My sister is 7 minutes older than me so I am the little sister.

I will eat almost anything but my favourite dish is curry goat with rice and peas because it reminds me of my Nanny.




Now it's your turn. Task: Write all about you.

















where ? local area school


classroom
teacher
children
friends
learn



Lessons

 English	 Maths	 Science	 PE	 Computing	 Languages
 Topic Work	 Geography	 History	 RE	 Art	 Design and Technology

morning
afternoon
break
lunch time
assembly



All about me and my family


My name is _____ .

I am _____ years old.

My best lesson is _____ .

I like _____

I dislike _____



Phonics: Tuesday 14th July

This week we will be reviewing the graphemes that make an or sound.

Today we will be looking at the 'aw' grapheme.



Read the words below and draw a picture to match each word.

yawn



saw



crawl



paw



Science: End of term assessment – Materials. Tuesday 14th July

1. Draw a line to match each object with the material they are made from.



plastic

fabric

metal

wood

2. Circle **three** objects that are made from metal.



3. What material are these made of?



4. Look at these five materials.



wood



metal



plastic



fabric



glass

Which of these materials would be the best to use for the following objects?



jumper



ring



ball



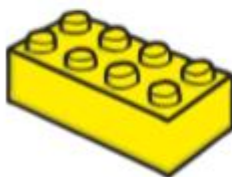
door



window

--	--	--	--	--

5. Draw circles around these objects to sort them into four sets of different materials.



Wednesday

Maths - Arithmetic starter. Position and direction

Phonics - Review the grapheme: 'or'

English – Our favourite memories of Year 1 – writing statements

RE- exploring the Hajj – Muslims pilgrimage to Mecca


Please read a book

Maths arithmetic starter

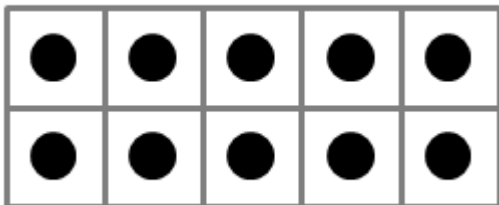
Wednesday 15th July

4 a day – please show your working out

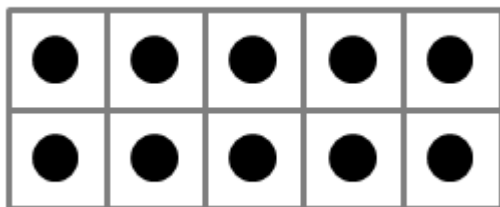
1. $10 - 8 =$ _____



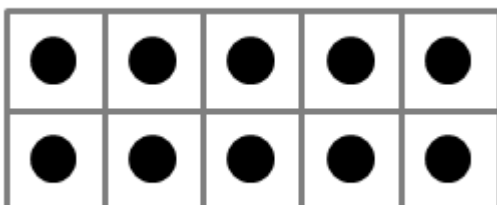
2. $10 - 6 =$ _____



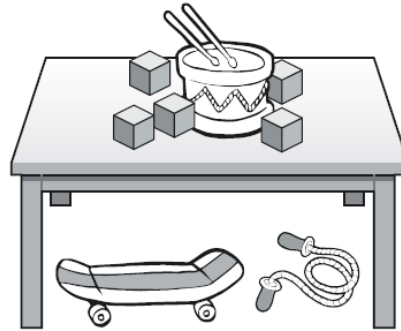
3. $10 - 5 =$ _____




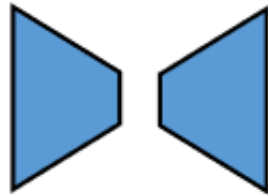
4. $10 - 3 =$ _____



- 2 Underline the correct words to complete each sentence.



- a The drum is **on top of** / **underneath** / **beside** the table.
b The skateboard is **on top of** / **underneath** / **beside** the table.
c The toy car is **inside** / **between** / **outside** the table and the toy box.



The blue shape has turned a _____ turn.

The green shape has turned a _____ turn.

full

half

Writing: write statements for a personal profile. Wednesday 15th July

Today, you will continue to write your personal profile for your new teachers. You will be writing about your favourite memories of Year 1.

What are your favourite memories of Year 1?


Here are a few memories we have shared together this year:




Our trip to West Midlands Safari Park



World Book Day



Our visit from Mo – the animal expert



Winning the X-mas factor!




Can you think of any others?

Complete the sentence below:

OUR 
Memories

My favourite memory of Year One is ...

Draw a picture of this memory:




This week we will be reviewing the graphemes that make an or sound.

Today we will be looking at the 'or' grapheme.

<p>or like in</p> <p><small>myeducationstuff.com</small></p>	 <p>storm</p>
---	--

Write, read and
draw a picture.




RE – What is Hajj? Wednesday 15th July

Hajj is the annual pilgrimage made by Muslims to the holy city of Mecca in Saudi Arabia, in the Middle East.


A pilgrimage is a special journey. The Hajj is a pilgrimage to Mecca in Saudi Arabia. It is often called the great pilgrimage by Muslims.

The UK




Why is Mecca important to Muslims?

Think, pair, share.




Mecca





www.pairshare.com

Muhammad was born in Mecca. When Muslims go on this pilgrimage they remember Muhammad's journey to Mecca from Medina with the first Muslims. Mecca is such an important place for Muslims that non-Muslims are not allowed to visit it.



The Prophet and his companions advancing on Mecca, with the angels.



www.pairshare.com

Visit the link or scan the QR code: <https://www.bbc.co.uk/bitesize/clips/z4yr87h>

KS1

A trip to Mecca

Part of [Religious Education](#) | [Islam](#)

Duration 02:42



After watching the video, try to answer the following questions:

Why was Omar excited?

He was going to Mecca		He was staying with Granny	
-----------------------	--	----------------------------	--

How long did Omar stay at Mecca?

3 weeks		2 weeks	
---------	--	---------	--

What did Omar see on his pilgrimage?

People praying		People wearing white	
----------------	--	----------------------	--

What did Omar do on his pilgrimage?

Pray		Sing	
------	--	------	--

Thursday

Maths – ordinal numbers starter. Position and direction

Phonics - Review the grapheme: 'ore'

English- Describe your feelings/ emotions

Art – making patterns

PE – PE with Joe Wicks

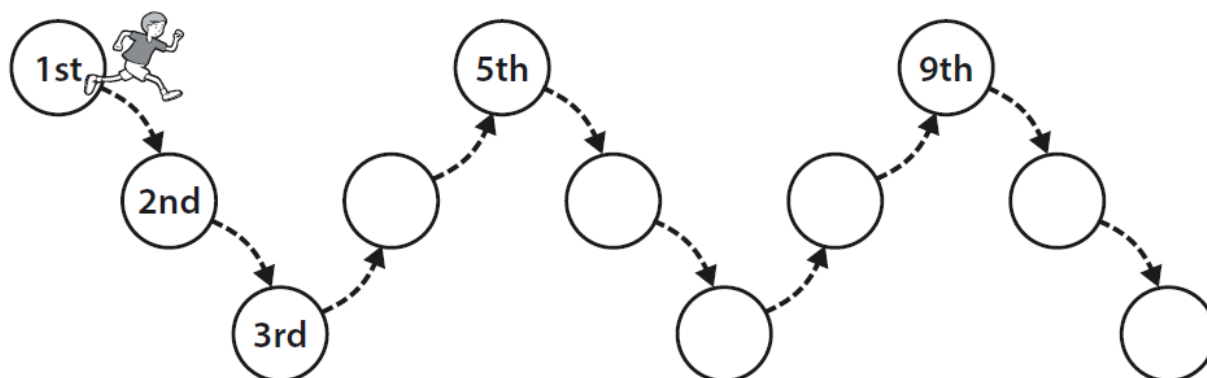
Please read a book

Maths arithmetic starter

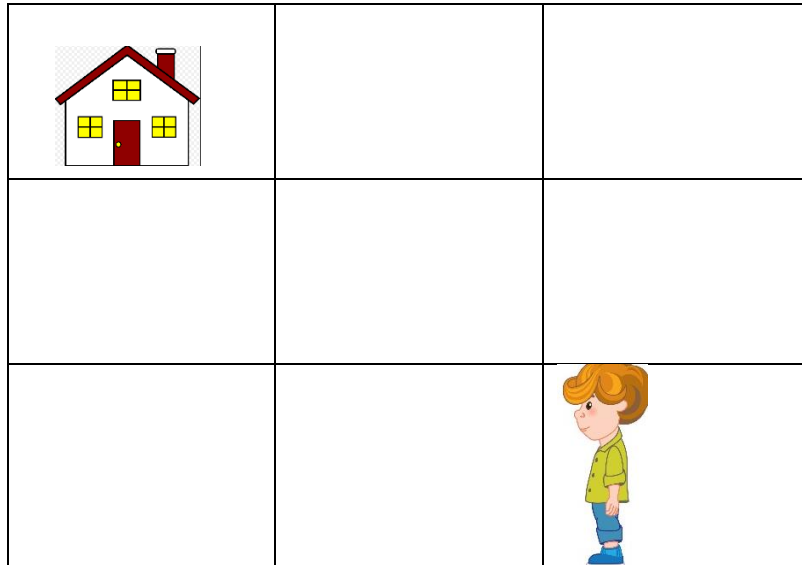
Thursday 16th July

Starter – ordinal numbers

- 3** Write the ordinal numbers on the stepping stones. Some are done for you.



How many routes can the boy take to get home?



Here is an example route:

Forwards 2 squares.

Half turn right.

Forwards 2 squares.

Now it's your turn.

In your exercise book, write as many different routes as you can for the boy to get back home.


Writing: describe your feelings/ emotions

Thursday 16th July

You may be filled with lots of different emotions and feelings about moving to Year 2 and this is perfectly fine! It's good to express how you are feeling.




Task: Write how you are feeling about moving to Year 2 into the heart template:




What are you excited or worried about moving up to Year 2?

I am excited about... (You can draw a picture to show this)



I'm worried about....



This week we will be reviewing the graphemes that make an or sound.

Today we will be looking at the 'ore' grapheme.

ore

Visit the link or scan the QR code:

[https://www.liveworksheets.com/worksheets/en/English_as_a_Second_Language_\(ESL\)/Phonics/Phonics*_ore_trigraph_drag_n_drop_exercise_dk686hx](https://www.liveworksheets.com/worksheets/en/English_as_a_Second_Language_(ESL)/Phonics/Phonics*_ore_trigraph_drag_n_drop_exercise_dk686hx)



Complete the e-worksheet, by matching the pictures to the correct word.

At the sea shore

Can you match the pictures to the words?
Hint: they all contain the sound 'ore'

chore	store	core
		
bored	score	snore
		

In your last art lesson, we looked at two sand artists – Tony Plant and Chris Howarth.

You then had to experiment making patterns and concentric circles using a range of processes. This might have been paint, crayons or felts. It may have been using tools in sand, flour or sugar.

Step 2: Experiment with a range of processes



We would like you to look back and evaluate your art work from that lesson.

Evaluate

Which process do you prefer to create your patterns?



Why?

Discuss with your grown up, which you preferred? What worked well? What didn't work well?

TASK: Think about ways you could improve your art work from last lesson.

Could you use more colours? Do you need to use more concentric circles? Do you need to move any lines? Do you need to try using another tool?

With all of this in mind, create your final art piece. This needs to be your best work. It is up to you to decide how you want to do it. On paper, on car, in sand, in flour... you decide.



Don't forget to send us a picture of your final art work!

PE with Joe – Thursday 16th July

Follow the link or QR code below which will direct you to a variety of PE lessons taught by Joe Wicks.

Choose a lesson and complete it.

How many family members can you get to join you?

Link: <https://www.thenational.academy/online-classroom/pe#subjects>



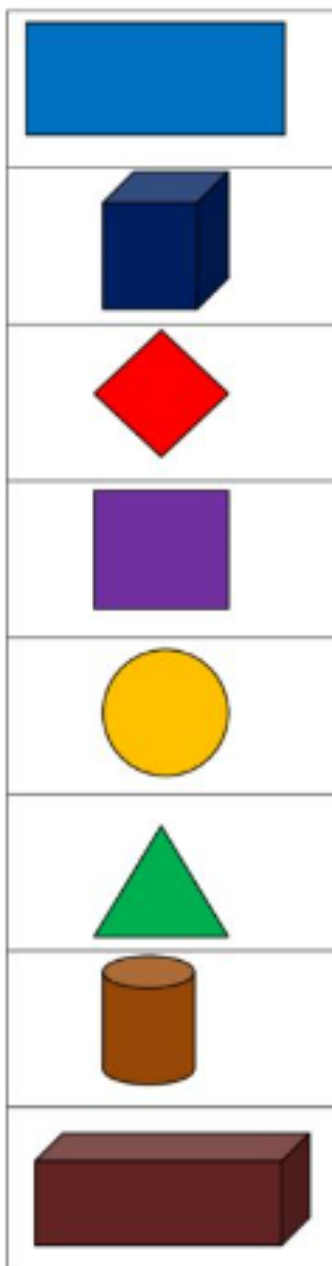
Friday

Maths - Shape starter. Position and direction
Phonics - Review the grapheme: 'oar'
English – Dream jar
Computing – An hour of code – Minecraft
Spanish – days of the week
Please read a book

Maths review starter

Friday 17th July

Match the name of following shapes by joining with a line.



Diamond

Cube

Rectangle

Cuboid

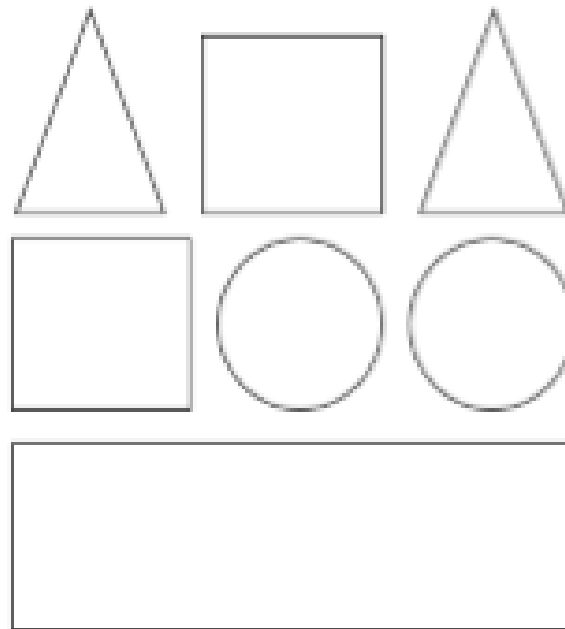
Triangle

Cylinder

Circle

Square

Use the clues to colour the shapes.

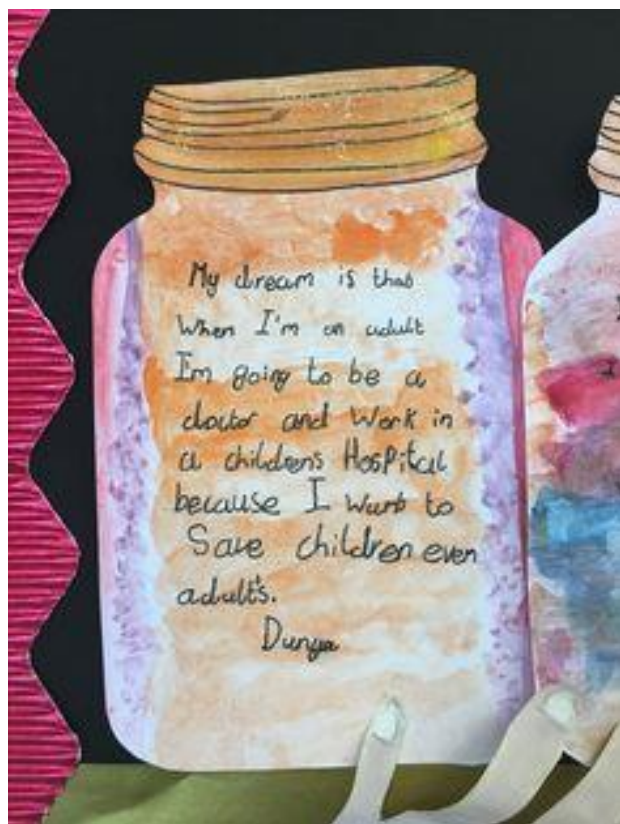
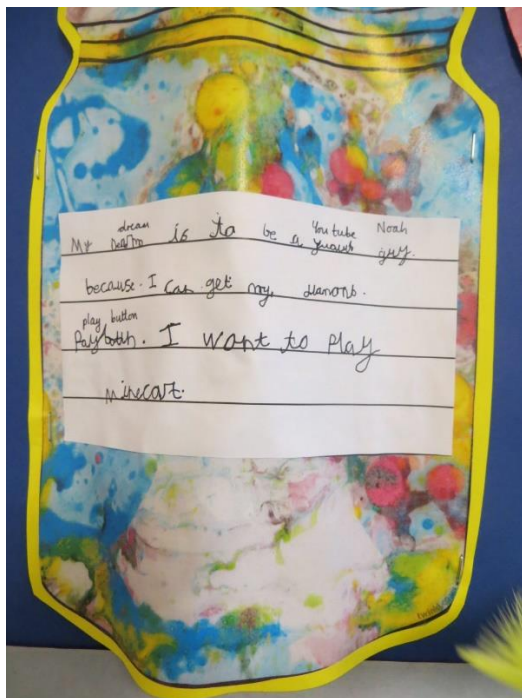


- The circle in the middle is blue.
- The circle on the right is red.
- The shape up from the right circle is green.
- The shape down from the circles is green.
- The square to the left of the green triangle is red.
- The four-sided shape up from the rectangle is blue.
- The triangle on the left is red.


Writing: describe your dreams, hopes and goals for Year 2. Friday 17th July

Today, you will be creating a dream jar. You will be drawing and labelling your hopes and dreams for Year 2.

You can fill you dream jar with what you want to do in Year 2 or draw pictures of things you want to get better at in Year 2.



You can decorate your dream jars anyway you like.

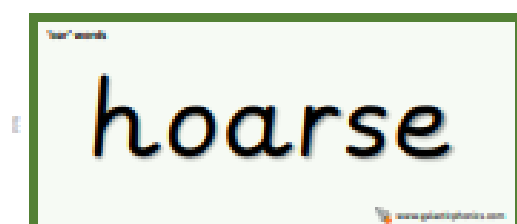

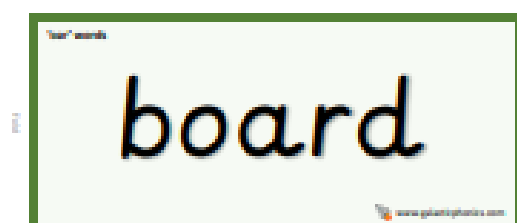

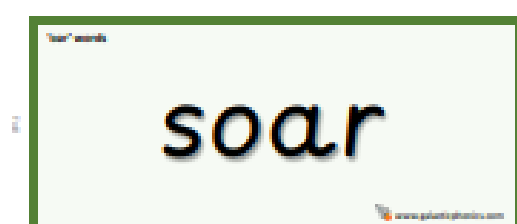

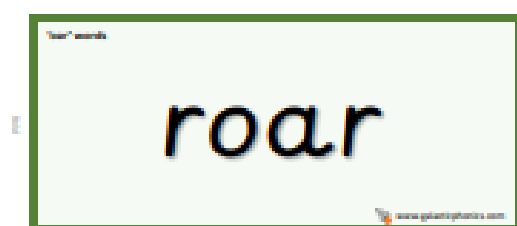
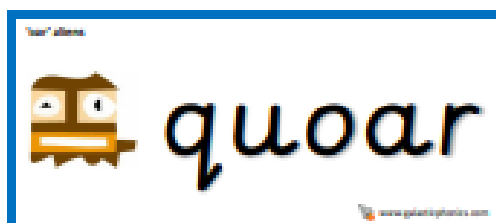
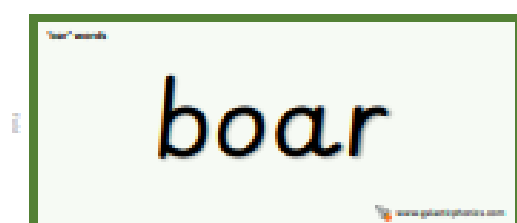
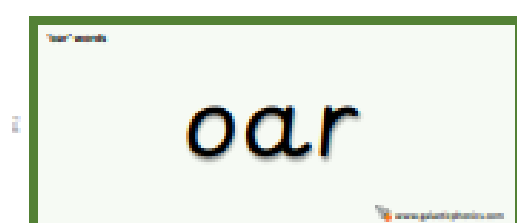


* MY DREAM JAR *

This week we will be reviewing the graphemes that make an or sound.

Today we will be looking at the 'oar' grapheme.

Draw the sound buttons and bars on each word to read the word.



Computing: coding



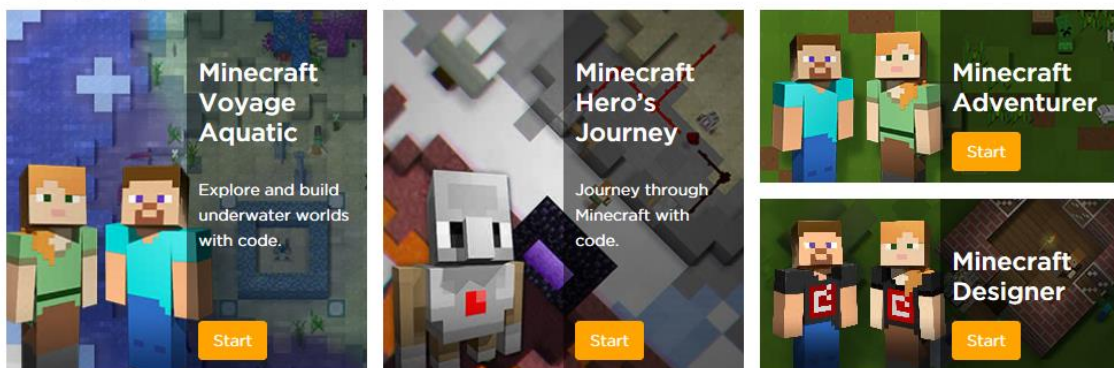
Click on the link:

<https://code.org/minecraft>

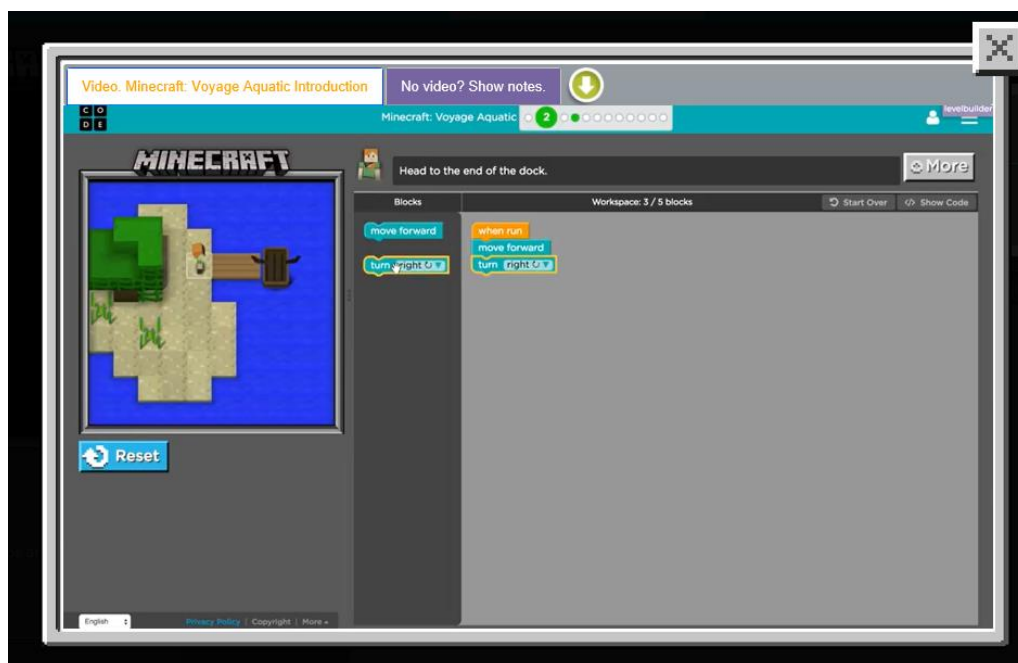
1. Click on the game you want to play:

Minecraft Hour of Code Tutorials

Many languages | Modern browsers and tablets | Grades 2+



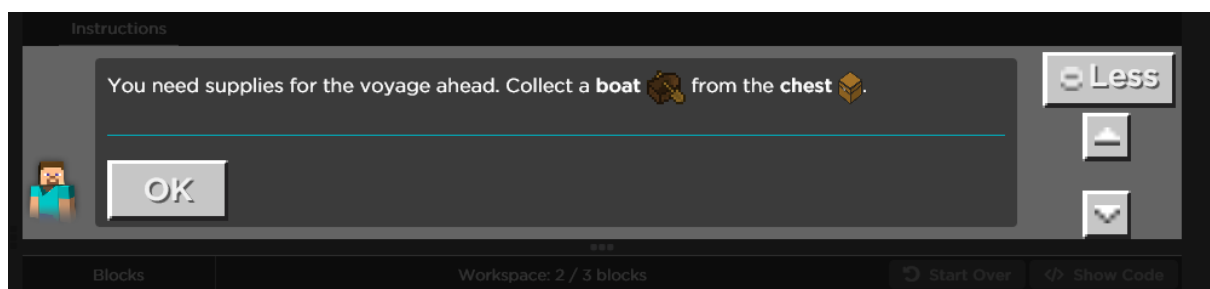
2. Watch the video tutorial.



3. Select you character



4. Read the instructions carefully



5. Play!

Spanish: Days of the week



Watch the video:

<https://www.bing.com/videos/search?q=days+od+the+week>

Read the days of the week with a grown up. Have a go at saying them out-loud.

English	Spanish	Phonetic
Sunday	domingo	doh-meen-goh
Monday	lunes	loo-nayss
Tuesday	martes	mahr-tayss
Wednesday	miércoles	mee-air-coh-layss
Thursday	jueves	whay-vayss
Friday	viernes	vee-air-nayss
Saturday	sábado	sah-bah-doh

When you have practised sorting the words, stick them down on this template and draw something that you might usually do on that day. You can keep and display your chart so you can use the Spanish instead of English every day.

Spanish	English	What I might do on this day...

Hoy es... (Today is...) _____