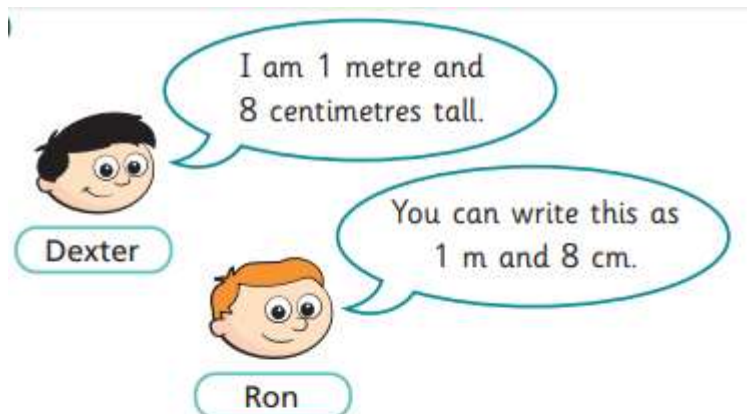


Good Morning,

Here are the answers for Tuesday 2nd June.



Do you agree with Ron? yes

Talk about it with a partner.

Complete the sentences.

a) Dexter is 1 m and 8 cm tall.

b) Dani is 1 metre and 21 centimetres tall.


Dani is m and cm tall.

c) Scott is 1 metre and 11 centimetres tall.

Scott is and tall.

Writing – Accept any relevant adjectives and verbs. Ensure the children are using their phonics to spell words correctly and ask them to change words if they are not sounded out properly.

Reading – Accept any questions that link to the answers.

Wednesday	Maths – Comparing lengths Reading- Grandad's island-generate own questions Writing – Use of similes	Art - Compare Bruegel's landscapes. 
------------------	---	---

Wednesday 3rd June - Maths

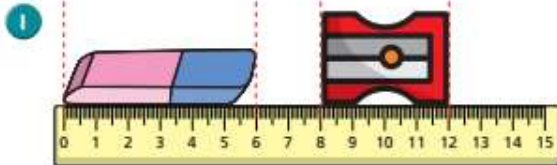
Today we are comparing length. Think carefully about what we know so far about measuring length. Follow the link <https://vimeo.com/403260907> and complete the worksheet.



SCAN ME

Compare lengths

White
Rose
Maths



Choose a word to complete the sentences.

shorter

longer

The rubber is _____ than the sharpener.

The sharpener is _____ than the rubber.

2 Write $<$, $>$ or $=$ to compare the statements.

- a) 9 cm 23 cm
- b) fifty metres 50 m
- c) one metre 1 cm

3 Write digits in the boxes to make the statements correct.

- a) cm $<$ 41 cm
- b) 14 m $<$ m
- c) 14 cm $>$ cm
- d) 12 m $<$ m $<$ 20 m

Is there more than one answer for each?

4 Would you measure each one using centimetres or metres?

Tick your answer.

centimetres metres

- | | | |
|-------------------------------|--------------------------|--------------------------|
| a) the height of a baby | <input type="checkbox"/> | <input type="checkbox"/> |
| b) the length of a pencil | <input type="checkbox"/> | <input type="checkbox"/> |
| c) the height of a school | <input type="checkbox"/> | <input type="checkbox"/> |
| d) the height of your teacher | <input type="checkbox"/> | <input type="checkbox"/> |

What else would you measure in metres?

Wednesday 3rd June - Reading



Think of a few questions you would like to ask Syd and Grandad and write them below.

Syd

Q. _____

Q. _____



Grandad

Q. _____

Q. _____

Who?	What?	Where?
When?	Why?	How?

Think carefully about why you have asked these questions.

Wednesday 3rd June - Writing

I can use a simile

Remind yourself of what a concrete poem is. Refer to yesterday's work and look at the key features.

Today, we will be zooming into the use of 'similes' looking at what they are and how they are used.

Simile- A comparison between two things using 'as' or 'like'

The snake moved like a ripple on a pond.

It was as slippery as an eel.

Your smile is as bright as the sun.

Watch the following clip to develop your understanding of a simile.




https://www.youtube.com/watch?v=2X0OIGF_sb4



Main activity:

Complete these similes.



The sun is shaped like a _____.

The sun is as bright as _____.

The sun is hot like a _____.

The sun looks like a _____.

The sun is as orange as
a _____.

Super challenge: Now in your exercise book, write five sentences to describe yourself using similes.

Optional extra:

Complete the following quiz to consolidate your understanding of what a simile is.

<https://www.educationquizzes.com/ks1/english/similes/>



Wednesday 3rd June - Art

Today we are going to start looking at Pieter Bruegel. Here are a few things you need to know about Bruegel.



Artist: Pieter Bruegel
1525-1569
Netherlands

Bruegel was a painter and printmaker, well known for his landscapes and peasant scenes (genre art)

Genre art is the pictorial representation in any of various media of scenes or events from everyday life



Watch the video <https://www.youtube.com/watch?v=c5BOzhwaWeM>



Compare the two examples of Bruegel's work below. What do they have in common? What is different? What materials do you think he used? E.g. paint, charcoal, pencils, oils, pastels.



The Hunters in the Snow (1565)



Winter Landscape with ice-skaters and a bird-trap (1565)