

Here are your answers for Tuesday 23rd June

$$45 - 4 = 41$$

$$62 - 8 = 54$$

$$80 - 50 = 30$$

$$73 - 34 = 39$$

Match the turn to the description.

A full turn.


A quarter turn clockwise

A half turn anticlockwise

Draw to show what the triangle will look like after each turn.


-
- a) A quarter turn clockwise.
- b) A three-quarter turn anticlockwise.
- What do you notice?


Both triangles are facing the same way.


Wednesday	Maths – Position and <u>direction-</u> Movement and turns Reading - Compare two stories Writing – Write speech between two characters	 Art - Create different textures
------------------	--	--


Wednesday 24th June - Maths

Starter: Arithmetic revision-division

$45 \div 5 =$ <input type="text"/>


$30 \div 10 =$ <input type="text"/>


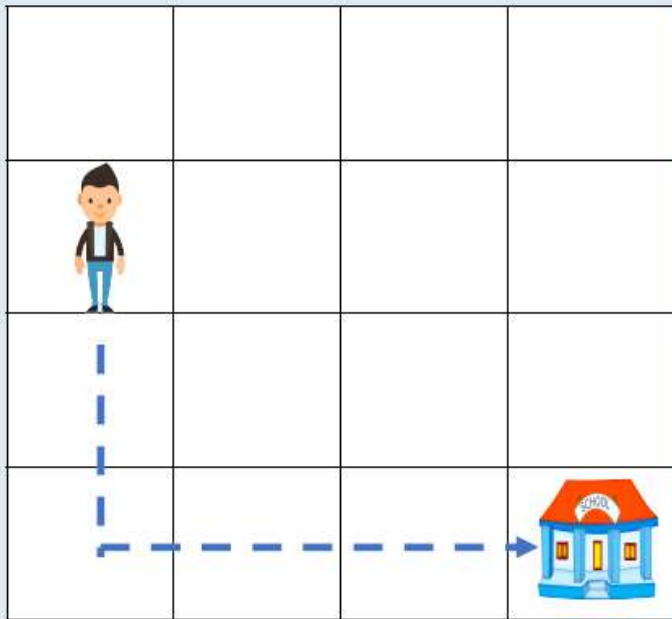
$12 \div$ <input type="text"/> $= 6$


$8 \div 2 =$ <input type="text"/>


Watch the following learning clip <https://www.youtube.com/watch?v=9PjHRziQQJo>



Describe the route Dennis takes to school.



Forward _____ squares.

Turn _____.

Forward _____ squares.

Once you have completed the questions above. Discuss with an adult everything you know about turns and movement. Is there anything you struggled with? If there was something you didn't understand message

your teacher on class dojo.



Super challenge:

Teddy and Amir are both facing the same way.

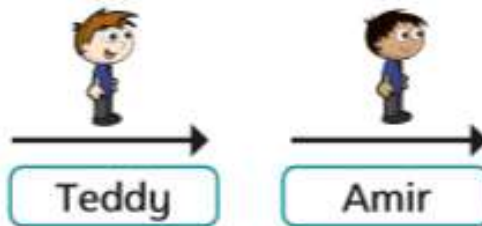
a) Teddy turns left.

Draw an arrow to show the way he is facing now.

b) Amir turns a quarter turn anticlockwise.

Draw an arrow to show the way he is facing now.

What do you notice?



Wednesday 24th June - English



<https://vimeo.com/14595555>

Re-watch the 'A Cloudy Lesson' video. Focus carefully on what the characters might say to each other during different parts of the video. Today you are going to be writing speech between the two characters in order to add it into your diary entry at the end of the week. Can you act out the scene with a member of your family to help with your ideas?

[Empty speech bubble]



[Empty speech bubble]

[Empty speech bubble]



[Empty speech bubble]

[Empty speech bubble]




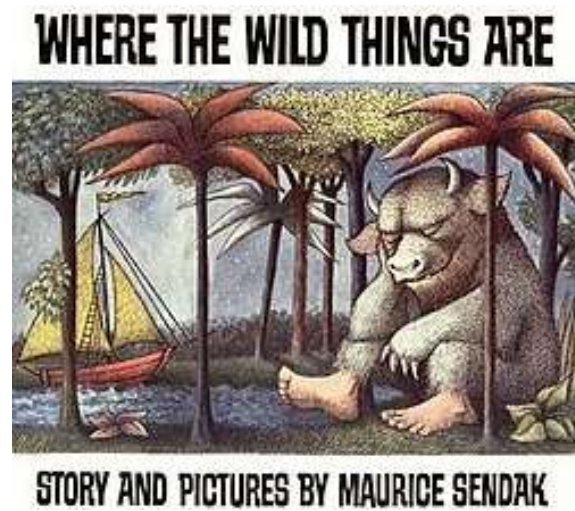
[Empty speech bubble]

[Empty speech bubble]



Wednesday 24th June – Reading

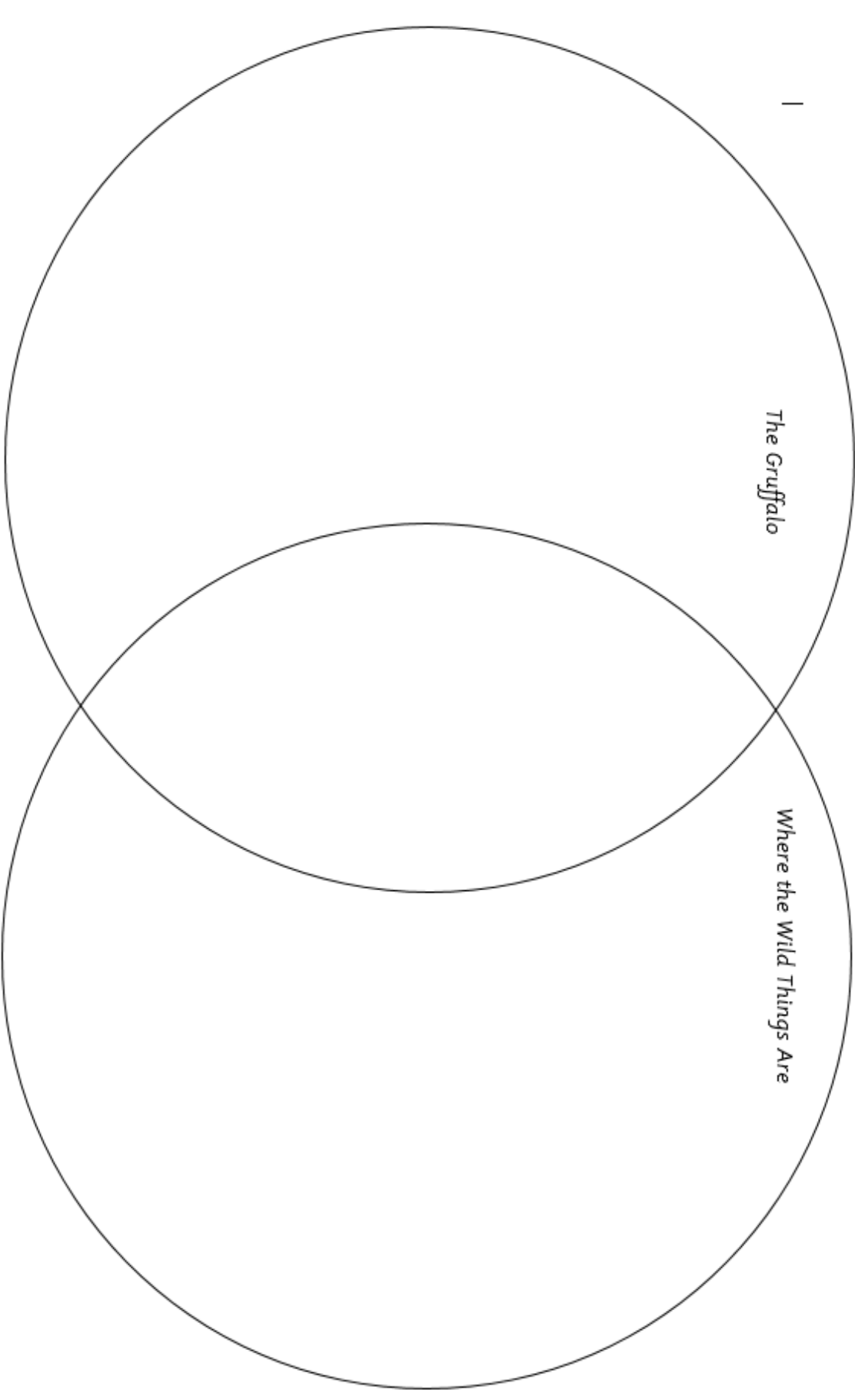
Look over your notes about the two stories you listened to earlier this week. Make comparisons between the stories. What is similar and different about ‘



|

The Gruffalo

Where the Wild Things Are



Wednesday 24th June – Art

Can I make rubbings using appropriate textures?

Can I make rubbings using appropriate textures?

What does texture mean?

Texture, or how something feels when it is touched, is an important part of **art**. **Texture can** be actual, or tactile, which **means** it **can** really be felt; or it **can** be implied or visual **texture**, which just looks as if there **are textures** on a surface that's really smooth to the touch.



How do artists show different textures in drawings or paintings?



Pieter Bruegel



David Hockney



Look at the use of texture for the:
sea sky
trees mountains



Today, you are going to be making rubbings using different textures. Go for a walk around your local area or collect some leaves from your

garden. Place the paper on top of the leaves and shade over the leaves.
Here is an example. - <https://www.youtube.com/watch?v=W66TAqCT4hc>

The rubbings work best when using a pencil or wax crayons.

