

# Here are your answers for Monday 15<sup>th</sup> June

## Maths Starter

Using the number sentences given, write the fact families. Think carefully about how you use the inverse. One has been done for you.

<b>Example</b> 13 + 6 = 19 6 + 13 = 19 19 - 13 = 6 19 - 6 = 13	21 + 11 = 32 11+21=32 32-11=21 32-21=11	15 + 8 = 23 8+15=23 23-15=8 23-8=15	22 + 13 = 35 13+22=35 35-22=13 35-13=22
--	--	--	--

## Main Activity

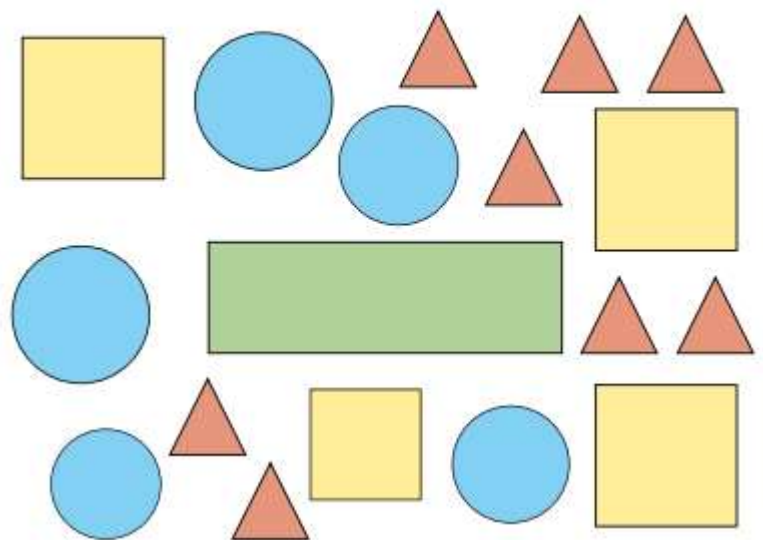
- 2 There are some socks on a washing line.  
The socks are spotty, stripy or plain.



Complete the tally chart.

Sock	Tally
spotty	
stripy	
plain	

Here are some shapes.




- a) Complete the tally chart to show how many of each shape there are.

Shape	Tally	Total
Square		4
Rectangle		1
Circle		5
Triangle		8

## Monday 15<sup>th</sup> June – Reading

1. How does the author describe Earth?
2. What is the planet made up of?
3. List five things you can see in the sea.
4. What are the most important things for people to remember?

1. The author describes earth as a big globe floating in space.
2. Land, sea and sky.
3. Turtle, Whale, Shipwreck, Octopus, Diver etc
4. Look after the planet we live on and be kind.

<b>Tuesday</b>	<b>Maths - Draw pictograms</b> <b>Reading - Here we are questions</b> <b>Writing - Sentence types/ punctuation (revisit and review)</b>	Music - charangayumu - 'Friendship song'  Computing-Coding
----------------	---	---

Tuesday 16<sup>th</sup> June - Draw pictograms

Maths Starter

Using the inverse complete the missing number problems.

$13 + 11 = \underline{\quad}$ $\underline{\quad} - 11 = 13$	$55 + 6 = \underline{\quad}$ $\underline{\quad} - 6 = 55$	$34 + 8 = \underline{\quad}$ $42 - \underline{\quad} = 8$
--	--	--

Main Activity



Today you are going to be drawing pictograms. Watch the video on dojo all about pictograms and complete the questions below.


**True or False ?** Draw pictograms (1-1)

The tally chart and the pictogram both show the same thing.


Colours		Colours	
Red		Red	
Blue		Blue	
Green		Green	
Brown		Brown	

 = 1 person

Complete the pictogram to show how many of each animal there are.




Animal	
Lion	
Elephant	
Giraffe	


Key  
 = 1 animal

There are some flowers in a garden.

- There are 4 sunflowers.
- There is 1 less daffodil than there are sunflowers.
- There are twice as many daisies as daffodils.
- There is the same number of tulips as daffodils.

a) Complete the pictogram.

Key  
 = 1 flower

Flower	
Sunflowers	
Daffodils	
Daisies	
Tulips	

b) How many flowers are in the garden in total?

Tuesday 16<sup>th</sup> June

Writing - Sentence types

I can identify and use different sentence types



Think back to yesterday's work. **What are the key features of an informal letter? Who would we write an informal letter to? Why would we write an informal letter?**

When writing an informal letter, different sentence types are used. The main sentence types used within an informal letter are:

**Statements** - Statements are sentences which tell you something. They always begin with a capital letter and end with a full stop.

**Questions** - Questions are sentences that ask you something. They should begin with a capital letter and end with a question mark.

**Exclamations** - Exclamations are sentences that begin with 'what' or 'how'. They are full sentences, include a verb and end with an exclamation mark.

**Look back at the model texts can you find any examples of these sentence types?**

**Main activity:**

To support you in writing an informal letter successfully, you need to know how to use and apply different sentence types.

**Please write the date and the title into your lined activity book**

### State the facts

Rearrange these words to make statements. Don't forget to use a capital letter and full stop.

shopping went We some food for

---

my local a walk went on I around area

---

we workers clapped for Yesterday key the

---

### Question it

Put a tick by all the **question** sentences.



How are you feeling?

It is raining today.

When do you think we will be back in school?

I miss school and seeing my friends.

What did you do in half term?

What a great sentence this is!

Underline the **exclamations**. Remember, they must start with 'how' or 'what' and contain a verb:

What a fun day I had!

How are you feeling?

Close the door!

How amazing!

What do you have planned next week?

Sit down!

What a delicious cake you have made!



Once you have completed this activity complete the quiz on class dojo.

Tuesday 16<sup>th</sup> June – Reading



Look at the questions below, listen to the story again 'Here We Are (Notes for Living on Planet Earth)' by Oliver Jeffers and see if you can answer the questions

5. Why do we have to look after our bodies?
6. What are the two things that do grow back?
7. What is the person's head filled with?
8. Why do you think it says 'Please?' when the author is explaining that at night we sleep?
9. Why does the author say to use your time on Earth wisely?
10. How many people (and counting) are on Earth?

**Tuesday 16<sup>th</sup> June – Computing**

<https://hourofcode.com/us/learn-> Choose a coding activity of your choice.



**Tuesday 16<sup>th</sup> June – Music**

Ask your class teacher for your charanga login details. You will then have been assigned a package to work through. The package assigned is called 'Friendship'

<https://charanga.com/yumu/login>

