

Here are your answers for Wednesday 24th June

Starter: Arithmetic revision-division

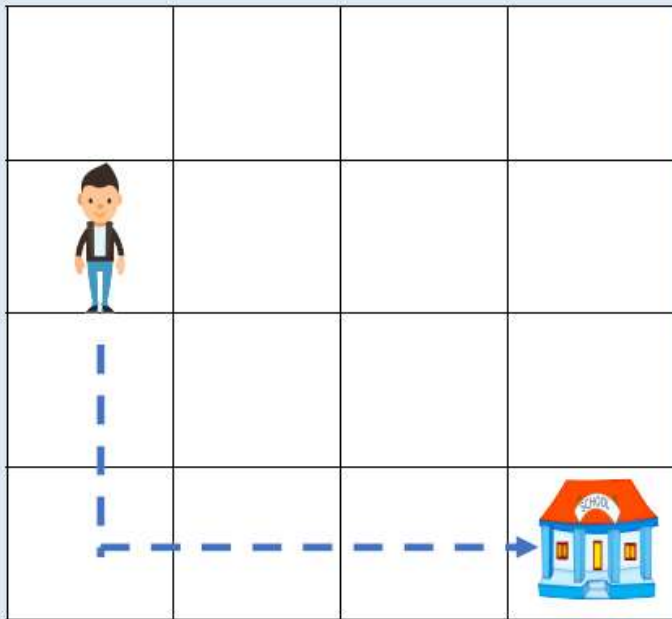
$45 \div 5 =$

$30 \div 10 =$

$12 \div$ $= 6$

$8 \div 2 =$


Describe the route Dennis takes to school.



Forward 2 squares.





Turn right.

Forward 3 squares.

Thursday	Maths – making patterns with shape Reading- Reflective grid about both stories. Writing – Order events	Science- Can different materials change shape? 
-----------------	---	---

Thursday 25th June –Maths

Starter: Arithmetic revision-multiplication

$2 \times 8 =$ <input type="text"/> 	$5 \times 7 =$ <input type="text"/> 
$6 \times 10 =$ <input type="text"/> 	$4 \times 4 =$ <input type="text"/> 

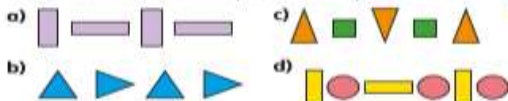
Today, we will be focusing on making patterns with shapes.

Watch the following learning clip <https://www.youtube.com/watch?v=TIINKo0h2cE>

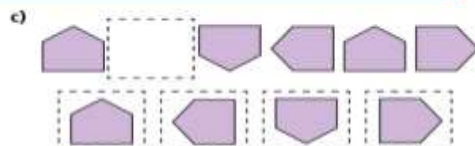
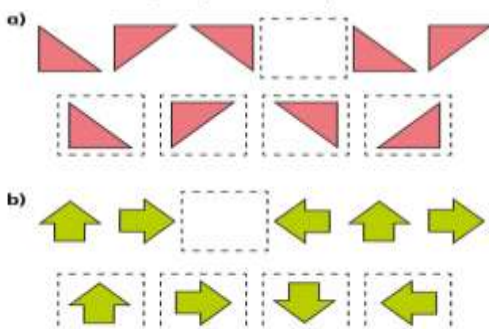


Making patterns with shapes

1 Draw the next two shapes in each pattern.

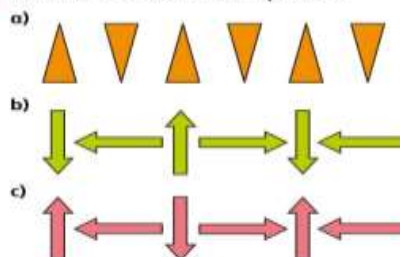


2 Tick the missing shape for each pattern.



What is the turn in each pattern?
Talk about it with a partner.

3 Describe the turn in each pattern.



Spot the mistake in each pattern. Explain why they are incorrect.



Thursday 25th June -English

Using the pictures below, write brief bullet points about what is happening in each picture to help you identify the order of events for your diary entry. Think carefully about how the boy might be feeling. Can you use any expanded noun phrases to help with your writing tomorrow?




--	--



--	--



Thursday 25th June-Reading



WHERE THE WILD THINGS ARE



STORY AND PICTURES BY MAURICE SENDAK

Log your responses on both books read this week. What did you like about them? What did you dislike? Any patterns (do they remind you of anything else you've read)? Any puzzles (questions you'd like to ask)? Would you like to read sequels to these books? Why/why not?

Likes



Dislikes



Puzzles



Patterns



Send in your completed grids on ClassDojo and we'll share them to see what everybody else thought of it!



Thursday 25th June – Science

Changing the Shape of Materials

How can we change the shape of objects made from some materials?

Can you think of an example of when you have changed the shape of something? What was it and how did you change it?

Which materials do you think would be easy to change the shape of? Why?

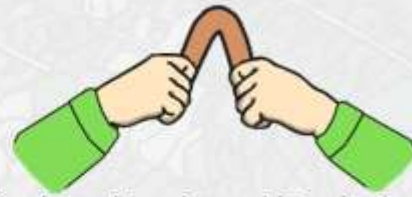
Which materials do you think would be more difficult to change the shape of and why?



Squashing, Bending, Twisting and Stretching



Squash an object by pushing both hands together.



Bend an object by grabbing both ends of the object and bringing the ends inwards together.



Twist an object by turning your hands in opposite directions.



Stretch an object by pulling your hands slowly and gently apart.

Can You?

Have a think about these questions:



Can you twist a ruler?



Can you squash a ruler?














Can you stretch a pencil?



Can you bend a pencil?

Main Task: Collect some items from around your home and test whether they can change shape.

The shape of all these objects could be changed in some way. See if you can find 3 objects which can't be squashed, bent, twisted or stretched. Write them down here:

Object	Can You Squash It?	Can You Bend It?	Can you Twist It?	Can You Stretch It?
 drinks can				
 elastic band				
 sock				
 drinking straw				
 playdough				
 bath towel				
 sponge				