

Reception Home Learning Pack

Pack 2

Week commencing – Monday 22nd June 2020

Day	Week
Monday 22nd	Phonics – Watch “Geraldine Giraffe-/ai/” on YouTube. Draw it! Read the caption and draw the picture. Maths – Teacher tutorial video on halving and practise halving using physical objects. Daily reading activity. Handwriting – Write a word or sentence about your weekend. Thematic – Start designing your magical creature by discussing what powers it will have. Extra Super Challenge! PE – “Length and height” dance routine on BBC Bitesize
Tuesday 23rd	Phonics – Read the words and match them to the picture. Maths – Sharing objects equally and using mathematical language. Daily reading activity. Handwriting – Write the /ai/ digraph. Comprehension – Answer retrieval and vocabulary questions. Outdoor activity – Design your own flower.
Wednesday 24th	Phonics – Segment the words using the /ai/ digraph. Maths – Teddy bears picnic (sharing). Daily reading activity. Handwriting – Write the word rain. Comprehension – Answer inference questions. Outdoor activity – Alphabet of things.
Thursday 25th	Phonics – Segment the words using the /ai/ digraph. Maths – Halving activity. Daily reading activity. Handwriting – Write the word tail. PSHE – Goals and aspirations activity. PE – Join in with song about self-belief.
Friday 26th	Phonics – Play “Tricky Word Thief”. Maths – Division number sentences. Daily reading activity. Handwriting – Write the word snail. Thematic – Draw or write about what your magical creature will look like. PE – “Space Monkey Yoga” on YouTube.

Reading activities that can be completed throughout the week.

Choose one of the following each day:

- Read a reading book
- Log on to EPIC Books <https://www.getepic.com/> Class code- pcr2776
- Access phonics play blending games. Username-march20, Password- home
- Youtube- Watch Cbeebies Bedtime Stories
- Audible books are also offering a free streaming service so children can listen to stories for free <https://stories.audible.com/start-listen>

Monday 22nd June 2020

Phonics 22/6/2020

This week the children will recap the /ai/ digraph. Watch the following video that will aid the children's use of the /ai/ digraph: <https://www.youtube.com/watch?v=Fbmpw192MSg>

Mr Thorne Does Phonics and Geraldine the Giraffe - Episode AI

<https://www.youtube.com> › watch



Mr Thorne and **Geraldine** the Giraffe learn about the /ai/ spelling pattern.

Watch UK school teacher **Mr Thorne** ...

28 Mar 2018 - Uploaded by Mr T's Phonics



Draw it Activity — Read the word/caption and draw a picture of it in the box.

a chain

a tail

a pain in the leg

sun and rain

Maths 22/6/2020




Watch the tutorial on halving on Class Dojo. Find objects around your home that your child could use to aid their counting. After watching the video, ask your child to use the same method to find halves of totals under 10. Remind them of the importance that halving means sharing a total by 2 and that they must share equally in order to find the correct answer.

Handwriting 22/6/2020

Fine motor activity:

Handwriting Warm-Up Fine Motor Exercises

- Make sure you are sitting comfortably and upright.
- Place your fingertips together.
- Press your fingers together, as if they are doing "push ups" against each other.
- Repeat a number of times.




Ask your child to write a word or a sentence about what they did over the weekend. Remind them of writing on the line and keeping their letters the same size.


Thematic 22/6/2020

This week your child will start to design their own magical creature! They will work towards a final project where they can choose to draw, paint or build their creature and present it to their class using Class Dojo. Today, we would like them to think about what their magical creature's special powers will be. Here are a few examples of magical powers that your child can choose from or they can think of their own ideas.

- Breathe under water or breathe fire.
- Being able to fly.
- Becoming invisible.

Extra Super Challenge – Can you write a short story (a few sentences) about your magical creature? It can be funny, sad, exciting or anything you want it to be! Stories will be shared on Class Dojo at the end of the week so send one to your teacher when you have finished. Let's see if you can impress Miss Howes, Mr Carr and your friends with your story and earn some extra Dojo points. You can do it any day this week. You can use the sheet of paper provided on the next page.





PE 22/6/2020

Join in with the length and height dance routine: <https://www.bbc.co.uk/teach/supermovers/ks1-maths-length-height/zdrx92p>

KS1 Maths: Length & Height

BBC Teach > Super Movers > KS1 Maths



Can you make your own actions for big/small, long/short?

Tuesday 23rd June 2020

Phonics 23/6/2020

/ai/ words (as in pain)

Read the words and draw a line to the picture that matches

rain



chain



pain



Maths 23/6/2020

This activity could be completed with toys, sweets or something your child would be quick to point out hasn't been shared fairly! Get two plates/boxes or baskets and a group of toys, sweets, biscuits etc and purposefully share them unfairly. Ask your child if you have shared the objects out equally; when they point out your mistake ask them to explain what you have done wrong. Allow your child to correct your mistake and address any misconceptions that they may have. Encourage them to use language such as "share", "half", "fair", "same" "equal". The treat at the end could be that they get to eat or play with whatever they have been using.

Extra challenge- Challenge your child with the question "can you halve all numbers fairly?"

Handwriting 23/6/2020

Fine motor activity:

Place palms together, fingers straight, separate palms slightly, keeping finger tips touching. Rotate thumbs around each other, away from the body then towards body. Ten times each way.



Ask your child to practise writing the /ai/ grapheme using their best handwriting. Remind them to write the a first and to use a finger space after the i.

Comprehension 23/6/2020



Retrieve

- How many animals are in the illustration? How many different types of animal are there?
- What type of setting are the characters in?

Vocabulary

- Who is upset in this illustration? What does the word “upset” mean? Can you think of any synonyms of the word “upset”?
- Which of these creatures live in a pond?

Outdoor activity 23/6/2020

Outdoor reading

Take your favourite book outside with you and share it with somebody. What interesting or comfortable place can you find outside? How does it make you feel to read outside? Share it with your teacher.

Wednesday 24th June 2020

Phonics 24/6/2020

Today we are focusing on segmenting using the /ai/ digraph. Write the word next to each picture.
Extra challenge – Write a sentence using one of these words. Remember to use a full stop at the end of the sentence, finger spaces and a capital letter at the beginning of your sentence.







Maths 24/6/2020

Have a teddy bears picnic! Ask your child to find two teddy bears and two plates at lunch time and ask if they can share different types of food between the two bears equally. Ask them to share a specific total fairly to find the correct answer.


Extra challenge- Can your child write the number sentence to match the question they have answered practically, e.g. $4 \div 2 =$

Handwriting 24/6/2020

Fine motor activity:

Handwriting Warm-Up Fine Motor Exercises

- Put the palms of your hands together.
- Now push them against one another.
- Fold your fingers around one another.
- Try to pull them apart.
- Repeat a number of times.



Ask your child to write the following word using their best handwriting – rain. Remind them to try and write on the line and to make their letters the same size. Can your child say or write a sentence using this word?



Inference

- What do you think the young girl's job is?
- Which creature in the illustration is magical? How do you know?

Outdoor activity 24/6/2020

Create sequences of repeating patterns using natural objects. Share with your teacher.



Thursday 25th June 2020

Phonics 25/6/2020

Today we are focusing on segmenting using the /ai/ digraph. Write the word next to each picture.
Extra challenge – Write a sentence using one of these words. Remember to use a full stop at the end of the sentence, finger spaces and a capital letter at the beginning of your sentence.







Maths 25/6/2020



Ask your child to draw two circles in their activity book or on a piece of paper. Show them how we can halve a total by drawing dots in each circle. Look back at the video posted on Monday to help them children remember this method. Can they use this method to halve numbers up to 10? If your child is able to do this independently, ask them to halve numbers above 10.

Extra challenge- Can your child write the number sentence to match the question they have answered practically, e.g. $8 \div 2 =$

Handwriting 25/6/2020

Press hands and fingers together with palms flat, squeeze then stretch fingers out wide. Repeat 5 times.



Ask your child to write the following word using their best handwriting – tail. Remind them to try and write on the line and to make their letters the same size. Can your child say or write a sentence using this word?

PSHE 25/6/2020

Goals and Aspirations

Talk to your child about what they want to achieve in Year 1. Do they want to get better at reading writing or maths? What would they like to learn about? How will they make sure they achieve these goals? They could draw or write about their ideas in the thought bubble and share with their teacher.

Talk to your child about what they want to be when they grow up. Why do they want to do that? How will they achieve this? When they were your age, Mr Carr wanted to be a car designer and Miss Howes wanted to be a bus driver.

Draw or write about their ideas in the thought bubble on the next page and share with their teacher.



What I want to achieve in Year 1



What I want to be when I grow up

PE 25/6/2020

Join in with the following dance routine about self-belief:

<https://www.bbc.co.uk/teach/supermovers/ks1-pshe-believe-with-naomi-wilkinson/zjchd6f>

KS1 PSHE: Believe with Naomi Wilkinson

BBC Teach > Super Movers > PSHE



Friday 26th June 2020

Phonics 26/6/2020

Today we are going to focus on tricky words. Play “Tricky Word Thief”. Cut out the set of tricky word cards and show them one at a time to your child. They can only ‘steal’ it if they can read it. When they have them all they win.

be	she	me	we
he	you	all	are
her	was	they	my

Maths 26/6/2020

Using the methods they have learnt this week, can your child find the answer to the following calculations?

$4 \div 2 =$

$8 \div 2 =$

$2 \div 2 =$

$6 \div 2 =$

$10 \div 2 =$

Extra challenge- Your child can use two tens frames or any other method they have learnt to answer the following calculations.

$12 \div 2 = 16 \div 2 = 18 \div 2 = 14 \div 2 =$

Handwriting 26/6/2020

Fine motor activity:

Pinch n Pull - With one hand pinch your thumb and index finger together making a circle. Do the same with the other hand but lock the circle together with the first hand. Pull! Try this with each finger making a circle.




Ask your child to write the following word using their best handwriting – snail. Remind them to try and write on the line and to make their letters the same size. Can your child say or write a sentence using this word?

Thematic 26/6/2020

Today we would like your child to think about what their magical creature is going to look like. Remind them that their magical creature may need certain features due to the magical creatures they chose on Monday, for example their creature would need wings in order to fly or may need a tail to swim under water. Ask your child to write down what their creature will look like or draw a picture of it to remind themselves what they will need to draw, paint or build during their final project.

Imaginary Creatures



PE 26/6/2020

Join in with the Space Monkey yoga:

<https://www.youtube.com/watch?v=LZAaZDVgCiA&list=PL8snGkhBF7njTT4a7uqDiUB1qPBI4ZOBL&index=49&t=0s>

Mike The Cosmic Space Monkey | A Cosmic Kids Yoga ...

<https://www.youtube.com> > watch ▼



Episode 9 | Mike The Cosmic Space Monkey | A Cosmic Kids Yoga

Adventure! A kids yoga story all about ...

31 Aug 2013 - Uploaded by Cosmic Kids Yoga



What other animals/magical creatures could you pretend to be in space? Can you do the actions?