

Reception Home Learning Pack

Pack 2

| Day | Week |
|---------------------------|---|
| Monday 29 th | Phonics- Watch “Mr Thorne does phonics episode ee” and complete “Draw it!” activity Maths- Watch teacher tutorial on addition. Answer addition questions. Daily reading Handwriting- Write a sentence about what you did over the weekend. Thematic- Spend the week creating your magical creature. Outdoor activity- Make a fairy wand using natural materials. |
| Tuesday 30 th | Phonics- Match the /ee/ word to the correct picture. Maths- Watch teacher tutorial video on subtraction. Answer subtraction questions. Daily reading Handwriting- Write the /ee/ digraph. Reading activity- Watch teacher reading “Going to school” on Class Dojo. Complete activities on feelings. PE- Watch YouTube tutorial and learn how to perform a forward roll. |
| Wednesday 1 st | Phonics- Segment words using the /ee/ digraph. Maths- Watch teacher tutorial on halving. Answer halving questions. Daily reading Handwriting- Write the word “bee”. Reading activity- What advice would you give to the new Reception children? Outdoor activity- Make a stick raft. |
| Thursday 2 nd | Phonics- Segment words using the /ee/ digraph. Maths- Watch teacher tutorial on doubling. Answer doubling questions. Daily reading Handwriting- Write the word “feet”. PSHE- Favourite memories of Reception activity. PE- Complete a circuit. |
| Friday 3 rd | Phonics- Tricky word hunt Maths- Answer arithmetic questions. Daily reading Handwriting- Write the word “sheep”. Thematic- Write a sentence about your magical creature. Send a picture of your creation to your teacher on Class Dojo. Outdoor activity- Make a wind sock. |

*Phonics- Your child will focus on blending and segmenting with the /ee/ sound this week but we are also uploading videos and phonics activities for a new sound /ow/. We will upload a teacher video on Monday that you are welcome to show to your child too so that they are exposed to this sound and you are also welcome to request the phonics activities for pack 1 if your child would like to complete them as well.

| Day | Week |
|---------------------------|---|
| Monday 6 th | Phonics- Watch “igh sound trigraph: Mr Thorne does phonics” on YouTube. Complete “Draw it!” activity Maths- Length and height introduction activity. Daily reading Handwriting- Write a sentence about what you did over the weekend. Reading activity- Watch teacher video of your teacher reading “Titch”. Complete activity on height. PE- Dance around your living room! |
| Tuesday 7 th | Phonics- Blend the /igh/ word and match it to the correct picture. Maths- Comparing lengths activity. Daily reading Handwriting- Write the /igh/ trigraph. Reading activity- What does a plant needs to grow? Outdoor activity- Colour scavenger hunt. |
| Wednesday 8 th | Phonics- Segment words using the /igh/ trigraph. Maths- Comparing toys in terms of size activity. Daily reading Handwriting- Write the word “night”. Reading activity- What was your favourite part of the story “Titch”? PE- Join in with “Cosmic Kids Yoga Dance Party” https://www.youtube.com/watch?v=23Vdt0vQUY |
| Thursday 9 th | Phonics- Segment words using the /igh/ trigraph. Maths- Order snakes from shortest to longest. Daily reading Handwriting- Write the word “fight”. PSHE- What are you looking forward to in Year 1? Outdoor activity- Write your name using natural materials. |
| Friday 10 th | Phonics- Play “Tricky Word Thief” Maths- Look at picture and describe items using language related to length and height. Daily reading Handwriting- Write the word “light”. Reading activity- Match the word to the definition. PE- Join in with Joe Wicks’ live PE session on YouTube. |

*Phonics- Your child will focus on blending and segmenting with the /igh/ sound this week but we are also uploading videos and phonics activities for a new sound /oi/. We will upload a teacher video on Monday that you are welcome to show to your child too so that they are exposed to this sound and you are also welcome to request the phonics activities for pack 1 if your child would like to complete them as well.

| Day | Week |
|----------------------------|---|
| Monday 13 th | Phonics- Watch "oa sound: Mr Thorne does phonics" on YouTube. Complete "Draw it!" activity. Maths- Watch teacher tutorial on 3D shape. Complete matching activity. Handwriting- Write a sentence about what you did over the weekend. Reading activity- Watch your teacher read "The Bravest Fox". Can you remember a time where you were brave? Outdoor activity- Paint stones. |
| Tuesday 14 th | Phonics- Blend the /oa/ word and match the word to the correct picture. Maths- Find examples of a sphere around your house. Daily reading Handwriting- Write the /oa/ digraph. Reading activity- What challenges may you face in Year 1? PE- Join in with "Avengers Training Academy" - Spiderman HIIT Workout" https://www.youtube.com/watch?v=YC_V8hnU2PY |
| Wednesday 15 th | Phonics- Segment words containing the /oa/ sound. Maths- Find examples of a cone and a cylinder around your house. Handwriting- Write the word "boat". Reading activity- What is your favourite book? Outdoor activity- Use chalks to draw on your garden patio or the path outside your house. |
| Thursday 16 th | Phonics- Segment words containing the /oa/ sound. Maths- Find examples of a cube and a cuboid around your house. Handwriting- Write the word "road" PSHE- Write a letter to your new teacher. Outdoor activity- Join in with "Zumba Kids (easy dance) I like to move it: on YouTube. https://www.youtube.com/watch?v=ymigWt5TOV8 |
| Friday 17 th | Phonics- Play "Tricky Word Snap!" Maths- Complete your favourite maths activity that you have done at home. Daily reading Handwriting- Write a sentence about whatever you like! Outdoor activity- Go and play outside! |

*Phonics- Your child will focus on blending and segmenting with the /oa/ sound this week but we are also uploading videos and phonics activities involving adjacent consonants. We will upload a teacher video on Monday that you are welcome to show to your child too so that they are exposed to this sound and you are also welcome to request the phonics activities for pack 1 if your child would like to complete them as well.

Reading activities that can be completed throughout the week:

Choose one of the following each day:

- Read a reading book
- Log on to EPIC Books <https://www.getepic.com/> Class code- pcr2776
- Access phonics play blending games. Username-march20 Password- home
- Youtube- Watch Cbeebies Bedtime Stories
- Audible books are also offering a free streaming service so children can listen to stories for free <https://stories.audible.com/start-listen>

Week commencing – Monday 29th June 2020

| Day | Week |
|---------------------------|---|
| Monday 29 th | Phonics- Watch “Mr Thorne does phonics episode ee” and complete “Draw it!” activity Maths- Watch teacher tutorial on addition. Answer addition questions. Daily reading Handwriting- Write a sentence about what you did over the weekend. Thematic- Spend the week creating your magical creature. Outdoor activity- Make a fairy wand using natural materials. |
| Tuesday 30 th | Phonics- Match the /ee/ word to the correct picture. Maths- Watch teacher tutorial video on subtraction. Answer subtraction questions. Daily reading Handwriting- Write the /ee/ digraph. Reading activity- Watch teacher reading “Going to school” on Class Dojo. Complete activities on feelings. PE- Watch YouTube tutorial and learn how to perform a forward roll. |
| Wednesday 1 st | Phonics- Segment words using the /ee/ digraph. Maths- Watch teacher tutorial on halving. Answer halving questions. Daily reading Handwriting- Write the word “bee”. Reading activity- What advice would you give to the new Reception children? Outdoor activity- Make a stick raft. |
| Thursday 2 nd | Phonics- Segment words using the /ee/ digraph. Maths- Watch teacher tutorial on doubling. Answer doubling questions. Daily reading Handwriting- Write the word “feet”. PSHE- Favourite memories of Reception activity. PE- Complete a circuit. |
| Friday 3 rd | Phonics- Tricky word hunt Maths- Answer arithmetic questions. Daily reading Handwriting- Write the word “sheep”. Thematic- Write a sentence about your magical creature. Send a picture of your creation to your teacher on Class Dojo. Outdoor activity- Make a wind sock. |

*Phonics- Your child will focus on blending and segmenting with the /ee/ sound this week but we are also uploading videos and phonics activities for a new sound /ow/. We will upload a teacher video on Monday that you are welcome to show to your child too so that they are exposed to this sound and you are also welcome to request the phonics activities for pack 1 if your child would like to complete them as well.

Reading activities that can be completed throughout the week:

Choose one of the following each day:

- Read a reading book
- Log on to EPIC Books <https://www.getepic.com/> Class code- pcr2776
- Access phonics play blending games. Username-march20 Password- home
- Youtube- Watch Cbeebies Bedtime Stories
- Audible books are also offering a free streaming service so children can listen to stories for free <https://stories.audible.com/start-listen>

Monday 29th June 2020

This week the children will recap the /ee/ digraph. Watch the following video that will aid the children's use of the /ee/ digraph: <https://www.youtube.com/watch?v=9CiOoEO8dXE>

[Mr Thorne Does Phonics - Episode EE \(20,000 Subs Edition ...](https://www.youtube.com/watch?v=9CiOoEO8dXE)

[https://www.youtube.com](https://www.youtube.com/watch?v=9CiOoEO8dXE) › watch ▾



Watch UK school teacher **Mr Thorne** and Youtube sensation Geraldine the Giraffe take you on a learning ...

26 Feb 2017 - Uploaded by Mr T's Phonics



Draw it Activity —Read the word/caption and draw a picture of it in the box.

| | |
|-------------|-----------------|
| my feet | a bee in a jeep |
| I feel sad. | a sheep |

Maths 29/6/2020



This week the children will be recapping addition, subtraction, doubling and halving to consolidate the recent teaching they have received in these areas. The tutorials will be repeated and on Friday they will get the opportunity to apply their learning without any teacher input.

Watch the adding tutorials again. These will be posted on Class Dojo this morning. Using the methods outlined, can the children complete the following number sentences:

$4+1=$

$7+2=$

$5+3=$

$6+4=$


Extra challenge: Can you make up your own number sentence that goes above ten, e.g. $8+5=$, $11+6=?$

Handwriting 29/6/2020

Fine motor activity

Handwriting Warm-Up Fine Motor Exercises


- Hold a pencil in your 'writing' hand.
- Gradually move your fingers up to the top of the pencil without dropping it.
- Then flip the pencil over, and move your fingers back from the top to bottom.
- Repeat five times.



Ask your child to write a word or a sentence about what they did over the weekend. Remind them of writing on the line and keeping their letters the same size.


Thematic 29/6/2020

We are coming to the end of our thematic topic "The Magical World". Mr Carr and I hope that you have enjoyed learning about different magical creatures, their powers and their habitats over the last term. This week, you are going to create the magical creature that you have been designing at home over the last couple of weeks. You can create your creature in any way that you want! You can build it using junk modelling resources, painting, using chalk to draw it outside, use felt tip pens or colouring pencils, the possibilities are endless! Spend this week creating your magical creature and send a photograph of it to Mr Carr or Miss Howes on Friday. We will create a class gallery of all of your creations to celebrate your hard work! Here are some pictures to give you some inspiration.



Outdoor activity 29/6/2020

Make a fairy wand using natural materials! Go into your garden or to the park or outside your house and find a stick. Use elastic bands or hair bobbles to attach natural materials such as flowers and leaves to your stick to create your own fairy wand. Pretend that your wand really is magical; what spells could you cast?



Tuesday 30th June 2020

Phonics 30/6/2020

Read the words and draw a line to the picture that matches

feet



bee



sheep



Maths 30/6/2020

Watch the subtraction tutorial. This will be posted on Class Dojo this morning. Using the methods outlined, can the children complete the following number sentences:



$4-1=$

$7-2=$

$5-3=$

$10-4=$

Extra challenge: Can you make up your own number sentence that goes above ten, e.g. $12-4=$, $19-10=?$

Handwriting 30/6/2020

Fine motor activity

“One finger one thumb keep moving- children’s songs- kids by the learning station”

<https://www.youtube.com/watch?v=oslVAVlgLpc>



One Finger One Thumb Keep Moving - Children's Songs - Kids by The Learning Station

TheLearningStation · Kids Songs and Nursery Rhymes · 319K views · 7 years ago

One Finger One Thumb Keep Moving, popular song from the CD, 'Here We Go Loopy Loo' Download 'Here We Go Loopy Loo' ...

3:32 CC




Ask your child to practise writing the /ee/ grapheme using their best handwriting. Remind them to write the n first and to use a finger space after the e.

Reading activity 30/6/2020



Please watch the video of your teacher reading the story “Going to School” by Anne Civardi. This story is all about three children who go to school for the very first time. You have nearly finished your first year at school and now we are going to reflect on our favourite memories of school. This story will remind your child of their first day at school and their everyday routines at school.



- How did you feel on your first day at Northfield Manor Primary Academy?
- What did you do?
- What were your teachers like?
- Did you make friends?
- How did you feel on the first day at school?
- Why did they/do they feel that way?

Watch this clip from the film “Inside Out”; can your child identify how the girl feels? Did your child feel like this at school?

“Inside Out: Guessing the feelings”

<https://www.youtube.com/watch?v=dOkyKyVFnsS>



Inside Out: Guessing the feelings.
Laila Garcia · 1.9M views · 3 years ago



PE/30/6/2020

With the help of a grown up, try to perform a forward roll. This video gives step by step instructions on how to perform a forward roll.

“Teaching Kids the Forward Roll” <https://www.youtube.com/watch?v=bljzkeGa5cM>

Teaching Kids The Forward Roll - YouTube



USA Gymnastics Coach Eric Klauss explains how to teach kids the forward roll. For more coaching tips, and ...
10 May 2013 - Uploaded by ghostlightcreative



Wednesday 1st July 2020

Phonics 1/7/2020

Today we are focusing on segmenting using the /ee/ digraph. Write the word next to each picture.
Extra challenge – Write a sentence using one of these words. Remember to use a full stop at the end of the sentence, finger spaces and a capital letter at the beginning of your sentence.







Maths 1/7/2020



Watch the halving tutorial again. This will be posted on Class Dojo this morning. Using the methods outlined, can the children complete the following?

Half of 4 is _____ Half of 8 is _____ Half of 6 is _____ Half of 12

is _____

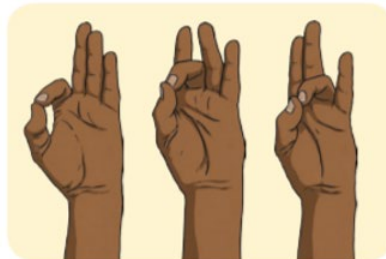
Extra challenge: Can you halve any bigger numbers, e.g. Half of 20 is _____?

Handwriting 1/7/2020

Fine motor activity

Handwriting Warm-Up Fine Motor Exercises

- Open your hand out so that the gap between the thumb and the forefinger form an L shape.
- Touch the thumb to the forefinger and press.
- Stretch open the hand.
- Then touch the thumb to the middle finger and press.
- Stretch open the hand.
- Press the thumb together with the third finger.
- Stretch open the hand.
- Press the thumb to the little finger.
- Stretch open the hand.
- Repeat five times.



Ask your child to write the following word using their best handwriting – bee. Remind them to try and write on the line and to make their letters the same size. Can your child say or write a sentence using this word?

Reading activity 1/7/2020

After listening to the story “Going to School” by Anne Civardi, think about what how you felt on your first day at school.

- What advice would you give to the new children who will start Reception in September?
- What should they do on their first day?
- Where do you think they should play?
- What rules will they need to follow?
- Where can they play?
- Can they come and play with you on the playground?

Talk to your parents or siblings and see if they have any advice that they would give to the new children who will be starting school very soon.

Outdoor activity 1/7/2020

Make a stick raft! Go into your garden or to the park or outside your house and find some sticks and make sure they are of similar size. Use Sellotape to stick the sticks together to form a raft. You could even use paper to make a sail for your boat!

- Will it float?
- Will your boat float while it carries one of your toys?



Thursday 2nd July 2020

Phonics 2/7/2020

Today we are focusing on segmenting using the /ee/ digraph. Write the word next to each picture (cheek, queen and seeds). Extra challenge – Write a sentence using one of these words. Remember to use a full stop at the end of the sentence, finger spaces and a capital letter at the beginning of your sentence.







Maths 2/7/2020



Watch the tutorial on doubling again. Using the methods outlined, can the children complete the following:

Double 1 is _____ Double 3 is _____ Double 4 is _____ Double 5 is _____

Extra challenge: Can you double any bigger numbers, e.g. Double 9 is _____?

Handwriting 2/7/2020

Fine motor activity

“Therapeutic exercises finger mobility: Hand therapy exercises: dancing fingers”

<https://www.youtube.com/watch?v=cuHLNTTMoE0>



Ask your child to write the following word using their best handwriting – feet. Remind them to try and write on the line and to make their letters the same size. Can your child say or write a sentence using this word?

PSHE 2/7/2020

As we come towards the end of the school year, this is a good time to reflect on all of the exciting moments you have experienced this year!



- What are your favourite memories of Reception?
- Who was with you at that moment?
- What did you do?
- How did it make you feel?
- Did this event happen at school or elsewhere?
- Would you like to do that again in the future?

Draw a picture of your favourite moment and write a sentence to describe what happened and how you felt. Send a picture of your work to your teacher on Class Dojo. Here are some pictures to give you some ideas!



First day at school



Birmingham Buddhist Vihara



Weoley Hill Church



Nativity play



The Children's Play Village



Forest School

PE 2/7/2020

Create a circuit in your house or in your garden made up of stations that require you to perform a different type of exercise. How fast can you complete the circuit? Compete against your brothers and sisters to see who can complete the circuit in the fastest time. Here is an example of a circuit.

Station 1- 10 star jumps

Station 2- Run up and down the stairs in your house.

Station 3- Jog on the spot as fast as you can for 15 seconds.

Station 4- Balance on one leg for 10 seconds.

Station 5- Skip around your living room.


Friday 3rd July 2020

Phonics 3/7/2020

Today we are going to focus on tricky words. Watch the following video that will help the children to learn the new set of tricky words: <https://www.youtube.com/watch?v=3NOzgR1Anc4>

Phase 4 Tricky Words Song Sight Words Song for said, have ...

<https://www.youtube.com> › watch ▾



<http://www.epicphonics.com> Check out our online phonics games and printable resources! A fun sight word and ...

5 May 2016 - Uploaded by Epic Phonics



Play "Tricky Word Hunt". Cut out the set of tricky word cards and hide them around the house/garden. Let your child find them and see if they can read them to you.

Extra challenge: practise writing some of these tricky words.

Super extra challenge: write a sentence containing one of these tricky words.

| | | | |
|------|------|------|------|
| Said | have | like | come |
| some | what | when | said |
| have | like | come | some |
| what | when | | |

Maths 3/7/2020

Using the methods that the children have learnt this week, can they complete the following:

$7+2=$

$9+4=$

$6-3=$

$12-5=$

Half of 6 is ____

Half of 14 is ____

Double 3 is ____

Double 6 is ____

Extra challenge: Can you make up some of your own maths problems?

Handwriting 3/7/2020

Fine motor

Put your hands on the table (palms down). Now copy your partner who is pretending to play the piano, by lifting one finger at a time from the table.



Ask your child to write the following word using their best handwriting – sheep. Remind them to try and write on the line and to make their letters the same size. Can your child say or write a sentence using this word?

Thematic 3/7/2020



- Well done on completing your “The Magical World” project over the last couple of weeks. We can’t wait to see what you have made! Now you have completed your creation, we would like you to write a sentence to explain what you have made and what magical powers it has. Send your teacher a photograph of your magical creature creation and your sentence so that your work can be included in our class gallery.

Outdoor activity 3/7/2020

Make a rainbow windsock! You will need an adult to help you. Cut an empty plastic milk bottle in half and pierce holes in the plastic around the edge that you have just cut with your scissors. Attach ribbons/string/wool by threading it through the holes. Take it outside. What happens to the ribbons when you walk? What happens when you run? What happens when the weather is windy?



Week commencing- Monday 6th July 2020

| Day | Week |
|---------------------------|---|
| Monday 6 th | Phonics- Watch "igh sound trigraph: Mr Thorne does phonics" on YouTube. Complete "Draw it!" activity Maths- Length and height introduction activity. Daily reading Handwriting- Write a sentence about what you did over the weekend. Reading activity- Watch teacher video of your teacher reading "Titch". Complete activity on height. PE- Dance around your living room! |
| Tuesday 7 th | Phonics- Blend the /igh/ word and match it to the correct picture. Maths- Comparing lengths activity. Daily reading Handwriting- Write the /igh/ trigraph. Reading activity- What does a plant needs to grow? Outdoor activity- Colour scavenger hunt. |
| Wednesday 8 th | Phonics- Segment words using the /igh/ trigraph. Maths- Comparing toys in terms of size activity. Daily reading Handwriting- Write the word "night". Reading activity- What was your favourite part of the story "Titch"? PE- Join in with "Cosmic Kids Yoga Dance Party" https://www.youtube.com/watch?v=23VdtT0vQUY |
| Thursday 9 th | Phonics- Segment words using the /igh/ trigraph. Maths- Order snakes from shortest to longest. Daily reading Handwriting- Write the word "fight". PSHE- What are you looking forward to in Year 1? Outdoor activity- Write your name using natural materials. |
| Friday 10 th | Phonics- Play "Tricky Word Thief" Maths- Look at picture and describe items using language related to length and height. Daily reading Handwriting- Write the word "light". Reading activity- Match the word to the definition. PE- Join in with Joe Wicks' live PE session on YouTube. |

*Phonics- Your child will focus on blending and segmenting with the /igh/ sound this week but we are also uploading videos and phonics activities for a new sound /oi/. We will upload a teacher video on Monday that you are welcome to show to your child too so that they are exposed to this sound and you are also welcome to request the phonics activities for pack 1 if your child would like to complete them as well.

Reading activities that can be completed throughout the week:

Choose one of the following each day:

- Read a reading book
- Log on to EPIC Books <https://www.getepic.com/> Class code- pcr2776
- Access phonics play blending games. Username-march20 Password- home
- Youtube- Watch Cbeebies Bedtime Stories
- Audible books are also offering a free streaming service so children can listen to stories for free <https://stories.audible.com/start-listen>

Monday 6th July 2020

Phonics 6/7/2020

This week the children will recap the /igh/ trigraph. Watch the following video that will aid the children's use of the /igh/ trigraph: <https://www.youtube.com/watch?v=Xj1fge3yIWY>

igh sound / trigraph - Mr Thorne Does Phonics - YouTube

<https://www.youtube.com> › watch ▾



Watch UK school teacher **Mr Thorne** and Youtube sensation Geraldine the Giraffe take you on a learning ...
24 Mar 2015 - Uploaded by Mr T's Phonics



Draw it Activity — Read the word/caption and draw a picture of it in the box.

a light

The dog sat up high.

the night

the cat had a fight

Maths 6/7/2020

This week the children will be learning about length and height and have an opportunity to practise using some of the language involved.

Guidance

Children begin by using language to describe length and height, e.g. the tree is tall, the pencil is short. When making direct comparisons, they may initially say something is big or bigger than something else. Encourage them to use more specific mathematical vocabulary relating to length (longer, shorter), height (taller, shorter), and breadth (wider, narrower)

They move onto make indirect comparisons using identical objects such as blocks or cubes to measure each item, e.g. The sand tray is 5 bricks long. The table is 4 bricks long. The sand tray is longer than the table. They may also compare distances to see which is further or nearer.



Ask them to compare heights with their siblings or yourself.

- Can they find something in the house that is taller than them?
- Shorter than them?
- About the same size as them?
- Can they measure their heights using blocks?

Ask a friend or sibling if you can measure how tall they are. Ask them to lie on the floor and measure them using objects. What do you think would work best? You could try DVDs or shoes of the same size. Ensure that whatever you use to measure them with, are the same size. Practise using the language shortest, shorter, short, tallest, taller and tall.

Handwriting 6/7/2020

Fine motor

Fine motor activity:

“Fine motor skills exercises for children” <https://www.youtube.com/watch?v=57u6znzKJPI>



Fine motor skills exercises for children

Monique Keller • 4K views • 1 year ago

Your children will benefit from fine motor exercises. When performed regularly this training program of four parts will improve ...




Ask your child to write a word or a sentence about what they did over the weekend. Remind them of writing on the line and keeping their letters the same size.

Reading activity 6/7/2020



Please watch the video of your teacher reading the story “Titch” by Pat Hutchins. This story is all about a little boy called Titch who has an older brother and sister who are a lot bigger than him.

- Do you have any siblings or cousins who are taller than you?
- Do you know any children who are taller than you?
- How tall are you?
- How tall are they?
- Are their shoes or clothes bigger than yours?
- Are their toys bigger than yours?

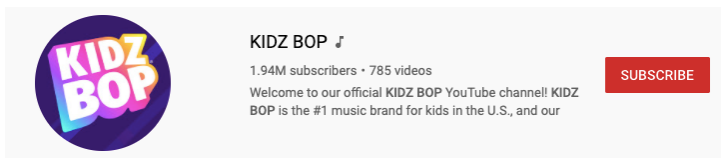


PE 6/7/2020

Put some music on using your parents’ phone or a radio or the iPad or a CD player and have a dance in your living room. Who has the best dance moves in your house?

There are some great song and dance routines for children on the YouTube channel “Kidz Bop”

<https://www.youtube.com/channel/UCKE0Xnj8181DaHvIcRiq0Bg>



Tuesday 7th July 2020

Phonics 7/7/2020

/igh/ words (as in sight)

Read the words and draw a line to the picture that matches


light



night



sight






Maths 7/7/2020

Measuring Fun

Have a variety of pieces of ribbon, lace, string.

Ask your child to make direct comparisons with a given length (e.g. a piece of ribbon taped to the table) and sort the lengths into **the same as**, **longer than** and **shorter than** the given length.

They could also line the lengths up in order from longest to shortest. Practise using the language shortest, shorter, short, longest, longer and long.

| Shorter | The same length | Longer |
|---|---|---|
|  |  |  |

| | |
|------------------------|--|
| Longer | |
| The Same Length | |
| Shorter | |

Handwriting 7/7/2020

Fine motor activity

Play Rock, Paper, Scissors with your child. Practise it with each hand.

Ask your child to practise writing the /igh/ grapheme using their best handwriting. Remind them to write the a first and to use a finger space after the h.

Reading activity 7/7/2020

After listening to the story "Titch" by Pat Hutchins on Class Dojo yesterday, today we are going to think about what Titch managed to do at the end of the story with the help of his brother and sister.

- Can you remember what happened at the end of the story?
- What did Titch's seed grow into?
- What else did Titch's seed need to grow?
- Did the plant grow to its full height straight away or did it take time?
- Can you see any plants or trees in your garden, or outside your window, or in the park?


Talk to your parents or siblings about the features of a plant. Draw a picture of a plant and write down a list of things it needs in order to grow or write a list next to the picture below.



Outdoor activity 7/7/2020

Go on a colour scavenger hunt. Cut out the template below, leaving a hole in the middle of the page. Go outside and look through the hole in the paper; can you find any of the colours around your face in nature?





Wednesday 8th July 2020

Phonics 8/7/2020

Today we are focusing on segmenting using the /igh/ trigraph. Write the word next to each picture.
Extra challenge – Write a sentence using one of these words. Remember to use a full stop at the end of the sentence, finger spaces and a capital letter at the beginning of your sentence.







Maths 8/7/2020

Find 6 of your favourite toy figures, e.g. a plastic doll, a superhero, a bear, a toy dog, a dinosaur and plastic troll, trying to make sure they are all different sizes. Stand them up and put them in order from the shortest to the tallest.

- Is the biggest one in the line-up the biggest toy you own?
- How big is the biggest toy you own?
- What could you use to measure it?

Practise using the language shortest, shorter, short, tallest, taller and tall.



Handwriting 8/7/2020

Fine motor activity

"Finger Fitness Exercise Dances for Kids" https://www.youtube.com/watch?v=r2tBH_XyeJc



Finger Fitness Exercise Dances for Kids

Greg Irwin • 362K views • 7 years ago

Overview of "Finger Fitness Exercise Dances for Kids" - Download available for \$9.95
[https://selffy.com/3165428094329168 ...](https://selffy.com/3165428094329168...)



Ask your child to write the following word using their best handwriting – night. Remind them to try and write on the line and to make their letters the same size. Can your child say or write a sentence using this word?

Reading activity 8/7/2020

What was your favourite part of the story “Titch” by Pat Hutchins? Watch the story again on Class Dojo if you cannot remember the whole story. Draw a picture of your favourite part of the story.

Extra challenge- write a sentence stating why this is your favourite part of the story. Is it at the beginning of the story, the middle or the end of the story?

PE 8/7/2020

Join in with “Cosmic Kids Yoga Dance Party”

<https://www.youtube.com/watch?v=23VdtT0vQUY>



Cosmic Kids Yoga DANCE PARTY!

Cosmic Kids Yoga 890K views · 2 months ago

GET THOSE WRIGGLES OUT with a mix of our Yoga Disco tracks. Yoga-based movement set to upbeat music. Can you do the full 12 ...



Thursday 9th July 2020

Phonics 9/7/2020

Today we are focusing on segmenting using the /igh/ trigraph. Write the word next to each picture (high, fight and thigh). Extra challenge – Write a sentence using one of these words. Remember to use a full stop at the end of the sentence, finger spaces and a capital letter at the beginning of your sentence.







Maths 9/7/2020

Can you cut out and measure the snakes below? You can use small objects to measure the snakes. Can you order them from shortest to longest? Practise using the language shortest, shorter, short, longest, longer and long.



Handwriting 9/7/2020

Fine motor activity

"Thumb Wars" - Get a friend to play this one. Make a fist with your right hand, lock your fingers with your friend and leave your thumbs free. Move your thumbs to opposite sides saying "1, 2, 3, 4, I declare a thumb war". Touch thumbs and try and "pin down" your friend's thumb. Don't let go of the fist hold...and maybe start with short nails!



Ask your child to write the following word using their best handwriting – fight. Remind them to try and write on the line and to make their letters the same size. Can your child say or write a sentence using this word?

PSHE 9/7/2020

Today we are going to think about the future. Soon, you will start Year 1; this is really exciting! You will have a new teacher, a new teaching assistant, a new classroom, a new cloakroom, a new outdoor learning area, a new lunchtime supervisor and lots of other new exciting experiences.



- What are you looking forward to in Year 1?
- What would you like to experience?
- Who do you think your new teacher and teaching assistant will be?
- What trips do you think you will go on?
- What will you learn about?

Write down what you are most excited about in this speech bubble. Send a picture of your work to your teacher on Class Dojo and we will send them to your new teacher!

In Year 1 I would like...

Outdoor activity 9/7/2020

Use natural materials such as sticks, leaves, flowers and stones to spell your name. Can you spell anyone else's name such as your parents, siblings or friends?




Friday 10th July 2020

Phonics 10/7/2020

Today we are going to focus on tricky words. Watch the following video that will help the children to learn the new set of tricky words: <https://www.youtube.com/watch?v=3NOzGR1ANc4>

Phase 4 Tricky Words Song Sight Words Song for said, have ...

<https://www.youtube.com> > watch ▾



<http://www.epicphonics.com> Check out our online phonics games and printable resources! A fun sight word and ...

5 May 2016 - Uploaded by Epic Phonics



Play "Tricky Word Thief". Cut out the set of tricky word cards and show them one at a time to your child. They can only 'steal' it if they can read it. When they have them all they win.

Extra challenge: practise writing some of these tricky words.

Super extra challenge: write a sentence containing one of these tricky words.

| | | | |
|------|------|------|------|
| said | have | like | come |
| some | what | when | said |
| have | like | come | some |
| what | when | | |

Maths 10/7/2020

Look at the picture with your children.

- What can they see?
- Can they use all of the mathematical language surrounding height and length that they have practised this week? For example – The girl is the tallest, that sunflower is the shortest.



Handwriting 10/7/2020

Fine motor activity

“Handwriting warm-ups: Beginner 5 minute hand and finger exercise teletherapy: OT for kids #10”

https://www.youtube.com/watch?v=oSTHI_YEpGY



HANDWRITING WARM UPS | BEGINNER 5 Minute Hand and Finger

Exercise Teletherapy | OT for Kids #10

OT Closet • 6.5K views • 1 month ago

During this difficult time of COVID-19 virus spread, families, therapists and children all go through very difficult time (emotionally, ...



Ask your child to write the following word using their best handwriting – light. Remind them to try and write on the line and to make their letters the same size. Can your child say or write a sentence using this word?

Reading activity 10/7/2020

Can you remember what the words “title”, “author” and “illustrator” mean? Ask your parents or siblings to help you to match these words to the correct definition.

Title

The person who
draws the
illustrations.

Author

The name of a
book.

Illustrator

The person who
writes a book.

PE 10/7/2020

Join in with Joe Wicks' live PE session at 9am on YouTube.

<https://www.youtube.com/user/thebodycoach1>



The Body Coach TV

2.46M subscribers · 416 videos

Welcome to the Body Coach TV where I post weekly home workouts to help you get, stronger, healthier and happier.



Week commencing- Monday 13th July 2020

| Day | Week |
|----------------------------|---|
| Monday 13 th | Phonics- Watch “oa sound: Mr Thorne does phonics” on YouTube. Complete “Draw it!” activity. Maths- Watch teacher tutorial on 3D shape. Complete matching activity. Handwriting- Write a sentence about what you did over the weekend. Reading activity- Watch your teacher read “The Bravest Fox”. Can you remember a time where you were brave? Outdoor activity- Paint stones. |
| Tuesday 14 th | Phonics- Blend the /oa/ word and match the word to the correct picture. Maths- Find examples of a sphere around your house. Daily reading Handwriting- Write the /oa/ digraph. Reading activity- What challenges may you face in Year 1? PE- Join in with “Avengers Training Academy” - Spiderman HIIT Workout” https://www.youtube.com/watch?v=YC_V8hnU2PY |
| Wednesday 15 th | Phonics- Segment words containing the /oa/ sound. Maths- Find examples of a cone and a cylinder around your house. Handwriting- Write the word “boat”. Reading activity- What is your favourite book? Outdoor activity- Use chalks to draw on your garden patio or the path outside your house. |
| Thursday 16 th | Phonics- Segment words containing the /oa/ sound. Maths- Find examples of a cube and a cuboid around your house. Handwriting- Write the word “road” PSHE- Write a letter to your new teacher. Outdoor activity- Join in with “Zumba Kids (easy dance) I like to move it: on YouTube. https://www.youtube.com/watch?v=ymigWt5TOV8 |
| Friday 17 th | Phonics- Play “Tricky Word Snap!” Maths- Complete your favourite maths activity that you have done at home. Daily reading Handwriting- Write a sentence about whatever you like! Outdoor activity- Go and play outside! |

*Phonics- Your child will focus on blending and segmenting with the /oa/ sound this week but we are also uploading videos and phonics activities involving adjacent consonants. We will upload a teacher video on Monday that you are welcome to show to your child too so that they are exposed to this sound and you are also welcome to request the phonics activities for pack 1 if your child would like to complete them as well.

Reading activities that can be completed throughout the week:

Choose one of the following each day:

- Read a reading book
- Log on to EPIC Books <https://www.getepic.com/> Class code- pcr2776
- Access phonics play blending games. Username-march20 Password- home
- Youtube- Watch Cbeebies Bedtime Stories
- Audible books are also offering a free streaming service so children can listen to stories for free <https://stories.audible.com/start-listen>

Monday 13th July 2020

Phonics 13/7/2020

This week the children will recap the /oa/ digraph. Watch the following video that will aid the children's use of the /oa/ digraph: <https://www.youtube.com/watch?v=tbLTgyrC3eg>
oa sound - Mr Thorne Does Phonics - YouTube

<https://www.youtube.com> > watch



An app made just for kids. Open app. oa sound - Mr Thorne Does Phonics.
29K views, 70, 21. Share. Save ...
24 Mar 2015 - Uploaded by Mr T's Phonics



Draw it Activity — Read the word/caption and draw a picture of it in the box

| | |
|------------------|------------------|
| a boat | pick up the coat |
| a toad on a road | a goat |

Maths 13/7/2020

This week the children will learn about 3d shapes. They will get the opportunity to identify them and describe their properties using mathematical language such as edges, vertex/vertices and faces.



Watch the tutorial on 3d shapes with your child.

Complete the matching activity on the next page. You may need to read the shape names for your child.



Cube



Sphere



Cylinder



Cuboid



Cone

Handwriting 13/7/2020

Fine motor

Pinch n Pull - With one hand pinch your thumb and index finger together making a circle. Do the same with the other hand but lock the circle together with the first hand. Pull! Try this with each finger making a circle.



Ask your child to write a word or a sentence about what they did over the weekend. Remind them of writing on the line and keeping their letters the same size.

Reading activity 13/7/2020



Please watch the video of your teacher reading the story “The Bravest Fox” by Ronne Randall. This story is all about two foxes who compete to see who is the bravest.

- What do the two foxes learn at the end of the story?
- What does the word brave mean?
- Can you think of a time when you have been brave?
- How did you feel after you accomplished that challenge?

Draw a picture to show a time when you have been brave. Extra challenge- write a sentence to describe what happened.

Outdoor activity 13/7/2020

Go into your garden or outside your house or to the park and find some stones. Use paints or felt tip pens to decorate them with pictures or write messages on them. You could either use them to decorate your garden or your house or leave them in a public place for people to find.



Tuesday 14th July 2020

Phonics 14/7/2020

/oa/ words (as in toad)

Read the words and draw a line to the picture that matches.

road



coat



boat



Maths 14/7/2020



- What is this shape?
- Can you describe it?
- How many faces, edges or vertices does it have?
- Are the edges straight or curved?

Go on a 3d shape hunt around your house. Can you find an example of this shape? Send a picture to your teacher.

Handwriting 14/7/2020

Fine motor activity

“Fine motor development: Playdough Song: If you’re happy and you know it”

<https://www.youtube.com/watch?v=DrBsNhwxyzgc>



Fine motor development | Playdough song | If you're happy and you know it

Early Years Emily • 235K views • 2 years ago

A fun playdough song to develop fine motor control and coordination - get your kids ready for writing!
Easy to follow playdough ...



Ask your child to practise writing the /oa/ grapheme using their best handwriting. Remind them to write the a first and to use a finger space after the a.

Reading activity 14/7/2020

You are now in your last week in Reception and you have worked very hard this year. You have all been very brave and faced new challenges in Reception and have been very resilient. Today, we would like you to think about what challenges you may face in Year 1.

- Is there anything that is worrying you?
- What could you do when you face a new challenge?
- Could you ask for help like the characters in “The Bravest Fox”?

Talk to your parents about these questions.

PE 14/7/2020

Join in with “Avengers Training Academy”- Spiderman HIIT Workout”

https://www.youtube.com/watch?v=YC_V8hnU2PY



'AVENGERS TRAINING ACADEMY' - SPIDER-MAN HIIT WORKOUT
GET KIDS MOVING • 490K views • 2 years ago
Marvel Studios' 'Avengers: Infinity War' brings to the screen the ultimate, deadliest showdown of all time. The Avengers and their ...



Wednesday 15th July 2020

Phonics 15/7/2020

Today we are focusing on segmenting using the /oa/ digraph. Write the word next to each picture.
Extra challenge – Write a sentence using one of these words. Remember to use a full stop at the end of the sentence, finger spaces and a capital letter at the beginning of your sentence.







Maths 15/7/2020



- What are these shapes?
- Can you describe them?
- How many faces, edges or vertices do they have?
- Are the edges straight or curved?

Go on a 3d shape hunt around your house. Can you find any of these shapes? Send a picture to your teacher.

Handwriting 15/7/2020

Fine motor activity

Place palms together, fingers straight, separate palms slightly, keeping finger tips touching. Rotate thumbs around each other, away from the body then towards body. Ten times each way.



Ask your child to write the following word using their best handwriting – boat. Remind them to try and write on the line and to make their letters the same size. Can your child say or write a sentence using this word?

Reading activity 15/7/2020

You have worked so hard this year learning to read. You have learnt new sounds in phonics, learnt to read with expression, developed preferences for different types of books and learnt about their features.

- What story have you enjoyed learning about this year?
- Why did you like it?
- What was your favourite part?
- Would you recommend it to a friend?

Share your favourite story with your teacher. Extra challenge- draw a picture of the front cover or a picture of your favourite part of the story.

Outdoor activity 15/7/2020

Take some chalks out into your garden or on to the path outside your house. Decorate the ground with lots of pictures!

Thursday 16th July 2020

Phonics 16/7/2020

Today we are focusing on segmenting using the /oa/ digraph. Write the word next to each picture (goat, coach and soap). Extra challenge – Write a sentence using one of these words. Remember to use a full stop at the end of the sentence, finger spaces and a capital letter at the beginning of your sentence.







Maths 16/7/2020



- What are these shapes?
- Can you describe them?
- How many faces, edges or vertices do they have?
- Are the edges straight or curved?

Go on a 3d shape hunt around your house. Can you find any of these shapes? Send a picture to your teacher.

Handwriting 15/7/2020

Fine motor activity

“Finger warm up exercises for handwriting and fine motor dexterity: occupational therapy”.

<https://www.youtube.com/watch?v=o7U4jFs1jo4>



Finger Warm Up Exercises for Handwriting and Fine Motor Dexterity I
Occupational Therapy

Polaris Occupational Therapy • 35K views • 11 months ago

There are several activities which help stretch and relax fingers to promote fine motor dexterity. Try this simple, one minute, hand, ...



Ask your child to write the following word using their best handwriting – road. Remind them to try and write on the line and to make their letters the same size. Can your child say or write a sentence using this word?

PSHE 16/7/2020

Watch the teacher tutorial on writing a letter on Class Dojo. Today we would like you to write a letter to your new teacher. This activity will allow you to introduce yourself to your new teacher and tell them something about yourself! You can tell them your name, how old you are and an interesting fact about yourself; you could also draw a picture of yourself so that your new teacher knows what you look like. Send a picture of your letter to Miss Howes or Mr Carr and we will send them to your new teacher.



You can choose one of the special writing pages to write on. There is a word mat and sentence starters to help you to think of ideas.

My 'All about me' Word Mat

| | | | |
|-----|------|------|------|
| mum | like | have | best |
| dad | love | like | have |

I
and
said
look
was
the

All About Me!

My name is _____.

My birthday is _____.

I am _____ years old.

My favourite colour is _____

_____.

My favourite food is _____

_____.

I live with my _____.

My brothers and sisters are called _____

_____.

Things that I am really good at are, _____

_____.

My favourite T.V. programme is _____

because _____


_____.

When I grow up I want to be _____

_____.

My best friend is called _____.





twinkl.com



PE 16/7/2020

Join in with "Zumba Kids (easy dance) I like to move it: on YouTube.

<https://www.youtube.com/watch?v=ymigWt5TOV8>



Zumba Kids (easy dance) - I like to move it

Zumba with Dovydas • 34M views • 1 year ago

You can support me : <https://www.patreon.com/user?u=18764540> This is my first ever Zumba kids group in Gargždai city and they ...




Friday 17th July 2020

Phonics 17/7/2020

Today we are going to focus on tricky words. Watch the following video that will help the children to learn the new set of tricky words: <https://www.youtube.com/watch?v=3NOzgR1ANc4>

Phase 4 Tricky Words Song Sight Words Song for said, have ...

<https://www.youtube.com> > watch ▾



<http://www.epicphonics.com> Check out our online phonics games and printable resources! A fun sight word and ...

5 May 2016 - Uploaded by Epic Phonics



Play "Tricky Word Snap". Cut out both sets of tricky word cards and play snap with your child.

Extra challenge: practise writing some of these tricky words.

Super extra challenge: write a sentence containing one of these tricky words.

| | | | |
|------|------|------|------|
| said | have | like | come |
| some | what | when | said |
| have | like | come | some |
| what | when | | |

| | | | |
|---------|---------|---------|---------|
| s a i d | h a v e | l i k e | c o m e |
| s o m e | w h a t | w h e n | s a i d |
| h a v e | l i k e | c o m e | s o m e |
| w h a t | w h e n | | |

Maths 17/7/2020


It is the last day of term!! All your teachers are so proud of your achievements in maths this year! What has been your favourite thing to do in maths this year? Have a go at completing a maths activity of your choice, one that you have really enjoyed doing. Send a picture to your teacher.

Handwriting 17/7/2020

Fine motor

Handwriting Warm-Up Fine Motor Exercises

- Put the palms of your hands together.
- Now push them against one another.
- Fold your fingers around one another.
- Try to pull them apart.
- Repeat a number of times.



Well done for all your improvements with handwriting this year. Your teachers are all so proud of the effort you have put in. For your final handwriting challenge, write whatever you want in your neatest handwriting. This could be a word or a sentence. Send a picture to your teacher and see how much you can impress us.

Outdoor activity 17/7/2020

You have worked incredibly hard this year so today Mr Carr and I would like you to... GO AND PLAY IN THE SUNSHINE! Have a fabulous summer holidays and we will see you soon!