

Year 6 - PACK 2 - Week 7 – Week Beginning 13.07.2020

Monday	Reading – Year 6 Class of 2020 Leaver’s Poem Writing – What is a Playscript? Maths – MATHS INVESTIGATION CHALLENGE Thematic – Transition
Tuesday	Reading – Year 6 Class of 2020 Leaver’s Poem Writing – Action Maths – MATHS INVESTIGATION CHALLENGE Science – Animals including humans – Session 6 – Healthy Villains
Wednesday	Reading – Year 6 Class of 2020 Leaver’s Poem Writing – Stage Directions Maths – MATHS INVESTIGATION CHALLENGE PE – Boccia Game Computing – NASA Moon to Mars
Thursday	Reading – Year 6 Class of 2020 Leaver’s Poem Writing – Drafting a Playscript Maths – MATHS INVESTIGATION CHALLENGE ART – DRAW WOTH ROB – MONSTERS
Friday	Reading – Year 6 Class of 2020 Leaver’s Poem Writing – Writing and Editing a Playscript Maths – MATHS INVESTIGATION CHALLENGE GRADUATION CERTIFICATE

This timetable is flexible. Some days will be more productive than others. We ask that you do the core subjects (reading, writing, maths) daily, and then balance the foundation subjects as suits you. You may find that doing all of the days work in one go works best (remember to take a short break, though) or splitting it into morning and afternoon suits you better.

If you are unable to complete everything then do not worry. Do your best and that will be good enough. Remember the assembly on routines – try to start at the same time every day, in a quiet place if possible.

Have a clear plan for the day.

There will be some QR codes (barcodes) that you will be able to scan. These will take you to a website with further information or activities on. Any scanning app, eg Barcode Scanner, on a mobile device or tablet will enable you to do this.

Monday	Reading – Year 6 Class of 2020 Leaver’s Poem Writing – What is a Playscript? Maths – MATHS INVESTIGATION CHALLENGE Thematic – Transition
---------------	---

TASK 1 – Reading

Read the following poem carefully, all about how your time in year 6 has been different, but also incredibly powerful this year!

The Class of 2020 Year 6 Leavers' Poem

What a year it's been for you,
My lovely, little crew!
We had plans and intentions,
And a lot of things to do.
From learning about areas,
Like algebra and SPaG,
To using the subjunctive mood –
We had that in the bag!

But, as you'll often find in life,
We were put to the test...
But not the normal SATs-y kind –
A weird, abnormal quest.
We were sent into lockdown
And school was closed for most.
Of all of our priorities,
Your safety was utmost.

Your world was twisted sideways;
Your life changed overnight.
Yet, acting for the greater good,
You did what's just and right.
It's been so hard – I know that.
I'm proud of what you've shown
When facing such adversity
Unlike we've ever known.

We're in a time in history
That will be on the shelves:
A tale to tell our grandchildren
That's greater than ourselves.

A spell when you were children
And you had to leave your friends
To keep all of your loved ones safe
And bring this to an end.

They'll look at you like heroes –
The sort I know you are:
You're warriors; you're brave, young
knights;
You're bright and dazzling stars.
And, though we've had to part now,
In unexpected ways,
We still have all the memories
Of countless fun school days.

Remember cheers on Sports Days,
And trips to near and far.
Remember class assemblies,
And pretending to be movie stars.
Remember all our playtimes
And running on the grass.
But, most of all, remember,
How you're valued in this class.

As I look back in the future,
I'll think of you and smile;
The kids who showed resilience,
And went the extra mile.
So, though it's time to say goodbye,
Just know it's not the end.
We'll live on in your memories,
As special year six friends.

TASK 2 – Likes, Dislikes, Similarities and Differences



Once you have read the poem, we would like you to fill in the following grid in as much detail as possible and share it on ClassDojo so it can be shared with the rest of the year group.

What I <i>like</i> about the poem:	What I <i>dislike</i> about the poem:
How the poem is <i>similar</i> to my experiences:	How the poem is <i>different</i> to my experiences:

WRITING – Monday 13th July – What is a Playscript?

During your English lessons this week, you will be looking at a range of vocabulary to create a playscript.

Playscript

A **play script** is a piece of writing written for the stage. A **play script** will include a list of characters (at the very beginning). It may be divided into acts which are then divided into scenes.

Task 1: - Highlight key features

Today's activity is to read the following biography and highlight the key features in different colours. (*cast list, scene setting paragraph, characters, colons, brackets, speech, action, stage direction, new speaker – new line*)

The Story of Rama and Sita Play Script

Cast:



Rama
The King's Son
and rightful heir
to the throne



Sita
Rama's Wife



King
An old,
tired man



Rama's stepmother
The king's wife who
wants her own son
to be the next king



Lakshmana
Rama's brother



Ravana
The demon-king
with ten heads



Hanuman
The monkey king

Scene 1

Lights up. The palace gardens. Rama and Sita enter the stage. They walk around, talking and laughing as the narrator speaks. Birds can be heard in the background.

Narrator 1:

Once upon a time, there was a great warrior, Prince Rama, who had a beautiful wife named Sita.

Rama and Sita stop walking and stand in the middle of the stage.

Sita:

(looking up to the sky) What a beautiful day.

Rama:

(looking at Sita) Nothing compares to your beauty.

Sita:

(smiling) Come, let's continue.

Rama and Sita continue to walk around the stage, talking and laughing as the narrator continues.

Narrator 1:

Rama was the eldest son of the king. He was a good and popular man. He would become king one day, however, his stepmother wanted her son to be the next king.

Rama's stepmother enters the stage.

Rama's
stepmother:

(grumpy) What are you both so happy about?

Rama:

We are enjoying this beautiful morning. Stepmother, how are you today?

Rama's
stepmother:

Why do you care Rama?

(Under her breath as she leaves the stage) I won't be happy until that boy is gone.

Rama and Sita ignore her, continue walking around the garden, talking happily, leaving the stage at the opposite side. Lights down.

Scene 2

Lights Up. Inside the palace. The king is sat on his throne with his wife stood beside him.

Rama's stepmother:	Your son has just been very rude to me... again. He said he would banish me to the forest once he is king.
King:	Rama said that? No, he couldn't have done.
Rama's stepmother:	Are you saying that you don't believe your dear wife?
King:	I'm sorry my love, I'm getting too old and tired for this. For weeks you have told me about how mean he has become. Perhaps he won't make a good king after all?
Rama's stepmother:	I fear the same.
	Rama and Sita enter.
Rama:	(cheerful and bowing) Good morning father!
Sita:	(curtseying) Good morning your majesty.
King:	Rama, why have you become so cruel and boastful? This is not how a future king should behave!
Rama:	What? I don't understand.
King:	I thought you would make a kind, understanding king but I fear you will not. I think there is somebody better to continue this important role.
Rama:	But...
Rama's stepmother:	(interrupting Rama) Not everyone is cut out to be king, Rama.
Rama:	It's you! You have been putting ideas into my father's head. You horrible woman!
King:	(angrily) ENOUGH! I've heard enough. Rama, that is no way to speak to my wife. Go to the forest and stay there for 14 years. By then, I will be gone and a new king will rule. Leave now! (storms off the stage)

Rama falls down to his knees with his head in his hands. Sita tries to comfort him. Having seen this, Rama's stepmother laughs and leaves the stage.

Lights down

4-a-Day Arithmetic Practice

1 $9 - 3.45 =$

2 $447,435 - 54,865 =$


3 $182 \div 7 =$

4 $181 \times 4 =$

MATHS INVESTIGATION CHALLENGE

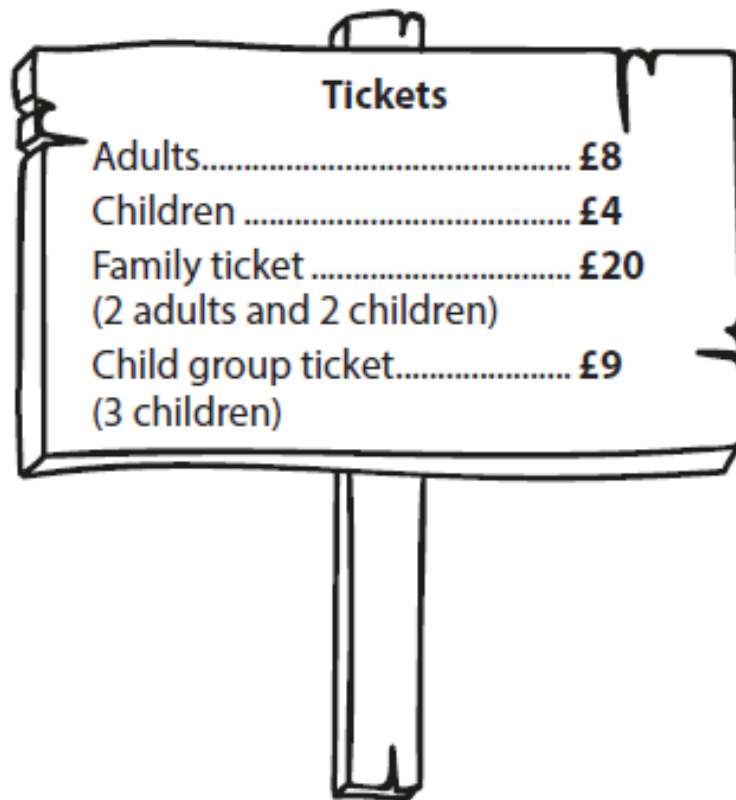
Over the next week, you will be completing a maths challenge that will consolidate all the objectives that you have been working so hard on for the past few weeks!

CHALLENGE: TRIP TO OAKHAM HALL



Questions 1 and 2 – Addition and Subtraction:

Sarah, Kyle and Humma decide to visit the fair being held in the grounds of Oakham Hall.



Tickets	
Adults.....	£8
Children	£4
Family ticket	£20 (2 adults and 2 children)
Child group ticket.....	£9 (3 children)

- 1** How much does it cost in total for the children to go to the fair if they each buy their own ticket?

£

- 2** How much do they save if they buy the child group ticket?

£



Primary school memories



Take a trip down memory lane with your family and friends. It's important when you have a big change ahead to think about what you are leaving behind on your journey – it's a big thing to leave primary school. Hunt out drawings, photos, certificates, and awards and any other evidence of your life in primary school.

Remembering together . . .

Talk to a member of your family about your memories of Primary School right from when you started in nursery or reception. Here are some questions you might want to start with

- ★ Which events, trips, plays, assemblies, sports, and music activities do you remember?
- ★ What jobs or roles of responsibility have you had in primary school?
- ★ What lessons have you enjoyed the most? (or the least?)
- ★ Who have been your best friends at primary, how long have you known them?
- ★ Who were your favourite teachers/ helpers?
- ★ When did you get any certificates or rewards and what for?

Then ask your family about their memories of primary school:

- ★ What has been your proudest moment or achievement?

- ★ Which of the teachers do you remember and why ?
- ★ What is your favourite memory?
- ★ Is there something you would rather forget?
- ★ Is there something in particular you remember about a school event?
- ★ Can you think of a time when something made you laugh? Or made you worried or scared?

Write down your family's memories here

Now you have lots of ideas, use your memories to fill in the memory case (overleaf) to take with you – you can include words or drawings or stick on photographs or bits from newsletters or tickets to shows or anything else... you can stick things over the headings – those are just to give you some ideas...

things in there. You could take a photo of it to show your new form teacher.

- ★ You could do it on your computer. You could print it out or email it to your new teacher in September.

Or if you'd rather,

- ★ You could put things in a scrapbook, or find and decorate an old shoe box and put





Primary School Memory Page

You could do this on the computer if you'd prefer

The memory page features several photo frames and icons:

- Favourite teachers:** A simple rectangular frame with a star in the bottom-left corner.
- Sports or clubs:** A rectangular frame with a decorative border of small circles.
- Plays, concerts or assemblies:** An oval frame with a decorative scalloped border.
- Best trips:** A rectangular frame with a star in the bottom-left corner.
- Friends:** A rectangular frame with a star in the bottom-left corner.
- Favourite lessons:** A circular frame with a double-line border.
- Certificates or awards:** A rectangular frame with a decorative border of small circles.

Other elements include a keyboard icon at the top left, a camera icon on the right, a tag that says "Primary School best bits by...", and a "FRIENDS" label with two cartoon faces at the bottom right.



SHARE THESE WITH US ON CLASS DOJO AND WE WILL CREATE AN ASSEMBLY SHARING YOUR FAVOURITE MEMORIES FROM SCHOOL!!

Tuesday	Reading – Year 6 Class of 2020 Leaver’s Poem Writing – Action Maths – MATHS INVESTIGATION CHALLENGE Science – Animals including humans – Session 6 – Healthy Villains
----------------	--

TASK 1 – Reading

Read the following poem again carefully, all about how your time in year 6 has been different, but also incredibly powerful this year!

The Class of 2020 Year 6 Leavers' Poem

What a year it's been for you,
My lovely, little crew!
We had plans and intentions,
And a lot of things to do.
From learning about areas,
Like algebra and SPaG,
To using the subjunctive mood –
We had that in the bag!

But, as you'll often find in life,
We were put to the test...
But not the normal SATs-y kind –
A weird, abnormal quest.
We were sent into lockdown
And school was closed for most.
Of all of our priorities,
Your safety was utmost.

Your world was twisted sideways;
Your life changed overnight.
Yet, acting for the greater good,
You did what's just and right.
It's been so hard – I know that.
I'm proud of what you've shown
When facing such adversity
Unlike we've ever known.

We're in a time in history
That will be on the shelves:
A tale to tell our grandchildren
That's greater than ourselves.

A spell when you were children
And you had to leave your friends
To keep all of your loved ones safe
And bring this to an end.

They'll look at you like heroes –
The sort I know you are:
You're warriors; you're brave, young
knights;
You're bright and dazzling stars.
And, though we've had to part now,
In unexpected ways,
We still have all the memories
Of countless fun school days.

Remember cheers on Sports Days,
And trips to near and far.
Remember class assemblies,
And pretending to be movie stars.
Remember all our playtimes
And running on the grass.
But, most of all, remember,
How you're valued in this class.

As I look back in the future,
I'll think of you and smile;
The kids who showed resilience,
And went the extra mile.
So, though it's time to say goodbye,
Just know it's not the end.
We'll live on in your memories,
As special year six friends.

TASK 2 – Retrieval Questions

1. Tick one box in each row to show whether each statement is **true** or **false**.

	True	False
This year has been the same as every other year		
You are all incredibly brave and resilient in what you have achieved over this difficult time		
It is important to look back on this time as an important part of your life as you move on into your amazing futures		

2. Look at the verse beginning '*Your world was twisted sideways...*' Write down **three** ways in which life has changed over this period from them the 'normal' way of life.

1) _____

2) _____

3) _____

3. Look at the verse beginning '*We're in a time...*' Which line shows that this period in history will be remembered for all of time by future generations?

4. From reading the poem, and what you have learnt about this strange time, give **two reasons** why participating in the lockdown was so important.

1) _____

2) _____



Share your responses on Class Dojo to share with the rest of the class and make edits to yours based on other people's answers and the answers sent out at the end of the day.

WRITING - Tuesday 14th July – Action

Task 1 – Vocabulary Definitions:

Find the definitions of these words to help you with your understanding of the letter:

<https://kids.wordsmyth.net/we/>

<u>WORD</u>	<u>DEFINITION</u>
banished	
boastful	

Task 2:

This week you are going to imagine meeting a new friend on your first day of secondary school. You will need to think carefully about what you would talk to your new friend about. You will create your own playscript (only one scene), remembering to include all of the key features.

Scene: _____

Cast: _____

Topic of conversation: _____

There are lots of features of a playscript. Today we are going to be looking at **action**.

Action:

Definition:

In a playscript, action tells you what the characters are doing or how they are speaking and is usually placed within **BRACKETS ()**.

Examples:

- (Giving the basket to Little Red Riding Hood and kissing her on the cheek)
- (With her hand on the door, turning to face her mother)
- (quietly to herself)

Action is written in brackets next to what the character is saying.

Task 3:

Using the examples above, along with your own ideas for your playscript, generate at least 3 actions that could be used later in the week to draft your playscript.

1. _____

2. _____

3. _____



Share them on Class Dojo once you have finished so that we can share them with the class and you can magpie ideas from other people.

4-a-Day Arithmetic Practice

1 $7.6 + 2.845 =$

2 $7 \times 43 =$

3 $462 \div 6 =$


4

			2	5	9				
x				1	7				
<hr/>									

MATHS INVESTIGATION CHALLENGE

Over the next week, you will be completing a maths challenge that will consolidate all the objectives that you have been working so hard on for the past few weeks!

CHALLENGE: TRIP TO OAKHAM HALL



Questions 3-6 – Adding and Subtracting Time

REMEMBER: There are 60 minutes in an hour, not 100

There is a miniature railway, with one train, which runs between different attractions at the fair.

After the café, it goes straight back to the car park.

Sarah, Kyle and Humma arrive at the entrance at **10.20 am**.

Train Times			
Car park	10:00	10:30	11:00
Entrance	10:10	10:40	11:10
Funfair	10:15	10:45	11:15
House	10:20	10:50	11:20
Café	10:25	10:55	11:25

- 3** How long do they have to wait until the next train arrives?

minutes

- 4** At what time would the children arrive at the funfair if they went on this train?

- 5** It takes **10** minutes to walk to the funfair. The children decide it will be quicker to walk than to wait for the next train.

At what time do the children arrive at the funfair?



- 6** How many minutes earlier is this than if they had waited for the next train?

minutes

Healthy Villains!

As we grow into adults, there are lots of things we should be doing to help keep our bodies strong and healthy.

There are also lots of things we can do that are **unhealthy** and could **damage** our bodies.

Thinking Time

Are these people healthy?



Weight

This man looks to be **overweight**. This is **not healthy** as it can put **extra strain on your organs, bones and muscles**. He is also eating a large amount of **unhealthy food**. Finally he is sat watching TV. It is ok if you watch TV but you need to make sure you are active too. It is also ok to have unhealthy food sometimes however it needs to be in moderation.

What can being overweight do to your body?

Being overweight means you **weigh more than the average person for your age and height**. It means you have **too much body fat**. It is **not fair to make fun** of people who are overweight. **Some people have health reasons** which makes it hard for them to lose weight.

Adults who are **overweight** can have different **health problems** like:

- **issues with mobility**
- **painful joints or bones**
- **heart problems**
- **diabetes**

What can smoking do to your body?

Smoking can **affect your health** in different ways. **Smoker's lungs are damaged** from the build up of dangerous substances that are being inhaled. Smokers may also have **difficulty with their breathing** as parts of the lung become more damaged and cannot do their job properly.

Smoking also affects your health in other ways:

- **Bad breath**
- **Yellow teeth**
- **Decreasing fitness levels**

Smoking also significantly **increases your chance of developing lung cancer**.

Many smokers know the risks to their health but find it difficult to stop as nicotine in cigarettes is addictive.



What can alcohol do to your body?


Lots of adults drink alcohol. Some scientists say it is ok to drink a small amount but others disagree. Alcohol can have many side effects that can be bad for your health:

- Alcohol can **affect the body and brain**. It can **affect your judgement** meaning you may do silly or dangerous things that you would not normally do.
- You may **lose control of simple movements** so may not be able to walk or stand.
- You may lose control over your mouth muscles which makes it **difficult to speak**.
- You may suffer from **memory loss**. You might not be able to remember your address and the day after you may not be able to remember what happened when you were drinking.
- You may become **aggressive and violent**.
- You may feel ill when the effects of the alcohol wear off (usually the day after). People call this a '**hangover**'.

If you were to continue drinking excessively over a number of years you may suffer more serious health problems like high blood pressure, liver damage or stomach cancer.

Independent Task

Choose one of the healthy villains and create a poster to educate people on the health risks.



Share your healthy villain poster on ClassDojo so that we can spread these around the school and promote healthy living for the rest of the school.

Wednesday	Reading – Year 6 Class of 2020 Leaver’s Poem Writing – Stage Directions Maths – MATHS INVESTIGATION CHALLENGE PE – Boccia Game Computing – NASA Moon to Mars
------------------	--

READING Wednesday 15th July – Year 6 Class of 2020 Leaver's Poem

TASK 1 – Reading and Vocabulary identification

Read the following poem again carefully, all about how your time in year 6 has been different. Using a coloured pencil or highlighter, identify the phrases that have been listed in task 2 and think about what that might mean.

The Class of 2020 Year 6 Leavers' Poem

What a year it's been for you,
My lovely, little crew!
We had plans and intentions,
And a lot of things to do.
From learning about areas,
Like algebra and SPaG,
To using the subjunctive mood –
We had that in the bag!

But, as you'll often find in life,
We were put to the test...
But not the normal SATs-y kind –
A weird, abnormal quest.
We were sent into lockdown
And school was closed for most.
Of all of our priorities,
Your safety was utmost.

Your world was twisted sideways;
Your life changed overnight.
Yet, acting for the greater good,
You did what's just and right.
It's been so hard – I know that.
I'm proud of what you've shown
When facing such adversity
Unlike we've ever known.

We're in a time in history
That will be on the shelves:
A tale to tell our grandchildren
That's greater than ourselves.

A spell when you were children
And you had to leave your friends
To keep all of your loved ones safe
And bring this to an end.

They'll look at you like heroes –
The sort I know you are:
You're warriors; you're brave, young
knights;
You're bright and dazzling stars.
And, though we've had to part now,
In unexpected ways,
We still have all the memories
Of countless fun school days.

Remember cheers on Sports Days,
And trips to near and far.
Remember class assemblies,
And pretending to be movie stars.
Remember all our playtimes
And running on the grass.
But, most of all, remember,
How you're valued in this class.

As I look back in the future,
I'll think of you and smile;
The kids who showed resilience,
And went the extra mile.
So, though it's time to say goodbye,
Just know it's not the end.
We'll live on in your memories,
As special year six friends.

TASK 2 – VOCABULARY – Phrase and Saying Definition Matching

Now you have identified all of these sayings below, draw lines to match the sayings from the poem to their meanings:

PART 1:

We had it in the bag

Looking after yourselves is the most important thing

Your safety was upmost

When you are up against times or situations that are very difficult

The world was twisted sideways

Something that you will 100% achieve

For the greater good

Things in your life changed very quickly from what is normal

Facing such adversity

Doing things that not only help you but also everybody else

PART 2:

Bright and dazzling stars

A short period of time

Went the extra mile

Exceptional people who should be very proud of themselves

We'll live on in your memories

Making a special effort to do something which is out of the ordinary

A spell when you were...

Something that will be remembered for a very long time



Share your responses on Class Dojo to share with the rest of the class and make edits to yours based on other people's answers and the answers sent out at the end of the day.

WRITING - Wednesday 15th July – Stage Directions

Stage Direction

Definition: Stage direction is an instruction written in the script of a play that gives direction to the actors or information about the scenery.

Examples:

- (walking slowing towards his Mum, dragging his feet)
- (skipping around the centre of the stage happily)



Stage Direction is written in brackets on its own line.

Task 1:

Add stage directions to a play script

Read the following extract from play script and add in stage directions where we have indicated. You need to think carefully about how to make your directions relevant and effective.

- Include adverbs
- Write your stage directions in the present tense

Scene 3 *Inside the Cave*

Narrator: *Night fell before they had finished eating. The cave was a very gloomy place. The only light was coming from the glowing embers of the fire in the middle of the floor. Nik and Andreas kept watch at the doorway. Suddenly the ground began to tremble and shake. They could hear boulders crunching and stones crashing down the cliffs into the sea below.*

Alex: It's an earthquake!

(_____)

Odysseus: It sounds more like the footsteps of a giant.

Nik: Look out, look out!

(_____)

Andreas: There is a giant coming!

Nik: He's as big as twenty men.

Alex: That's big!

(_____)

Andreas: He's so big that he's using a tree for a walking stick.

Alex: That's really big!

Nik His face is hairy and dirty and as big as the moon.

Task 2

Using the examples above, along with your own ideas for your playscript generate at least 3 examples of stage direction that could be used later in the week to draft your playscript.

1. _____

2. _____

3. _____



Share them on Class Dojo once you have finished so that we can share them with the class and you can magpie ideas from other people.

4-a-Day Arithmetic Practice

1 $4,327 + 496 =$

2 $10 - 0.93 =$


3 $\frac{3}{6} + \frac{5}{6} =$

4

			8	4	2				
x				9	3				

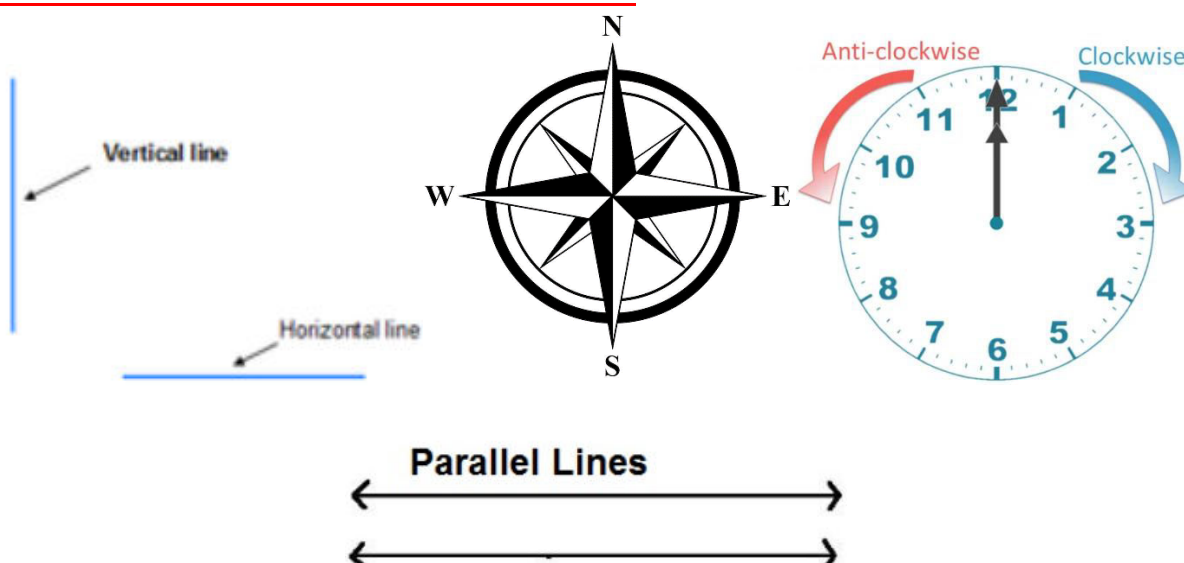
MATHS INVESTIGATION CHALLENGE

Over the next week, you will be completing a maths challenge that will consolidate all the objectives that you have been working so hard on for the past few weeks!



CHALLENGE: TRIP TO OAKHAM HALL

USE THESE TO HELP YOU WITH YOUR ANSWERS



Questions 7-10 – Horizontal, Vertical, Position and Direction

The railway runs between the different attractions as shown by the plan below. The railway track between the entrance and the funfair runs vertically on the plan.



7 Name a journey that runs horizontally on the plan.

..... to

8 Name **two** journeys that run parallel to each other on the plan.

..... to

..... to

9 The entrance is directly east of the visitor parking. Sarah, Kyle and Humma walk from the entrance to the funfair.

In what direction do they walk?

10 From the funfair, the children make a **quarter** turn to look at Oakham Hall.

In which direction do they turn? Circle the correct answer.

clockwise

anti-clockwise

Boccia

Home Physical Education

Can you play fairly and keep the score?

How to play:

- This game can be played standing up or sitting down.
- Choose a place to throw from and place a marker 5 steps away.
- Each player needs 3 balls or pairs of socks.
- Players take turns to throw or roll their ball towards the marker.
- Once all players have thrown or rolled their ball, the ball that is closest to the marker is the winner.



Can you keep trying even if your ball is the furthest away from the marker?

Top Tips

Roll or Throw Underarm

Step forwards with one foot, bending the knee, release the ball along the ground using your opposite hand.

Let's Reflect

What did you learn after each throw or roll to adapt for the next?

How did you keep focused?

What is 'Boccia'?


Watch the following video from a coach at Complete PE to give you some tips on what some of these exercises are and how this can be done in all types of homes and outdoor areas.

Share some pictures of your exercises with us on ClassDojo, along with your fastest times and how many times you can complete the circuit!

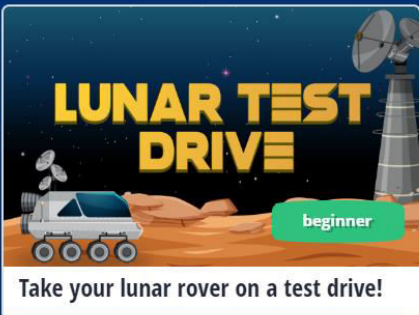
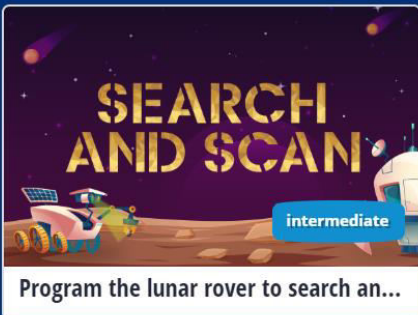






Wednesday 15th July Computing – NASA Moon to Mars

Explore NASA's exciting new efforts to reach the Moon and then Mars. Design your own animated mission patch, imagine your life as an Artemis astronaut on the Lunar Gateway, and more. Beginners can try step-by-step tutorials, while experienced programmers can create your own original projects with block or text coding.



<https://www.tynker.com/hour-of-code/nasa-moon-2-mars>

 <p>LUNAR TEST DRIVE</p> <p>beginner</p> <p>Take your lunar rover on a test drive!</p>	 <p>SEARCH AND SCAN</p> <p>intermediate</p> <p>Program the lunar rover to search an...</p>	 <p>ROVER RELAY</p> <p>advanced</p> <p>Control a squad of rovers to explore ...</p>
 <p>TELL YOUR LUNAR GATEWAY STORY</p> <p>intermediate</p> <p>Explore life as an Artemis astronaut ...</p>	 <p>JS JavaScript</p> <p>TELL YOUR LUNAR GATEWAY STORY</p> <p>advanced</p> <p>Explore life as an Artemis astronaut ...</p>	 <p>DESIGN A MISSION PATCH</p> <p>beginner</p> <p>Combine your artistic skills with codi...</p>

Thursday	Reading – Year 6 Class of 2020 Leaver’s Poem Writing – Drafting a Playscript Maths – MATHS INVESTIGATION CHALLENGE ART – DRAW WOTH ROB – MONSTERS
-----------------	--

TASK 1

Read the poem again and familiarise yourself with the important content covered and the beat and rhyme structure used within in.

The Class of 2020 Year 6 Leavers' Poem

What a year it's been for you,
My lovely, little crew!
We had plans and intentions,
And a lot of things to do.
From learning about areas,
Like algebra and SPaG,
To using the subjunctive mood –
We had that in the bag!

But, as you'll often find in life,
We were put to the test...
But not the normal SATs-y kind –
A weird, abnormal quest.
We were sent into lockdown
And school was closed for most.
Of all of our priorities,
Your safety was utmost.

Your world was twisted sideways;
Your life changed overnight.
Yet, acting for the greater good,
You did what's just and right.
It's been so hard – I know that.
I'm proud of what you've shown
When facing such adversity
Unlike we've ever known.

We're in a time in history
That will be on the shelves:
A tale to tell our grandchildren
That's greater than ourselves.

A spell when you were children
And you had to leave your friends
To keep all of your loved ones safe
And bring this to an end.

They'll look at you like heroes –
The sort I know you are:
You're warriors; you're brave, young
knights;
You're bright and dazzling stars.
And, though we've had to part now,
In unexpected ways,
We still have all the memories
Of countless fun school days.

Remember cheers on Sports Days,
And trips to near and far.
Remember class assemblies,
And pretending to be movie stars.
Remember all our playtimes
And running on the grass.
But, most of all, remember,
How you're valued in this class.

As I look back in the future,
I'll think of you and smile;
The kids who showed resilience,
And went the extra mile.
So, though it's time to say goodbye,
Just know it's not the end.
We'll live on in your memories,
As special year six friends.

TASK 2 – INFERENCE QUESTIONS

1. *'But as you'll often find in life, we were put to the test...'*

a. Explain in your own words what you think this line means.

b. In what ways have we been '*put to the test*' surrounding your education during these times? Try and list **at least two** different ways in which school and learning has become more difficult.

2. *'Your world was twisted sideways...'*

a. Looking back at your work from yesterday, explain in your own words what you think this line means.

b. **POSITIVITY!** In what ways may your life have changed for the better during this time? List as many positive things as you can that have come out of this strange time.



Share your responses on Class Dojo to share with the rest of the class and make edits to yours based on other people's answers and the answers sent out at the end of the day.

WRITING – Thursday 16th July – Drafting a Playscript

During today's session, you will be writing your first draft of your playscript onto the paper provided (or in activity book), using the toolkit below as a checklist when you are working through.

REMEMBER: Your best idea is not usually your first, so spend some time playing with

TOOLKIT:

Cast list		speech	
Scene setting paragraph		action	
Characters		Stage direction	
Colons		New speaker – new line	
brackets		punctuation	

REMEMBER NO INVERTED COMMAS

A series of horizontal blue lines for writing, with a vertical red margin line on the left side.

A writing template consisting of a vertical red margin line on the left side and 25 horizontal blue lines for writing, spaced evenly down the page.



Share them on Class Dojo once you have finished so that we can share them with the class and you can magpie ideas from other people.

4-a-Day Arithmetic Practice

1 $7.2 + 1.017 =$

2 $8,227 - \square = 7,319$


3 $3 \times 99 =$

4 $335 \times 4 =$

MATHS INVESTIGATION CHALLENGE

Over the next week, you will be completing a maths challenge that will consolidate all the objectives that you have been working so hard on for the past few weeks!

CHALLENGE: TRIP TO OAKHAM HALL



USE THESE TO HELP YOU WITH YOUR ANSWERS

- **SUM / TOTAL = Add**
- **PRODUCT - Multiply**
- **DIFFERENCE = Takeaway**
- **CONSECUTIVE: Follow on from each other (example: 22, 23, 24, 25)**
- **MULTIPLES: Numbers that are within that times tables (example: Multiples of 8 would be 8, 16, 24, 32, 40...)**

Questions 11-13 – Four Operations

- 11** Sarah, Kyle and Humma buy 5 raffle tickets each.
Use these clues to find the numbers on Sarah's tickets.

- The numbers on Sarah's tickets are all consecutive **2-digit** multiples of **5**.
- The product of the digits in the largest number is **40**.
- The difference between the digits in the largest number is **3**.

--	--	--	--	--

-
- 12** Use these clues to find the numbers on Kyle's tickets.

- The numbers on Kyle's tickets are all consecutive **2-digit** multiples of **8**.
- The largest number is between **50** and **100**.
- The sum of the digits of the largest number is **9**.
- The difference between the digits is **5**.

--	--	--	--	--

-
- 13** Use these clues to find the numbers on Humma's tickets.

- The numbers on Humma's tickets are all consecutive **2-digit** numbers.
- The total of the numbers is **110**.

--	--	--	--	--


Thursday 9th July ART – DRAW WOTH ROB – MONSTERS

Everyone has a little monster inside them!

You are all our **AMAZING YEAR 6 MONSTERS!!**

Follow the video tutorial at ***DRAW WITH ROBB*** to draw your very own monster.

Get creative with your colours and shapes – how can you make your monster individual to you?



Share some pictures of your exercises with us on ClassDojo so that we can build a collage of your amazing monster art for our LEAVERS WEEK!



Friday

Reading – Year 6 Class of 2020 Leaver’s Poem

Writing – Writing and Editing a Playscript

Maths – MATHS INVESTIGATION CHALLENGE

GRADUATION CERTIFICATE

TASK 1

Read the poem again and familiarise yourself with the important content covered and the beat and rhyme structure used within in.

The Class of 2020 Year 6 Leavers' Poem

What a year it's been for you,
My lovely, little crew!
We had plans and intentions,
And a lot of things to do.
From learning about areas,
Like algebra and SPaG,
To using the subjunctive mood –
We had that in the bag!

But, as you'll often find in life,
We were put to the test...
But not the normal SATs-y kind –
A weird, abnormal quest.
We were sent into lockdown
And school was closed for most.
Of all of our priorities,
Your safety was utmost.

Your world was twisted sideways;
Your life changed overnight.
Yet, acting for the greater good,
You did what's just and right.
It's been so hard – I know that.
I'm proud of what you've shown
When facing such adversity
Unlike we've ever known.

We're in a time in history
That will be on the shelves:
A tale to tell our grandchildren
That's greater than ourselves.

A spell when you were children
And you had to leave your friends
To keep all of your loved ones safe
And bring this to an end.

They'll look at you like heroes –
The sort I know you are:
You're warriors; you're brave, young
knights;
You're bright and dazzling stars.
And, though we've had to part now,
In unexpected ways,
We still have all the memories
Of countless fun school days.

Remember cheers on Sports Days,
And trips to near and far.
Remember class assemblies,
And pretending to be movie stars.
Remember all our playtimes
And running on the grass.
But, most of all, remember,
How you're valued in this class.

As I look back in the future,
I'll think of you and smile;
The kids who showed resilience,
And went the extra mile.
So, though it's time to say goodbye,
Just know it's not the end.
We'll live on in your memories,
As special year six friends.

TASK 2 – Time to get creative!

We would like to create a whole year group poem that we can put together and share with you all over the next few days as a momento to keep from your friends in year 6.

Your challenge is to write another verse that talks about some of your favourite memories from year 6 or from Northfiel Manor that could be added to a whole year group poem and shared with all of your friends in the year group.

A large area of blue horizontal lines for writing, with a vertical red margin line on the left side.



Share your verse on Class Dojo to share with the rest of the class so that we can make one big class poem to share with you all!

WRITING – Friday 17th July – Writing and Editing a Playscript

Look back at your work from yesterday. It is important to never accept your first draft and to go back and edit your first piece of work to make sure that it is the best that it can be.

Edit and re-write using advanced vocabulary (provide examples) with toolkit

EDITING TECHNIQUES:

Adding More:

- More detailed and precise stage directions and actions
- More exciting and varied speech openers
- More emotive language used by the speaker

Moving Things:

- Starting a line with a better verb / adverb
- Would your conversation points be better in a different order?

Cutting Out:

- Is there anything that does not make sense?
- Have you repeated the person's name or edited using pronouns?
- Is there anything that is not relevant at all?


Grammar and Spelling:

- Read your work aloud. Do all of the sentences make sense?
- Is your spelling accurate?
- Have you used your conjunctions on the right context?

Task – Editing and Final Publishing:

Edit and re-write your playscript in your neatest handwriting, adding pictures and photographs also if you wish to add more excitement for your future self. Then share your work on ClassDojo so that we can celebrate your excellent writing with the rest of the class.





4-a-Day Arithmetic Practice

1 $33 - 8.29 =$


2 - 400 = 7,231

3 $17.82 + 24.981 =$

4 $485 \div 5 =$

MATHS INVESTIGATION CHALLENGE

Over the next week, you will be completing a maths challenge that will consolidate all the objectives that you have been working so hard on for the past few weeks!



CHALLENGE: TRIP TO OAKHAM HALL

- 14 Find the total of the numbers on Sarah's and Kyle's tickets. Use the grid below for your calculations:






Sarah's tickets

Kyle's tickets

-
- 15 At the fair, Sarah has a go with the Hoopla. She has **5** bean bags. She manages to throw **one** bean bag into each of the **five** hoops. Unfortunately, the signs have fallen off the hoops. She does know that the values of the hoops are the first **five** multiples of the **4** times table.

Use these clues to find the value for each hoop.
Write the values in the hoops.

- The first **three** hoops add up to **40**.
- The last **three** hoops add up to **32**.
- The value of the last hoop is double the value of the first hoop.



Today would have been your last day at Northfield Manor Primary Academy!

We understand how difficult this time has been for all of you, but we want you to remember one thing:

**You are all incredible
human beings and you can
be whatever you set your
mind to!**

We would love it if all of you could:

- 1) Fill in the certificate below
- 2) Send us a picture of yourself holding your certificate with the **BIGGEST, CHEESIEST** smile you can possibly do!!

We are always here for you!

Whatever you need, whenever you need it!

**Stay strong and keep being amazing every single
day!**

Graduation Certificate

This Certificate is Presented to



For achieving their dreams and goals at Northfield Manor

Primary Academy

Mr. Jenkins

Miss Rowe

Miss Fox

