

Year 6 - PACK 1 - Week 7 – Week Beginning 13.07.2020

Monday	Reading – Year 6 Class of 2020 Leaver’s Poem Writing – What is a Playscript? Maths – Angles in special quadrilaterals Thematic – Transition
Tuesday	Reading – Year 6 Class of 2020 Leaver’s Poem Writing – Action Maths – Angles in regular polygons Science – Animals including humans – Session 6 – Healthy Villains
Wednesday	Reading – Year 6 Class of 2020 Leaver’s Poem Writing – Stage Directions Maths – Problem Solving Consolidation PE – Boccia Game Computing – NASA Moon to Mars
Thursday	Reading – Year 6 Class of 2020 Leaver’s Poem Writing – Drafting a Playscript Maths – Problem Solving Consolidation ART – DRAW WOTH ROB – MONSTERS
Friday	Reading – Year 6 Class of 2020 Leaver’s Poem Writing – Writing and Editing a Playscript Maths – END OF YEAR MINI ASSESSMENT GRADUATION CERTIFICATE

This timetable is flexible. Some days will be more productive than others. We ask that you do the core subjects (reading, writing, maths) daily, and then balance the foundation subjects as suits you. You may find that doing all of the days work in one go works best (remember to take a short break, though) or splitting it into morning and afternoon suits you better.

If you are unable to complete everything then do not worry. Do your best and that will be good enough. Remember the assembly on routines – try to start at the same time every day, in a quiet place if possible. Have a clear plan for the day.

There will be some QR codes (barcodes) that you will be able to scan. These will take you to a website with further information or activities on. Any scanning app, eg Barcode Scanner, on a mobile device or tablet will enable you to do this.

Monday	Reading – Year 6 Class of 2020 Leaver’s Poem Writing – What is a Playscript? Maths – Angles in special quadrilaterals Thematic – Transition
---------------	--

TASK 1 – Reading

Read the following poem carefully, all about how your time in year 6 has been different, but also incredibly powerful this year!

The Class of 2020 Year 6 Leavers' Poem

What a year it's been for you,
My lovely, little crew!
We had plans and intentions,
And a lot of things to do.
From learning about areas,
Like algebra and SPaG,
To using the subjunctive mood –
We had that in the bag!

But, as you'll often find in life,
We were put to the test...
But not the normal SATs-y kind –
A weird, abnormal quest.
We were sent into lockdown
And school was closed for most.
Of all of our priorities,
Your safety was utmost.

Your world was twisted sideways;
Your life changed overnight.
Yet, acting for the greater good,
You did what's just and right.
It's been so hard – I know that.
I'm proud of what you've shown
When facing such adversity
Unlike we've ever known.

We're in a time in history
That will be on the shelves:
A tale to tell our grandchildren
That's greater than ourselves.

A spell when you were children
And you had to leave your friends
To keep all of your loved ones safe
And bring this to an end.

They'll look at you like heroes –
The sort I know you are:
You're warriors; you're brave, young
knights;
You're bright and dazzling stars.
And, though we've had to part now,
In unexpected ways,
We still have all the memories
Of countless fun school days.

Remember cheers on Sports Days,
And trips to near and far.
Remember class assemblies,
And pretending to be movie stars.
Remember all our playtimes
And running on the grass.
But, most of all, remember,
How you're valued in this class.

As I look back in the future,
I'll think of you and smile;
The kids who showed resilience,
And went the extra mile.
So, though it's time to say goodbye,
Just know it's not the end.
We'll live on in your memories,
As special year six friends.

TASK 2 – Likes, Dislikes, Similarities and Differences



Once you have read the poem, we would like you to fill in the following grid in as much detail as possible and share it on ClassDojo so it can be shared with the rest of the year group.

What I <i>like</i> about the poem:	What I <i>dislike</i> about the poem:
How the poem is <i>similar</i> to my experiences:	How the poem is <i>different</i> to my experiences:

WRITING – Monday 13th July – What is a Playscript?

During your English lessons this week, you will be looking at a range of vocabulary to create a playscript.

Playscript

A **play script** is a piece of writing written for the stage. A **play script** will include a list of characters (at the very beginning). It may be divided into acts which are then divided into scenes.

Task 1: - Highlight key features

Today's activity is to read the following biography and highlight the key features in different colours. (*cast list, scene setting paragraph, characters, colons, brackets, speech, action, stage direction, new speaker – new line*)

The Story of Rama and Sita Play Script

Cast:



Rama
The King's Son
and rightful heir
to the throne



Sita
Rama's Wife



King
An old,
tired man



Rama's stepmother
The king's wife who
wants her own son
to be the next king



Lakshmana
Rama's brother



Ravana
The demon-king
with ten heads



Hanuman
The monkey king

Scene 1

Lights up. The palace gardens. Rama and Sita enter the stage. They walk around, talking and laughing as the narrator speaks. Birds can be heard in the background.

Narrator 1:

Once upon a time, there was a great warrior, Prince Rama, who had a beautiful wife named Sita.

Rama and Sita stop walking and stand in the middle of the stage.

Sita:

(looking up to the sky) What a beautiful day.

Rama:

(looking at Sita) Nothing compares to your beauty.

Sita:

(smiling) Come, let's continue.

Rama and Sita continue to walk around the stage, talking and laughing as the narrator continues.

Narrator 1:

Rama was the eldest son of the king. He was a good man and popular with the people of the land. He would become king one day, however his stepmother wanted her son to inherit the throne instead.

Rama's stepmother enters the stage.

Rama's
stepmother:

(grumpy) What are you both so happy about?

Rama:

We are enjoying this beautiful morning. Stepmother, how are you today?

Rama's
stepmother:

Why do you care Rama?

(Under her breath as she leaves the stage) I won't be happy until that boy is gone.

Rama:

I hope I didn't upset her?

Sita:

You are a kind man and would never upset anyone on purpose.

Rama and Sita leave the stage and lights down.

Scene 2

Lights Up. Inside the palace. The king is sat on his throne with his wife stood beside him.

Rama's stepmother:	My dear, I've just come from the gardens.
King:	Did you enjoy your walk?
Rama's stepmother:	Unfortunately not as your son was very rude to me... again. He gloated about how he will become king one day and threatened to have me banished to the forest.
King:	Rama said that? No, he couldn't have done.
Rama's stepmother:	Are you saying that you don't believe your beloved wife?
King:	I'm sorry my dear, I'm getting too old and tired for this. What has got into that boy? For weeks, you have told me about how boastful and mean he has become. Perhaps he won't make a good king after all?
Rama's stepmother:	I fear the same.
	Rama and Sita enter.
Rama:	(cheerful and bowing) Good morning father!
Sita:	(curtseying) Good morning your majesty.
King:	Rama, I must ask why you have become so boastful lately? You gloat about how you will become king one day. This is not how a future king should behave!
Rama:	What? I don't understand.
King:	I thought you would make a kind, understanding king but I fear you will not. I think there is somebody better to continue this important role.
Rama:	But...
Rama's stepmother:	(interrupting Rama) Not everyone is cut out to be king, Rama.
Rama:	It's you! You have been putting ideas into my father's head. You horrible woman!
King:	(angrily) ENOUGH! I've heard enough. Rama, that is no way to speak to my wife. Go to the forest and stay there for 14 years. By then, I will be gone and a new king will rule. Leave now! (storms off the stage)
	Rama falls down to his knees with his head in his hands. Sita tries to comfort him. Having seen this, Rama's stepmother laughs and leaves the stage.

Lights down

4-a-Day Arithmetic Practice

1 $6 + 10^2 =$

2

			8	4	3				
x				3	8				

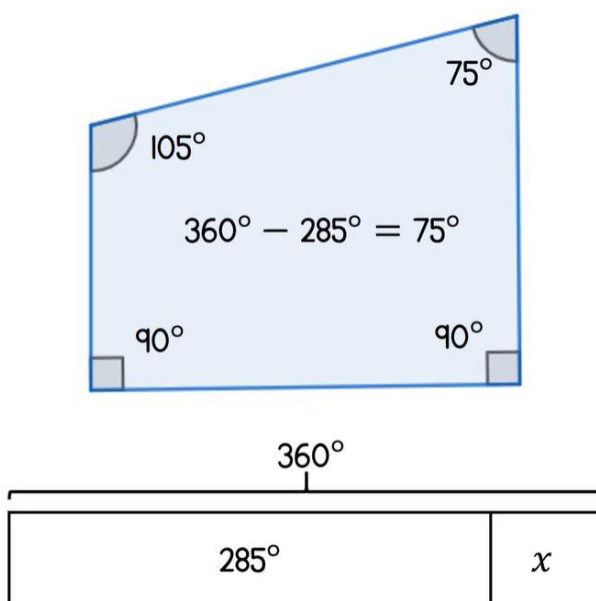
3 $\frac{2}{7} \div 1 =$

4 $75\% \times 1000 =$

Main Activity – Angles in special quadrilaterals

Follow the link <https://whiterosemaths.com/homelearning/year-6/> or scan the QR Code to watch the video explaining how to calculate angles in special quadrilaterals

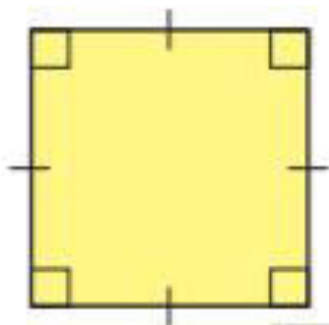
Go to **Summer Term Week 2 Lesson 1**



Angles in special quadrilaterals

1 Work out the sum of the angles in each shape.

a)

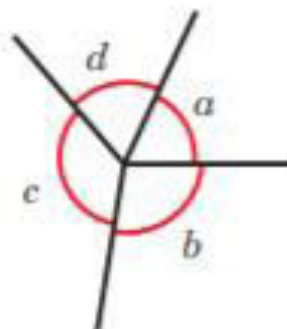
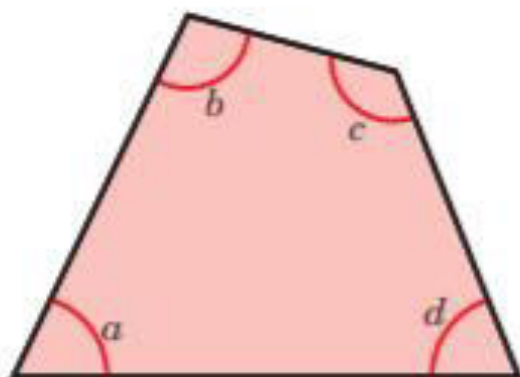


b)



What do you notice?

2 The diagrams show the four vertices of a quadrilateral arranged around a point.



What do the diagrams illustrate about the sum of the angles in a quadrilateral?

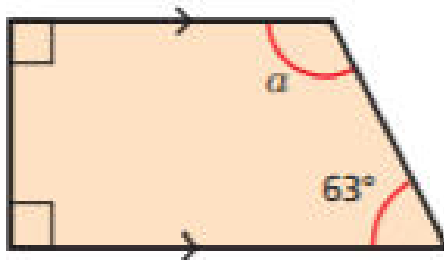
Complete the sentence.

Angles in a quadrilateral _____

3

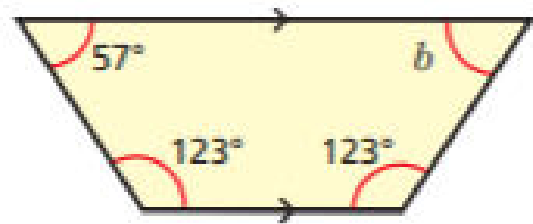
Work out the size of the unknown angle in each trapezium.

a)



$$a = \boxed{}$$

b)



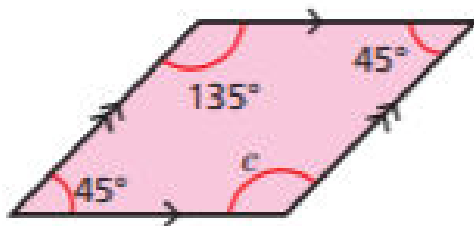
$$b = \boxed{}$$

c) What is the same and what is different about the trapeziums?

4

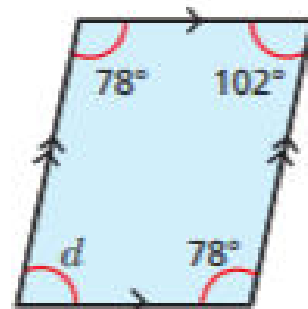
Work out the sizes of the unknown angles.

a)



$$c = \boxed{}$$

b)



$$d = \boxed{}$$

c) What do you notice about opposite angles in a parallelogram?



Primary school memories



Take a trip down memory lane with your family and friends. It's important when you have a big change ahead to think about what you are leaving behind on your journey – it's a big thing to leave primary school. Hunt out drawings, photos, certificates, and awards and any other evidence of your life in primary school.

Remembering together . . .

Talk to a member of your family about your memories of Primary School right from when you started in nursery or reception. Here are some questions you might want to start with

- ★ Which events, trips, plays, assemblies, sports, and music activities do you remember?
- ★ What jobs or roles of responsibility have you had in primary school?
- ★ What lessons have you enjoyed the most? (or the least?)
- ★ Who have been your best friends at primary, how long have you known them?
- ★ Who were your favourite teachers/ helpers?
- ★ When did you get any certificates or rewards and what for?

Then ask your family about their memories of primary school:

- ★ What has been your proudest moment or achievement?

- ★ Which of the teachers do you remember and why ?
- ★ What is your favourite memory?
- ★ Is there something you would rather forget?
- ★ Is there something in particular you remember about a school event?
- ★ Can you think of a time when something made you laugh? Or made you worried or scared?

Write down your family's memories here

Now you have lots of ideas, use your memories to fill in the memory case (overleaf) to take with you – you can include words or drawings or stick on photographs or bits from newsletters or tickets to shows or anything else . . . you can stick things over the headings – those are just to give you some ideas . . .

things in there. You could take a photo of it to show your new form teacher.

- ★ You could do it on your computer. You could print it out or email it to your new teacher in September.

Or if you'd rather,

- ★ You could put things in a scrapbook, or find and decorate an old shoe box and put





Primary School Memory Page

You could do this on the computer if you'd prefer

The memory page features several distinct sections for memories:

- Favourite teachers:** A simple rectangular frame with a small star in the bottom-left corner.
- Sports or clubs:** A rectangular frame with a decorative border of small circles.
- Plays, concerts or assemblies:** An oval-shaped frame with a scalloped, decorative border.
- Best trips:** A rectangular frame with a small star in the bottom-left corner.
- Friends:** A rectangular frame with a small star in the bottom-left corner.
- Certificates or awards:** A rectangular frame with a decorative border of small circles.
- Favourite lessons:** A circular frame with a double-line border.

Additional elements include a keyboard icon at the top left, a photo of a person, a camera, a film strip, a tag that says "Primary School best bits by...", and a "FRIENDS" label with two cartoon faces at the bottom right.



SHARE THESE WITH US ON CLASS DOJO AND WE WILL CREATE AN ASSEMBLY SHARING YOUR FAVOURITE MEMORIES FROM SCHOOL!!

Tuesday	Reading – Year 6 Class of 2020 Leaver’s Poem Writing – Action Maths – Angles in regular polygons Science – Animals including humans – Session 6 – Healthy Villains
----------------	---

TASK 1 – Reading

Read the following poem again carefully, all about how your time in year 6 has been different, but also incredibly powerful this year!

The Class of 2020 Year 6 Leavers' Poem

What a year it's been for you,
My lovely, little crew!
We had plans and intentions,
And a lot of things to do.
From learning about areas,
Like algebra and SPaG,
To using the subjunctive mood –
We had that in the bag!

But, as you'll often find in life,
We were put to the test...
But not the normal SATs-y kind –
A weird, abnormal quest.
We were sent into lockdown
And school was closed for most.
Of all of our priorities,
Your safety was utmost.

Your world was twisted sideways;
Your life changed overnight.
Yet, acting for the greater good,
You did what's just and right.
It's been so hard – I know that.
I'm proud of what you've shown
When facing such adversity
Unlike we've ever known.

We're in a time in history
That will be on the shelves:
A tale to tell our grandchildren
That's greater than ourselves.

A spell when you were children
And you had to leave your friends
To keep all of your loved ones safe
And bring this to an end.

They'll look at you like heroes –
The sort I know you are:
You're warriors; you're brave, young
knights;
You're bright and dazzling stars.
And, though we've had to part now,
In unexpected ways,
We still have all the memories
Of countless fun school days.

Remember cheers on Sports Days,
And trips to near and far.
Remember class assemblies,
And pretending to be movie stars.
Remember all our playtimes
And running on the grass.
But, most of all, remember,
How you're valued in this class.

As I look back in the future,
I'll think of you and smile;
The kids who showed resilience,
And went the extra mile.
So, though it's time to say goodbye,
Just know it's not the end.
We'll live on in your memories,
As special year six friends.

TASK 2 – Retrieval Questions

1. Tick one box in each row to show whether each statement is **true** or **false**.

	True	False
This year has been the same as every other year		
You are all incredibly brave and resilient in what you have achieved over this difficult time		
It is important to look back on this time as an important part of your life as you move on into your amazing futures		

2. Look at the verse beginning '*Your world was twisted sideways...*' Write down **three** ways in which life has changed over this period from them the 'normal' way of life.

1) _____

2) _____

3) _____

3. Look at the verse beginning '*We're in a time...*' Which line shows that this period in history will be remembered for all of time by future generations?

4. From reading the poem, and what you have learnt about this strange time, give **two reasons** why participating in the lockdown was so important.

1) _____

2) _____



Share your responses on Class Dojo to share with the rest of the class and make edits to yours based on other people's answers and the answers sent out at the end of the day.

WRITING - Tuesday 14th July – Action

Task 1 – Vocabulary Definitions:

Find the definitions of these words to help you with your understanding of the letter:

<https://kids.wordsmyth.net/we/>

<u>WORD</u>	<u>DEFINITION</u>
banished	
boastful	

Task 2:

This week you are going to imagine meeting a new friend on your first day of secondary school. You will need to think carefully about what you would talk to your new friend about. You will create your own playscript (only one scene), remembering to include all of the key features.

Scene: _____

Cast: _____

Topic of conversation: _____

There are lots of features of a playscript. Today we are going to be looking at **action**.

Action:

Definition:

In a playscript, action tells you what the characters are doing or how they are speaking and is usually placed within **BRACKETS ()**.

Examples:

- (Giving the basket to Little Red Riding Hood and kissing her on the cheek)
- (With her hand on the door, turning to face her mother)
- (quietly to herself)

Action is written in brackets next to what the character is saying.

Task 3:

Using the examples above, along with your own ideas for your playscript, generate at least 3 actions that could be used later in the week to draft your playscript.

1. _____

2. _____

3. _____



Share them on Class Dojo once you have finished so that we can share them with the class and you can magpie ideas from other people.

4-a-Day Arithmetic Practice

1 - 300 = 2,680

2 55% of 4,000 =

3 26 x 0.5 =

4 115 ÷ 5 =

Main Activity – Angles in regular polygons

Follow the link <https://whiterosemaths.com/homelearning/year-6/> or scan the QR Code to watch the video explaining **how to calculate angles in regular polygons**

Go to **Summer Term Week 2 Lesson 2**



Number of sides of polygon	Name of polygon	Number of triangles	Sum of internal angles
3	Triangle	1	180°
4	Quadrilateral	2	360°
5	Pentagon	3	540°
6	Hexagon	4	720°

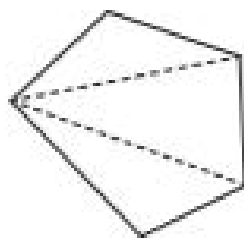
Angles in regular polygons

1 The sum of the interior angles of a triangle is 180° .

Split the polygons into triangles to work out the sum of their interior angles. Your lines should not overlap.

The first one has been done for you.

a)



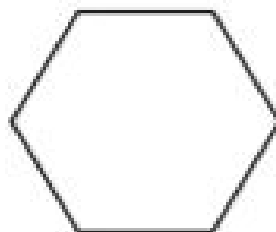
number of sides =

number of triangles =

$3 \times 180 =$

The sum of the interior angles of a pentagon is

b)



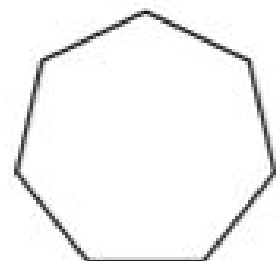
number of sides =

number of triangles =

$\times 180 =$

The sum of the interior angles of a hexagon is

c)



number of sides =

number of triangles =

$\times 180 =$

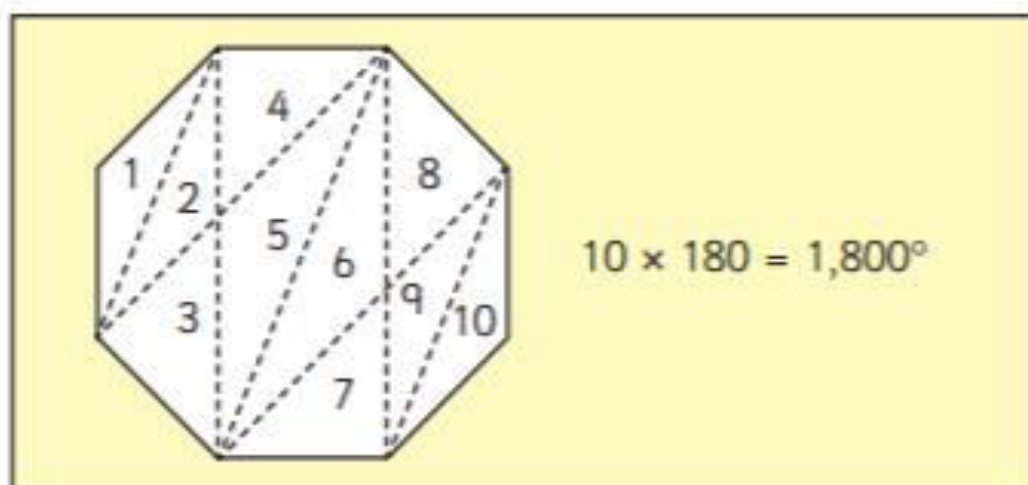
The sum of the interior angles of a heptagon is

- 2 Complete the table.

Shape	Number of sides	Number of triangles	Sum of interior angles
quadrilateral	4	2	360°
pentagon			
nonagon			
decagon			
	6		
		6	
			1,800°

Compare answers with a partner.

- 3 Dani is working out the sum of the interior angles of a polygon. Here are her workings.



Do you agree with Dani? _____

Explain your answer.

Healthy Villains!

As we grow into adults, there are lots of things we should be doing to help keep our bodies strong and healthy.

There are also lots of things we can do that are **unhealthy** and could **damage** our bodies.

Thinking Time

Are these people healthy?



Weight

This man looks to be **overweight**. This is **not healthy** as it can put **extra strain on your organs, bones and muscles**. He is also eating a large amount of **unhealthy food**. Finally he is sat watching TV. It is ok if you watch TV but you need to make sure you are active too. It is also ok to have unhealthy food sometimes however it needs to be in moderation.

What can being overweight do to your body?

Being overweight means you **weigh more than the average person for your age and height**. It means you have **too much body fat**. It is **not fair to make fun** of people who are overweight. **Some people have health reasons** which makes it hard for them to lose weight.

Adults who are **overweight** can have different **health problems** like:

- **issues with mobility**
- **painful joints or bones**
- **heart problems**
- **diabetes**

What can smoking do to your body?

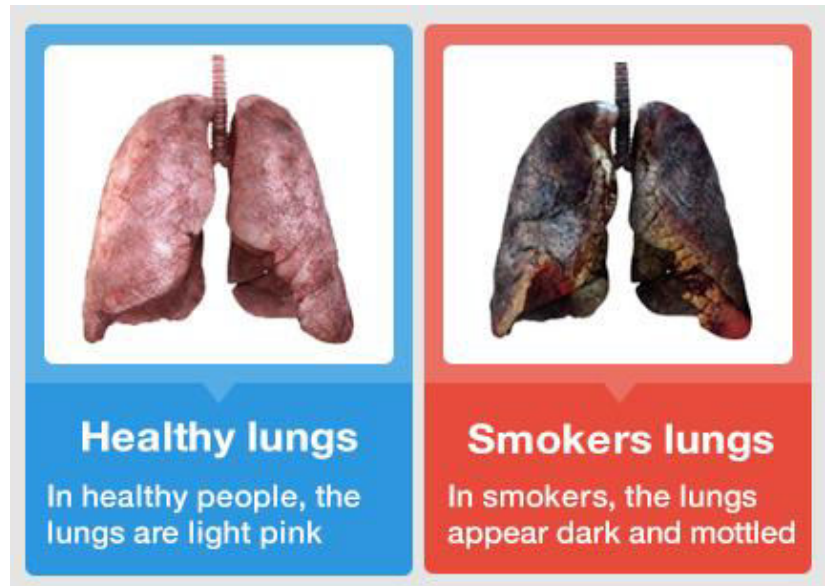
Smoking can **affect your health** in different ways. **Smoker's lungs are damaged** from the build up of dangerous substances that are being inhaled. Smokers may also have **difficulty with their breathing** as parts of the lung become more damaged and cannot do their job properly.

Smoking also affects your health in other ways:

- **Bad breath**
- **Yellow teeth**
- **Decreasing fitness levels**

Smoking also significantly **increases your chance of developing lung cancer**.

Many smokers know the risks to their health but find it difficult to stop as nicotine in cigarettes is addictive.



What can alcohol do to your body?


Lots of adults drink alcohol. Some scientists say it is ok to drink a small amount but others disagree. Alcohol can have many side effects that can be bad for your health:

- Alcohol can **affect the body and brain**. It can **affect your judgement** meaning you may do silly or dangerous things that you would not normally do.
- You may **lose control of simple movements** so may not be able to walk or stand.
- You may lose control over your mouth muscles which makes it **difficult to speak**.
- You may suffer from **memory loss**. You might not be able to remember your address and the day after you may not be able to remember what happened when you were drinking.
- You may become **aggressive and violent**.
- You may feel ill when the effects of the alcohol wear off (usually the day after). People call this a '**hangover**'.

If you were to continue drinking excessively over a number of years you may suffer more serious health problems like high blood pressure, liver damage or stomach cancer.

Independent Task

Choose one of the healthy villains and create a poster to educate people on the health risks.



Share your healthy villain poster on ClassDojo so that we can spread these around the school and promote healthy living for the rest of the school.

Wednesday

Reading – Year 6 Class of 2020 Leaver’s Poem

Writing – Stage Directions

Maths – Problem Solving Consolidation

PE – Boccia Game

Computing – NASA Moon to Mars

READING Wednesday 15th July – Year 6 Class of 2020 Leaver's Poem

TASK 1 – Reading and Vocabulary identification

Read the following poem again carefully, all about how your time in year 6 has been different. Using a coloured pencil or highlighter, identify the phrases that have been listed in task 2 and think about what that might mean.

The Class of 2020 Year 6 Leavers' Poem

What a year it's been for you,
My lovely, little crew!
We had plans and intentions,
And a lot of things to do.
From learning about areas,
Like algebra and SPaG,
To using the subjunctive mood –
We had that in the bag!

But, as you'll often find in life,
We were put to the test...
But not the normal SATs-y kind –
A weird, abnormal quest.
We were sent into lockdown
And school was closed for most.
Of all of our priorities,
Your safety was utmost.

Your world was twisted sideways;
Your life changed overnight.
Yet, acting for the greater good,
You did what's just and right.
It's been so hard – I know that.
I'm proud of what you've shown
When facing such adversity
Unlike we've ever known.

We're in a time in history
That will be on the shelves:
A tale to tell our grandchildren
That's greater than ourselves.

A spell when you were children
And you had to leave your friends
To keep all of your loved ones safe
And bring this to an end.

They'll look at you like heroes –
The sort I know you are:
You're warriors; you're brave, young
knights;
You're bright and dazzling stars.
And, though we've had to part now,
In unexpected ways,
We still have all the memories
Of countless fun school days.

Remember cheers on Sports Days,
And trips to near and far.
Remember class assemblies,
And pretending to be movie stars.
Remember all our playtimes
And running on the grass.
But, most of all, remember,
How you're valued in this class.

As I look back in the future,
I'll think of you and smile;
The kids who showed resilience,
And went the extra mile.
So, though it's time to say goodbye,
Just know it's not the end.
We'll live on in your memories,
As special year six friends.

TASK 2 – VOCABULARY – Phrase and Saying Definition Matching

Now you have identified all of these sayings below, draw lines to match the sayings from the poem to their meanings:

PART 1:

We had it in the bag

Looking after yourselves is the most important thing

Your safety was upmost

When you are up against times or situations that are very difficult

The world was twisted sideways

Something that you will 100% achieve

For the greater good

Things in your life changed very quickly from what is normal

Facing such adversity

Doing things that not only help you but also everybody else

PART 2:

Bright and dazzling stars

A short period of time

Went the extra mile

Exceptional people who should be very proud of themselves

We'll live on in your memories

Making a special effort to do something which is out of the ordinary

A spell when you were...

Something that will be remembered for a very long time



Share your responses on Class Dojo to share with the rest of the class and make edits to yours based on other people's answers and the answers sent out at the end of the day.

WRITING - Wednesday 15th July – Stage Directions

Stage Direction

Definition: Stage direction is an instruction written in the script of a play that gives direction to the actors or information about the scenery.

Examples:

- (walking slowing towards his Mum, dragging his feet)
- (skipping around the centre of the stage happily)



Stage Direction is written in brackets on its own line.

Task 1:

Add stage directions to a play script

Read the following extract from play script and add in stage directions where we have indicated. You need to think carefully about how to make your directions relevant and effective.

- Include adverbs
- Write your stage directions in the present tense

Scene 3 *Inside the Cave*

Narrator: *Night fell before they had finished eating. The cave was a very gloomy place. The only light was coming from the glowing embers of the fire in the middle of the floor. Nik and Andreas kept watch at the doorway. Suddenly the ground began to tremble and shake. They could hear boulders crunching and stones crashing down the cliffs into the sea below.*

Alex: It's an earthquake!

(_____)

Odysseus: It sounds more like the footsteps of a giant.

Nik: Look out, look out!

(_____)

Andreas: There is a giant coming!

Nik: He's as big as twenty men.

Alex: That's big!

(_____)

Andreas: He's so big that he's using a tree for a walking stick.

Alex: That's really big!

Nik His face is hairy and dirty and as big as the moon.

Task 2

Using the examples above, along with your own ideas for your playscript generate at least 3 examples of stage direction that could be used later in the week to draft your playscript.

1. _____

2. _____

3. _____



Share them on Class Dojo once you have finished so that we can share them with the class and you can magpie ideas from other people.

4-a-Day Arithmetic Practice

1 $7,277 - 3,518 =$

2 $40 \times 70 =$

3 $1 \frac{4}{5} - \frac{3}{5} =$

4

2 6 6 1
x 5 4

Main Activity – Problem Solving Consolidation

Follow the link <https://whiterosemaths.com/homelearning/year-6/> or scan the QR Code to watch the video explaining how to calculate problems by consolidating mathematical understanding from throughout the year


Go to Summer Term Week 2 Lesson 3



Problem Solving ⏸ Your turn

Mo has some red and green sweets.

- He eats $\frac{1}{3}$ of the sweets.
- $\frac{3}{4}$ of the sweets left over are green.



- Mo buys himself 30 more green sweets.

There are now 162 green sweets.
How many sweets did Mo start with?

264			
88	88	88	
Remaining 176		Eats	
44	44	44	44
Red		Green	
		162	
		132	

30

1 A car park is full.

- $\frac{1}{3}$ of the cars leave
- 60% of the remaining cars are red.



There are 174 red cars.

How many cars left the car park?

2

Mo has some red and green sweets.

- He eats $\frac{1}{3}$ of the sweets.
- $\frac{3}{4}$ of the sweets left over are green.



- Mo buys himself 30 more green sweets.

There are now 162 green sweets.

How many sweets did Mo start with?

3

Eva has £6.05 in a moneybox.

She only has 20p, 10p and 5p coins.

For every two 10p coins in the box,

Eva has one 20p coin and three 5p coins.

How many of each coin does Eva have in her moneybox?



4

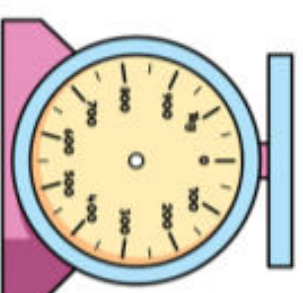
Dexter has to make the scales read between 250 g and 300 g.

He only has 10 g, 25 g and 50 g weights.

He has to use at least one of each weight.

For every three 10 g weights on the scales, Dexter uses one 25 g weight.

What combinations could he use?



Boccia

Home Physical Education

Can you play fairly and keep the score?

How to play:

- This game can be played standing up or sitting down.
- Choose a place to throw from and place a marker 5 steps away.
- Each player needs 3 balls or pairs of socks.
- Players take turns to throw or roll their ball towards the marker.
- Once all players have thrown or rolled their ball, the ball that is closest to the marker is the winner.



Can you keep trying even if your ball is the furthest away from the marker?

Top Tips

Roll or Throw Underarm

Step forwards with one foot, bending the knee, release the ball along the ground using your opposite hand.

Let's Reflect

What did you learn after each throw or roll to adapt for the next?

How did you keep focused?

What is 'Boccia'?


Watch the following video from a coach at Complete PE to give you some tips on what some of these exercises are and how this can be done in all types of homes and outdoor areas.

Share some pictures of your exercises with us on ClassDojo, along with your fastest times and how many times you can complete the circuit!

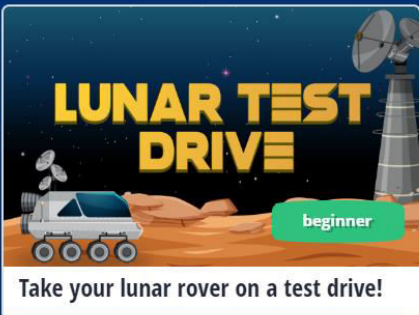
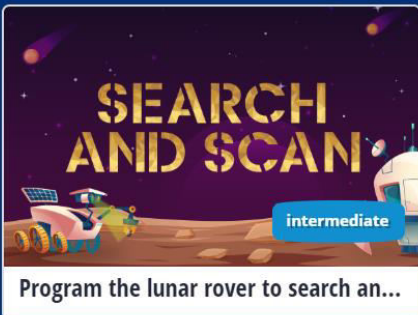






Wednesday 15th July Computing – NASA Moon to Mars

Explore NASA's exciting new efforts to reach the Moon and then Mars. Design your own animated mission patch, imagine your life as an Artemis astronaut on the Lunar Gateway, and more. Beginners can try step-by-step tutorials, while experienced programmers can create your own original projects with block or text coding.



<https://www.tynker.com/hour-of-code/nasa-moon-2-mars>

 <p>LUNAR TEST DRIVE Take your lunar rover on a test drive! beginner</p>	 <p>SEARCH AND SCAN Program the lunar rover to search and scan. intermediate</p>	 <p>ROVER RELAY Control a squad of rovers to explore the moon. advanced</p>
 <p>TELL YOUR LUNAR GATEWAY STORY Explore life as an Artemis astronaut on the Lunar Gateway. intermediate</p>	 <p>JS JavaScript TELL YOUR LUNAR GATEWAY STORY Explore life as an Artemis astronaut on the Lunar Gateway. advanced</p>	 <p>DESIGN A MISSION PATCH Combine your artistic skills with coding. beginner</p>

Thursday	Reading – Year 6 Class of 2020 Leaver’s Poem Writing – Drafting a Playscript Maths – Problem Solving Consolidation ART – DRAW WOTH ROB – MONSTERS
-----------------	--

TASK 1

Read the poem again and familiarise yourself with the important content covered and the beat and rhyme structure used within in.

The Class of 2020 Year 6 Leavers' Poem

What a year it's been for you,
My lovely, little crew!
We had plans and intentions,
And a lot of things to do.
From learning about areas,
Like algebra and SPaG,
To using the subjunctive mood –
We had that in the bag!

But, as you'll often find in life,
We were put to the test...
But not the normal SATs-y kind –
A weird, abnormal quest.
We were sent into lockdown
And school was closed for most.
Of all of our priorities,
Your safety was utmost.

Your world was twisted sideways;
Your life changed overnight.
Yet, acting for the greater good,
You did what's just and right.
It's been so hard – I know that.
I'm proud of what you've shown
When facing such adversity
Unlike we've ever known.

We're in a time in history
That will be on the shelves:
A tale to tell our grandchildren
That's greater than ourselves.

A spell when you were children
And you had to leave your friends
To keep all of your loved ones safe
And bring this to an end.

They'll look at you like heroes –
The sort I know you are:
You're warriors; you're brave, young
knights;
You're bright and dazzling stars.
And, though we've had to part now,
In unexpected ways,
We still have all the memories
Of countless fun school days.

Remember cheers on Sports Days,
And trips to near and far.
Remember class assemblies,
And pretending to be movie stars.
Remember all our playtimes
And running on the grass.
But, most of all, remember,
How you're valued in this class.

As I look back in the future,
I'll think of you and smile;
The kids who showed resilience,
And went the extra mile.
So, though it's time to say goodbye,
Just know it's not the end.
We'll live on in your memories,
As special year six friends.

TASK 2 – INFERENCE QUESTIONS

1. *'But as you'll often find in life, we were put to the test...'*

a. Explain in your own words what you think this line means.

b. In what ways have we been *'put to the test'* surrounding your education during these times? Try and list **at least two** different ways in which school and learning has become more difficult.

2. *'Your world was twisted sideways...'*

a. Looking back at your work from yesterday, explain in your own words what you think this line means.

b. **POSITIVITY!** In what ways may your life have changed for the better during this time? List as many positive things as you can that have come out of this strange time.



Share your responses on Class Dojo to share with the rest of the class and make edits to yours based on other people's answers and the answers sent out at the end of the day.

WRITING – Thursday 16th July – Drafting a Playscript

During today's session, you will be writing your first draft of your playscript onto the paper provided (or in activity book), using the toolkit below as a checklist when you are working through.

REMEMBER: Your best idea is not usually your first, so spend some time playing with

TOOLKIT:

Cast list		speech	
Scene setting paragraph		action	
Characters		Stage direction	
Colons		New speaker – new line	
brackets		punctuation	

REMEMBER NO INVERTED COMMAS

A writing template consisting of a vertical red margin line on the left side and 25 horizontal blue lines for writing.



Share them on Class Dojo once you have finished so that we can share them with the class and you can magpie ideas from other people.

4-a-Day Arithmetic Practice

1 $8 - 3.33 =$

2 $27.76 \times 100 =$

3 $0.06 \div 10 =$

4

1 3 7 1 5

Main Activity – Problem Solving Consolidation

Follow the link <https://whiterosemaths.com/homelearning/year-6/> or scan the QR Code to watch the video explaining how to calculate problems by consolidating mathematical understanding from throughout the year

Go to Summer Term Week 2 Lesson 4



Problem Solving

Mr Rose hires a bike on holiday. The table shows the costs.

First hour	£2
Every additional half hour	£4.50

Mr Khan hires the bike from 10.45 a.m. to 2.15 p.m.

How much does it cost him to hire the bike?

£34.50

£22.50 +


£12.00

£22.50 +

£34.50

1

A rectangle is cut into two pieces.



The area of B is $\frac{2}{7}$ of the area of the rectangle.

The area of A is 36 cm² greater than the area of B.

What is the length of the rectangle?

2

The area of B is 40% of the area of the rectangle.

A is cut in half to make shape C and D.

The area of B is 8 cm² greater than the area of C and D.

What is the area of the whole rectangle?

3

Tommy is getting a taxi home.

The taxi company charges at the following rate.

First 5 mins	£3.80
Next 5 mins	£3.10
Every following minute	40p

The taxi leaves school at 3.47 p.m.

It arrives at Tommy's home at 16.04

How much does the fare cost?

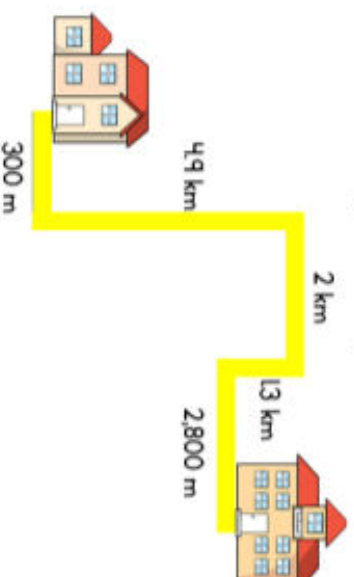
4

Eva is getting a taxi home.

The taxi company charges at the following rate.

First 3 km	£3.80
Next 5 km	£3.10
Every following km	40p

This is her journey home.



How much does the fare cost?


Thursday 9th July ART – DRAW WOTH ROB – MONSTERS

Everyone has a little monster inside them!

You are all our **AMAZING YEAR 6 MONSTERS!!**

Follow the video tutorial at ***DRAW WITH ROBB*** to draw your very own monster.

Get creative with your colours and shapes – how can you make your monster individual to you?



Share some pictures of your exercises with us on ClassDojo so that we can build a collage of your amazing monster art for our LEAVERS WEEK!



Friday

Reading – Year 6 Class of 2020 Leaver’s Poem

Writing – Writing and Editing a Playscript

Maths – END OF YEAR MINI ASSESSMENT

GRADUATION CERTIFICATE

TASK 1

Read the poem again and familiarise yourself with the important content covered and the beat and rhyme structure used within in.

The Class of 2020 Year 6 Leavers' Poem

What a year it's been for you,
My lovely, little crew!
We had plans and intentions,
And a lot of things to do.
From learning about areas,
Like algebra and SPaG,
To using the subjunctive mood –
We had that in the bag!

But, as you'll often find in life,
We were put to the test...
But not the normal SATs-y kind –
A weird, abnormal quest.
We were sent into lockdown
And school was closed for most.
Of all of our priorities,
Your safety was utmost.

Your world was twisted sideways;
Your life changed overnight.
Yet, acting for the greater good,
You did what's just and right.
It's been so hard – I know that.
I'm proud of what you've shown
When facing such adversity
Unlike we've ever known.

We're in a time in history
That will be on the shelves:
A tale to tell our grandchildren
That's greater than ourselves.

A spell when you were children
And you had to leave your friends
To keep all of your loved ones safe
And bring this to an end.

They'll look at you like heroes –
The sort I know you are:
You're warriors; you're brave, young
knights;
You're bright and dazzling stars.
And, though we've had to part now,
In unexpected ways,
We still have all the memories
Of countless fun school days.

Remember cheers on Sports Days,
And trips to near and far.
Remember class assemblies,
And pretending to be movie stars.
Remember all our playtimes
And running on the grass.
But, most of all, remember,
How you're valued in this class.

As I look back in the future,
I'll think of you and smile;
The kids who showed resilience,
And went the extra mile.
So, though it's time to say goodbye,
Just know it's not the end.
We'll live on in your memories,
As special year six friends.

TASK 2 – Time to get creative!

We would like to create a whole year group poem that we can put together and share with you all over the next few days as a momento to keep from your friends in year 6.

Your challenge is to write another verse that talks about some of your favourite memories from year 6 or from Northfiel Manor that could be added to a whole year group poem and shared with all of your friends in the year group.

A writing area consisting of a vertical red margin line on the left and 25 horizontal blue lines for writing.



Share your verse on Class Dojo to share with the rest of the class so that we can make one big class poem to share with you all!

WRITING – Friday 17th July – Writing and Editing a Playscript

Look back at your work from yesterday. It is important to never accept your first draft and to go back and edit your first piece of work to make sure that it is the best that it can be.

Edit and re-write using advanced vocabulary (provide examples) with toolkit

EDITING TECHNIQUES:

Adding More:

- More detailed and precise stage directions and actions
- More exciting and varied speech openers
- More emotive language used by the speaker

Moving Things:

- Starting a line with a better verb / adverb
- Would your conversation points be better in a different order?

Cutting Out:

- Is there anything that does not make sense?
- Have you repeated the person's name or edited using pronouns?
- Is there anything that is not relevant at all?

Grammar and Spelling:

- Read your work aloud. Do all of the sentences make sense?
- Is your spelling accurate?
- Have you used your conjunctions on the right context?

Task – Editing and Final Publishing:


Edit and re-write your playscript in your neatest handwriting, adding pictures and photographs also if you wish to add more excitement for your future self. Then share your work on ClassDojo so that we can celebrate your excellent writing with the rest of the class.



TITLE: - - - - -

Characters (*Who are they? Describe them*)

Scene 1 (*Set the scene - where is it? Who is there?*)



4-a-Day Arithmetic Practice

1 $7.5 + 2.29 =$

2 $1 - 0.36 =$

3 $\frac{3}{9}$ of 810 =

4

			5	4	5	4			
x					8	2			
<hr/>									

END OF YEAR MINI ASSESSMENT

In a fruit bowl, there are 2 apples for every 5 bananas.



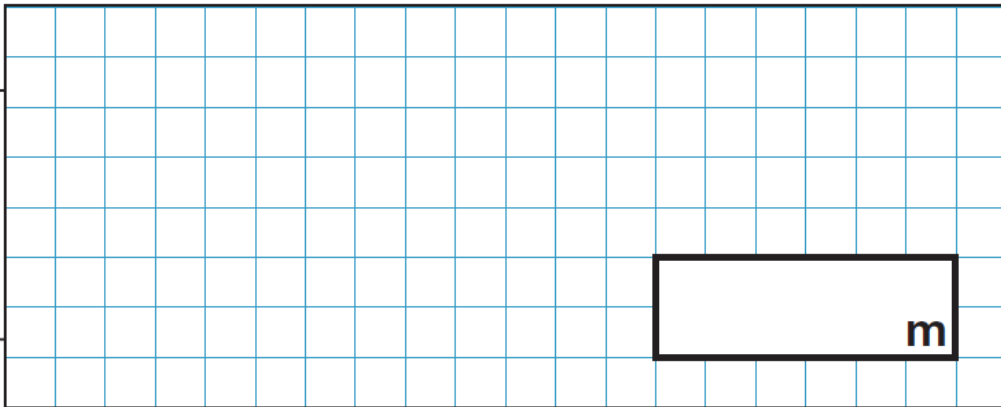
There are 8 apples in the fruit bowl.

How many pieces of fruit are there in the fruit bowl in total?

Morgan is running a 10 kilometre race.

So far, she has run 1,340 metres.

How far does she have left to run?

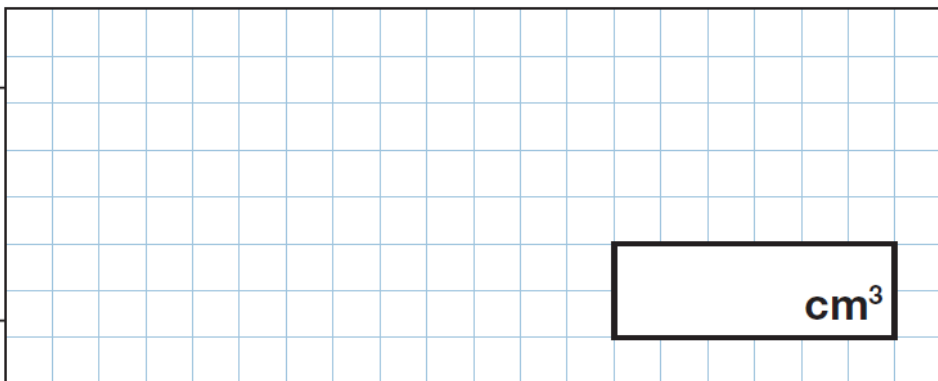
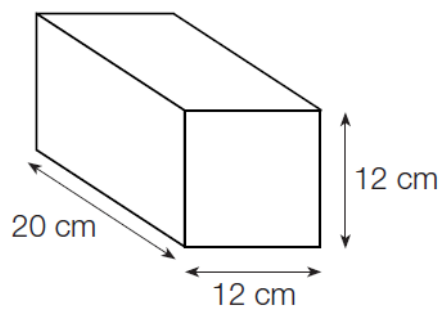


Ajay has these four digit cards.



What is the **mean** of Ajay's cards?

Calculate the volume of the cuboid.



Friday 10th July GRADUATION CERTIFICATE

Today would have been your last day at Northfield Manor Primary Academy!

We understand how difficult this time has been for all of you, but we want you to remember one thing:

**You are all incredible
human beings and you can
be whatever you set your
mind to!**

We would love it if all of you could:

- 1) Fill in the certificate below
- 2) Send us a picture of yourself holding your certificate with the **BIGGEST, CHEESIEST** smile you can possibly do!!

We are always here for you!

Whatever you need, whenever you need it!

**Stay strong and keep being amazing every single
day!**

Graduation Certificate

This Certificate is Presented to



For achieving their dreams and goals at Northfield Manor

Primary Academy

Mr. Jenkins

Miss Rowe

Miss Fox

