


Good morning everyone,

Thank you to those of you who are sending through pictures of your completed work, we really do love seeing how you're getting on and it's important for us to be able to give you feedback. On that note, the Maths quizzes were sent out on Friday and need to be completed by today.


<https://forms.gle/cuunoKDGEawMc4zSA> -Group 1


<https://forms.gle/7iwTF8NT4muk6PpPA>- Group 2

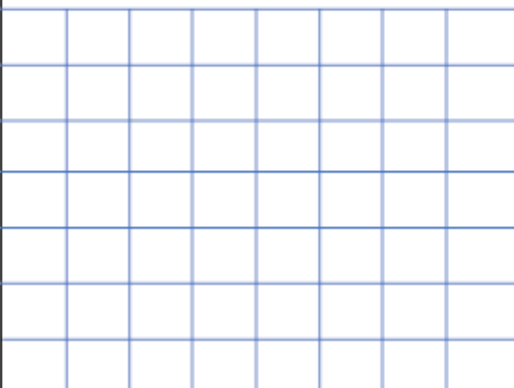
Monday	Maths – Position and direction-Movement Reading - Where the wild things are Writing – Write questions for a character	Thematic – Compare a non-European city 
---------------	--------------------------------------------------------------------------------------------------------------------------------------------------	------------------------------------------------------------------------------------------------------------------------------


Monday 22nd June – Maths

Starter: Arithmetic revision- Addition

$29 + 7 =$	<input type="text"/>
	

$43 + 16 =$	<input type="text"/>
	

$40 +$	<input type="text"/>	$= 70$
		

$55 + 10 =$	<input type="text"/>
	



This week in maths we will be learning about 'position and direction' Discuss the following with an adult:

What does position mean?

What does direction mean?

What does movement mean?

Can you list any directional language?



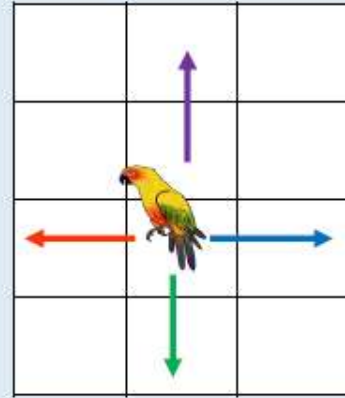
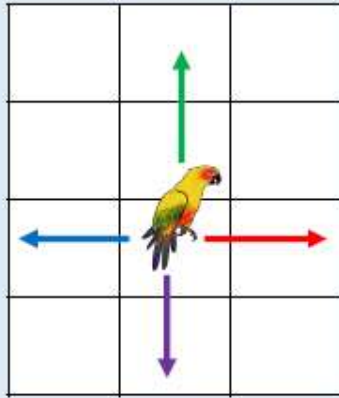
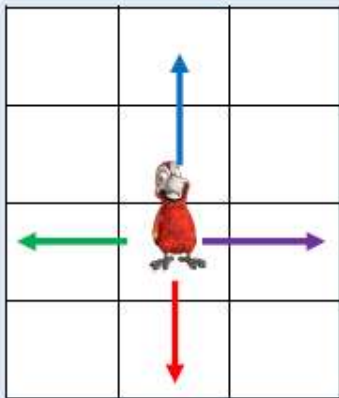
Watch the video on class dojo that your teacher has posted to help remind you all about 'position and direction'. Once you have watched the video complete the following tasks:

Task 1:

We have to look carefully at what way an object is facing when describing movement.

A **red** arrow shows forwards. A **blue** arrow shows backwards.

A **green** arrow shows left. A **purple** arrow shows right.

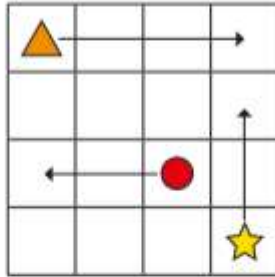


Can you see that the arrows/directions have changed because the parrot is facing a different direction?

Using the words '**forwards**', '**backwards**', '**left**' and '**right**' give either an adult or a sibling some instructions to follow when moving around your home.

Task 2:

- 1 The arrows show where the shapes are moving to on the grid.

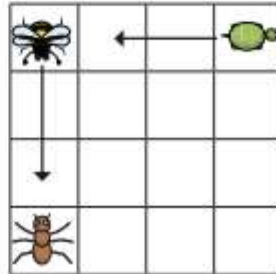


Use the word bank to help you complete the sentence for each shape.

up left right

The _____ is moving squares _____.

- 2 The arrows show where the animals are moving to on the grid.



- a) Use the word bank to help you complete the sentence for each animal.

backwards forwards

The _____ is moving squares _____.

- b) Draw an arrow to show the ant moving 3 squares to the right.
 c) Does it matter which way the animals are facing?

Monday 22nd June – English



SCAN ME



Watch the video <https://vimeo.com/14595555> of the people creating clouds. This morning you are going to be creating questions that you might want to ask the boy.

QUESTION WORDS IN ENGLISH



Who



- Ask about person
- Who is that woman?

Where

- Asking in or at what place or position
- Where do you live?
- Where are my boots?



When

- Asking about time, occasion, moment
- When can I see you?
- When did you last see him?



Why

- Asking for a reason,

What

- Asking for a specific

How

- Asking for a way,

When you have finished writing some questions for the boy, write answers to the questions.

Can you think of some questions to ask the boy from 'A Cloudy Lesson?'
Remember to include questions about his thoughts and feelings!

Q: _____

A: _____

Q: _____

A: _____

Q: _____

A: _____

Monday 22nd June – Reading

Listen to the story 'Where the wild things are' and bullet point important information about the story. Think carefully about the characters and the setting.

https://www.youtube.com/watch?v=6cOEFnppm_A - Where the wild things are

WHERE THE WILD THINGS ARE



STORY AND PICTURES BY MAURICE SENDAK

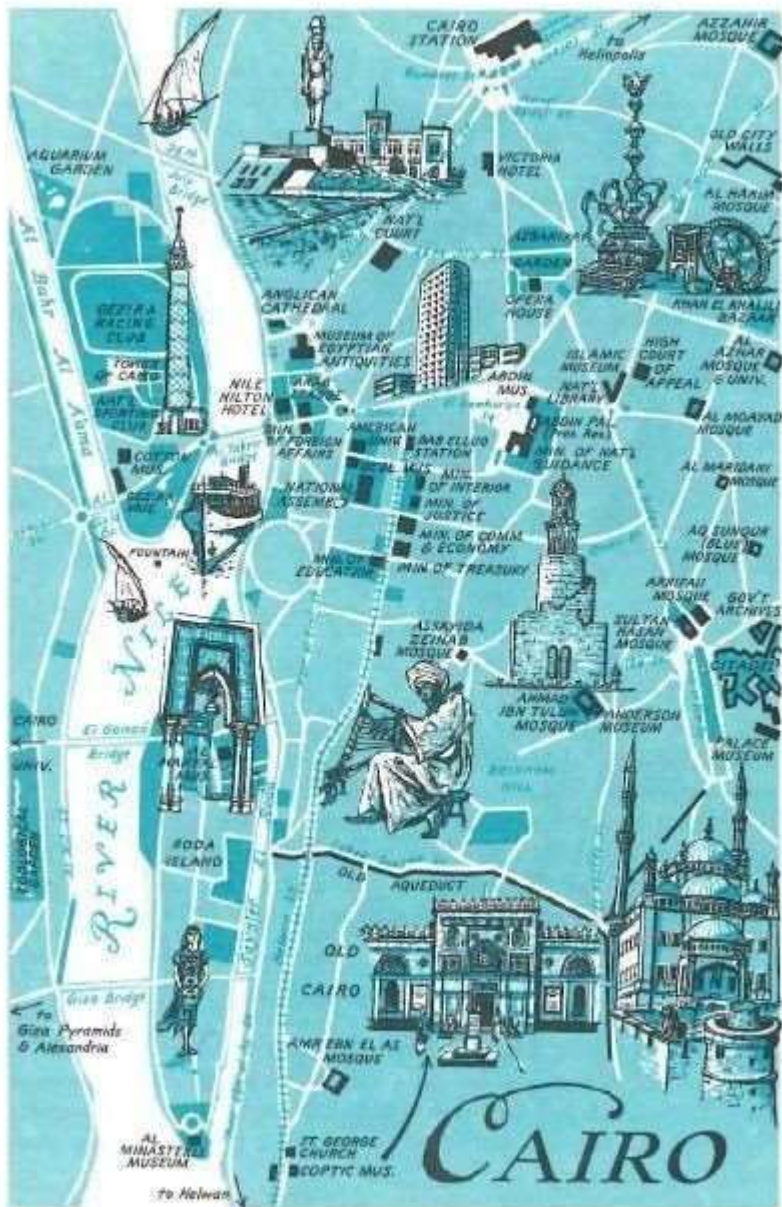
Monday 22nd June – Thematic (Geography)

Recap – Can you remember any of the key features of a city in the United Kingdom? Can you think of any key features of Birmingham City Centre? Today we are going to be comparing Birmingham and Cairo.



Cairo is a city in Egypt.

Watch the video <https://www.youtube.com/watch?v=ZHs9Ff7hfQo> and look at the pictures below. Can you write some similarities and differences between the cities?





Fact file: Birmingham vs Cairo

	Birmingham (UK)	Cairo (Egypt)
Population	1.3098 Million people	9.5 million people
Size	267.8 km ²	3,085 km ²
Average temperature	15 °C,	28 °C
River	Birmingham only has small rivers flowing through it, mainly the River Tame and its tributaries River Rea and River Cole – one of the closest main rivers is the Severn	River Nile
Tallest building	BT Tower 	Cairo Tower 
Landmarks	Birmingham cathedral, Bull ring, back to back houses, Grand Central Station, Town hall.	Pyramids, Alabaster sphinx, Great Sphinx, Mosque of Ibn Tulun, Cairo tower

DIFFICULTY: MEDIUM

Task: List ways that Birmingham (England) and Cairo (Egypt) are similar and different.



Similarities	Differences