

Good morning. We hope you have had a lovely half term and you have been able to enjoy the sunshine. Here are the answers for Friday 22nd May.

Friday 22nd May

Maths Starter

$7 \times 3 = 21$	$7 + 3 = 10$	$7 - 3 = 4$
-------------------	--------------	-------------

Main activity

- 1 Declan has **two 5p** coins and a **10p** coin. Which **two** ways could he pay for a **10p** lolly?

$$5p + 5p = 10p$$

or

$$10p$$



- 2 Mia has a **50p** coin. Harry has **two 20p** coins and a **10p** coin. Who has more?

Mia / Harry

Mia and Harry both have the same amount of money because $20p + 20p + 10p = 50p$

- 3 Two **50p** coins make **£1**. How many **20p** coins would make **£1**?

5

- 4 How many **10p** coins do you need to make **one pound**?

10

- 5 Which **three** coins could Mrs Thompson use to make **26p**?

20

p

5

p


1

p

- 6 Sam has **five £1** coins. How many **50p** coins would he need to have the same amount?

10

Today you will be completing the work in your booklet with the date Monday 1st June. Please feel message Miss Fern or Mrs Blaker and questions that you may have.

Day of week	Core	Foundation
Monday	Maths – Measuring length (cm) Reading- Grandad's Island- Comprehension questions Writing – Concrete poetry features	Thematic - Locate landmarks in your area 

Monday 1st June

Maths:

Today we are measuring length. Mind map everything you know about length before you start.


Follow the link and watch the video all about measuring length.
<https://vimeo.com/403260451>



Now have a go at completing the worksheet below.


Measure length (cm)

1 How long is the pen to the nearest centimetre?



The pen is cm long.

2 How tall is the doll to the nearest centimetre?



cm

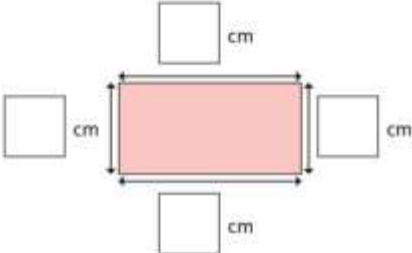
3 Use a ruler to draw the lines.

a) 12 cm long

b) 7 cm long

c) 8 cm long

4 How long is each side to the nearest centimetre?
Measure and label the rectangle.



Monday 1st June - Reading:



<https://www.youtube.com/watch?v=vqDtPXev7cU> Read the story *Grandad's Island* using the link provided or scan the QCR code and answer the comprehension questions.

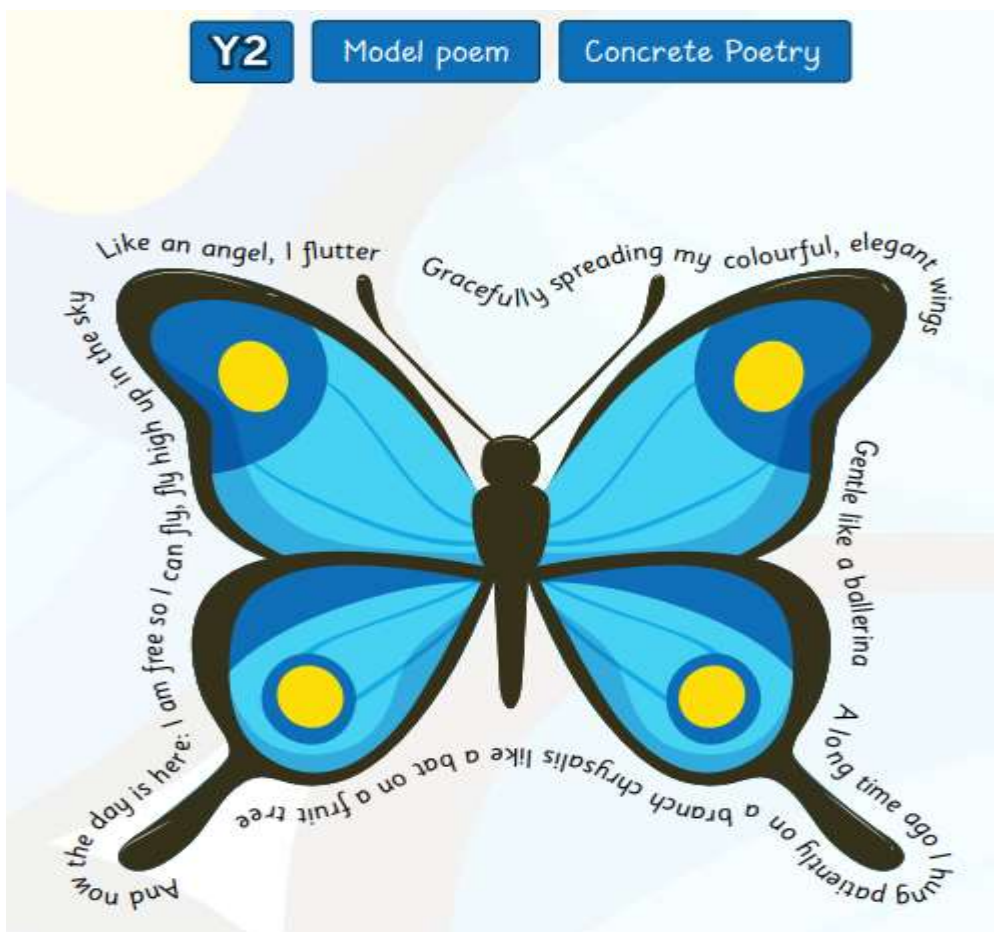
1. Describe Grandad using the front cover of the book to help you.
2. Where did Syd get the key to let himself inside Grandad's house?
3. Where was Grandad in the house when he called Syd's name?
4. What was behind the sheet Grandad pulled down from the wall?
5. What did Syd see all around him from the deck?
6. When they reached the island what did Syd think Grandad needed?
7. How do you know Syd and Grandad were having a great time on the island?
8. What two words make you think Syd's journey home on the ship was not smooth and calm?

Monday 1st June - Writing:

I can explore key features of a concrete poem

This week we will be exploring the key features of a concrete poem and then creating our own.

Concrete poetry- A concrete poem is a type of poetry that describes an object and is shaped the same as the object it is describing. They are also known as 'shape' poems.



Main activity:

Read this concrete poem with an adult and answer the following questions:

What is the poem describing?

Can you make a list of the adjectives?

Can you make a list of the verbs?

What adverb is used?

Can you spot a simile?

Optional extra: Explore more shape poems and see if you can identify the key features.



Watch your teacher share different concrete poems on dojo.

Now have a go at creating a concrete poem tool kit (Key features). You will then refer to this as a checklist whilst you write your own poem.



Monday 1st June - Thematic

Can I locate where I live in the UK?

Today we are going to be looking at landmarks in your area so that you can start to identify where you live in the United Kingdom. Here are some landmarks that you might find if you live near to school.

What is a landmark?

Landmark - an object or feature of a landscape or town that is easily seen and recognised

What landmarks are around the school that will help us locate where we live?



Post Office



ASDA



NMPA



The Square



Shenley Academy



Bournville Police Station

Task: Go for a walk around your local area and draw and name three landmarks that are easily recognised.

Mr Seex's assembly

This week's assembly is on Hope.

<https://vimeo.com/424473134>

Password: NMPA