

Here are your answers for Friday 12th June

Reading

6. You can find Tawny Owls in: England, Scotland, Wales.

7. The Barn Owl can't be found in United Kingdom (False)

The Barn Owl has brown feathers under its body (False)

They fly soundlessly through the air (True)


Inference

8. You might not have ever seen an owl in the wild because they hunt at night when we are asleep; because they fly silently so we may not hear them.

9. It is useful for owls to fly quickly and soundlessly so that they can catch their prey easily.

10. Owls would belong to the group Carnivores

We know this because in the text it says they eat insects, mice, frogs, birds, rats so they are meat eaters.

Day of week	Core	Foundation
Monday	Maths – Make a tally chart Reading - Here we are – Front cover Writing – Key features	Thematic – Identify physical features of a city 


Monday 15th June – Create a tally chart

Maths Starter

Using the number sentences given, write the fact families. Think carefully about how you use the inverse. One has been done for you.

Example $13 + 6 = 19$ $6 + 13 = 19$ $19 - 13 = 6$ $19 - 6 = 13$	$21 + 11 = \underline{\quad}$	$15 + 8 = \underline{\quad}$	$22 + 13 = \underline{\quad}$
--	-------------------------------	------------------------------	-------------------------------

Main Activity

Today you are going to be looking at tally charts and creating your own. 
Watch the video on class dojo that your teacher has posted to help remind you all about tally charts and complete the questions below.

- 2 There are some socks on a washing line.

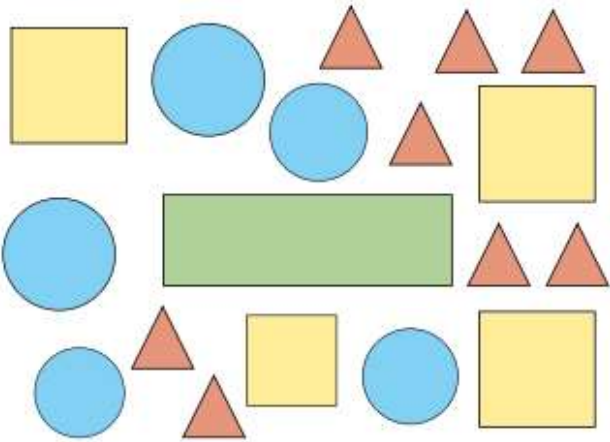
The socks are spotty, stripy or plain.



Complete the tally chart.

Sock	Tally
spotty	
stripy	
plain	

Here are some shapes.



a) Complete the tally chart to show how many of each shape there are.

Shape	Tally	Total

Now that you have completed the tally charts. Create your own. It can be on a topic that you like e.g. your family’s favourite colours, their favourite sweets, how many different toys you have.

	Tally	Total

Monday 15th June

Purposeful Writing – I can explore key features of an informal letter

This week you will be exploring the key features of an informal letter and then writing your own. As we have not been able to see each other every day at school, it would be lovely for you to write an informal letter to year 2 about your exciting home learning and any other activities that you have been up to over the half term.

Informal letter: An informal letter is a letter that we send to people we know.

Types of informal letters can be:

- Thank-you letters.
- Postcards.
- Letters to friends or family who live further away.



Watch the video on class dojo that your teacher has posted to help you understand the use of informal letters and the key features. Remember to pause and think when your teacher has told you to.

A letter to Princess Pepper

The Dragon School
Happily Ever After Road
Fantasy Land

Dear Princess Pepper,

How are you? I hope you're enjoying travelling here, there and everywhere. You'll make a great doctor because you were always so good at caring for our dragons, especially Zig. The first time you helped Zig, he had soared, swooped and looped right into a tree and bumped his head. You patched up his bump with a sticky plaster and sent him zigzagging through the sky. Then you helped him after he had practised his roaring too much. The little dragon roared so fiercely and frequently that he gave himself a sore throat. Your peppermint sweet made it all better. After that, you made sure he was feeling well when he set his own wings on fire. Gently, you bandaged him up and sent him on his way. What a clumsy dragon he was! I have many fond memories of you but my favourite is the day you came back to Dragon School with Zig. You were our first ever princess!

I hope Zig isn't as clumsy as he used to be. Is he making a good ambulance? Is Sir Geoffrey the Great making a good assistant? Write back soon and take good care of yourself and Zig.

Love from,

*Mrs Dragon and
the dragons from
Dragon School*



Example of a Letter to Friends or Family

Little Red Riding Hood
12 Fairy Tale Lane
The Village
FT7 8VP

Friday 23rd May 2015

Dear Gran,

How are you? Mum told me you haven't been feeling very well. I have baked you some of your favourite cakes and wondered when it would be possible for me to come and visit? I can't wait to see you again as I have missed you so much!


Hope to see you soon.

Lots of love
Little Red Riding Hood xx

Main activity:

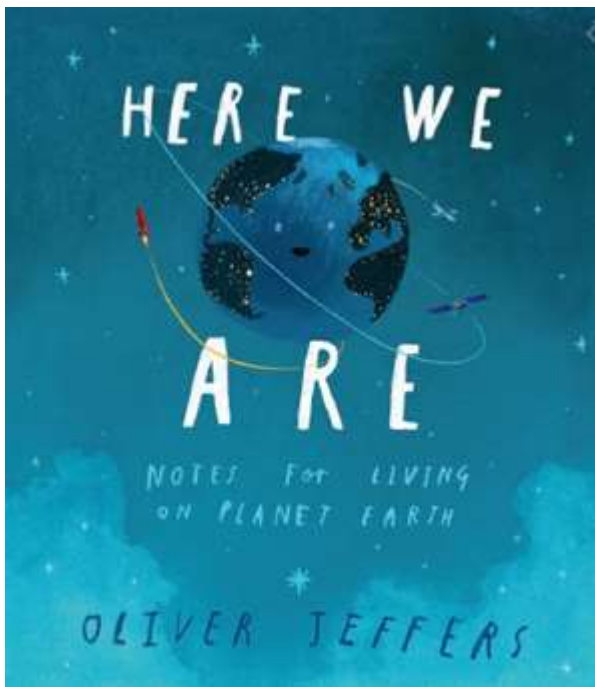
Read both model texts and watch the learning clip your teacher has shared on class dojo. Discuss with an adult the key features you can see e.g. greeting, date etc

Using different coloured pencils to underline and find the following features:

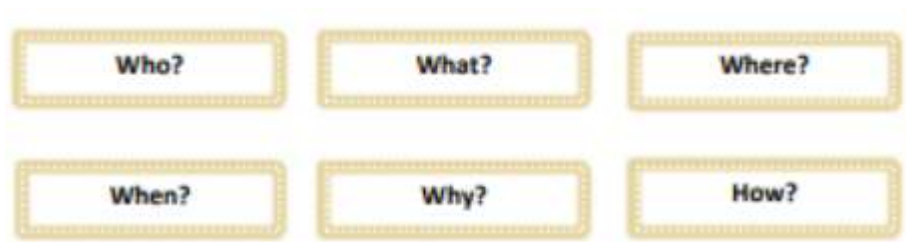
Key feature 	Example (Include an example from the model it could just be one line)
Address	
Date	
Greeting	
Opening paragraph (Introduction)	
Chatty, informal expressions and style.	
Closing statement (conclusion)	

Appropriate ending before the senders name e.g. From	

Monday 15th June – Reading



Look at the front cover of this book, write down or share any questions you may like to ask.



<https://www.youtube.com/watch?v=cPPQdDwTUvE> Listen to the story 'Here we Are (Notes for



Living on Planet Earth)' by Oliver Jeffers. Use the link provided or scan the QR code.

1. How does the author describe Earth?
2. What is the planet made up of?
3. List five things you can see in the sea.
4. What are the most important things for people to remember?

Monday 15th June – Thematic

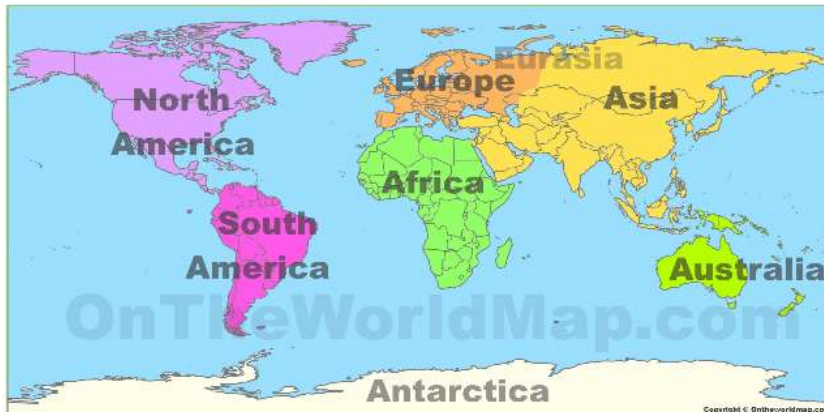
Can I identify and describe key features in a city?

Today you are going to be recapping everything that you have learnt so far about rural and urban areas and identifying the key features of an urban area.

Recap:

Where in the world do we live?

Do we live in a **rural** or **urban** area? How can you tell?



Watch the drone videos across Birmingham and London. Try to look carefully at the different landmarks/key features that you notice.

<https://www.youtube.com/watch?v=8QANU2VWNTQ> - London

<https://www.youtube.com/watch?v=TOxrM404lc4> - Birmingham

When you have watched the videos. Look at the pictures of the cities below and label some of the landmarks. What are some of the similarities of cities in the UK?

Birmingham



London



Manchester



Edinburgh

