






Home learning pack

Year Two

Week beginning Monday 13th July – Friday 17th July

Timetable for the week:

Day of week	Core	Foundation
Monday	Maths – Add and subtract 1s Phonics – au grapheme Writing - Transition- writing question sentences.	Thematic - pros and cons of urban and rural life 
Tuesday	Maths - Add and Subtract tens Phonics – aw grapheme Writing - Transition- writing statements for personal profile.	Music - Charanga Yumu - Step 5 
Wednesday	Maths – Add 2-digit numbers Phonics - or grapheme Writing - Transition- writing statements for personal profile.	Science- Quiz consolidating recycling materials 
Thursday	Maths – Add 2-digit numbers Phonics - ore grapheme Writing - Transition- feelings and emotions	PSHE- Playing together but apart- Preparation for when returning to school. 
Friday	Maths – Subtract 2-digit numbers Phonics - oar grapheme Writing –Transition- Hopes and dreams	PE- Just Dance 


Monday 13th July – Maths

Starter:


$4 \times 5 =$	$12 + 5 =$	$30 - 11 =$	$10 \div 2 =$
----------------	------------	-------------	---------------

Today you are going to be adding and subtracting ones. Think back to when you worked out one more and one less. What happens to the numbers?

Make sure you count carefully. Watch the video <https://vimeo.com/414671240> and complete the worksheet below.

Add and subtract 1s



1 a) Jack has 6 cookies.



Annie gives him one more cookie.
How many cookies does he have now?

Jack has cookies now.

b) Amir has 4 cookies.



He eats one of his cookies.
How many cookies does he have now?

Amir has cookies now.

2 Complete the number tracks.

a)

21		23					
----	--	----	--	--	--	--	--

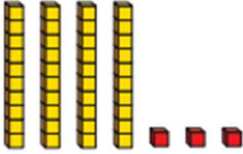
b)

47		45					
----	--	----	--	--	--	--	--

c)

				5				10
--	--	--	--	---	--	--	--	----

3 a) Filip has made a number using base 10



What number has Filip made?

b) Rosie also makes a number using base 10
Rosie's number is one more than Filip's number.

What is Rosie's number?

Monday 13th July – Phonics


This week we will be reviewing the graphemes that make an or sound. Today we will be starting with 'au'. Watch the link <https://www.youtube.com/watch?v=RBPIvgL89jQ> or scan the QR code.



Add the **sound buttons** - *sausages* [—] and *beans* [.]
to these **'au'** words.

h <u>au</u> !	Paul	taut	ca <u>u</u> se
sauc <u>e</u> r	laun <u>ch</u>	Laura	haunt
autum <u>n</u>	pause	because	author
applaud	astronaut	sauce	gau <u>z</u> e

Now press the sound buttons as you
sound out each word to **read** them.



Monday 13th July

Writing: Writing question sentences



Think back to your previous packs. What different sentence types did you come across and use?

You used **statements** and **questions** in both your letter and diary writing. Can you remember what punctuation each sentence type needs?

You will soon be moving on up to Year 3 and you may have lots of questions about your new year group. Today, we would like you to write a list of questions to ask your new Year 3 teachers.

Watch the following learning clip to remind you about questions:

1 Tick the sentence that must end with a question mark.

Add a full stop or a question mark to complete each sentence below.

Tick one.

What I wanted had already sold out

Ask Ryan what he thinks about it

What time will the film start

I didn't know what to say

I love to sing and dance

Are we going to the park

Where did you put my doll



(Use the question starters above to support you)

Group 2



Please send us a photograph of your questions so we can pass them on to the year 3 teachers.

Monday 13th July – Thematic (Geography)

Question: What are some of the pros and cons of urban and rural life?



Key vocabulary:



Compare- look at similarities and differences




Contrast- different from

Use the link below to recap what life is like in a rural area, think carefully about everything you have learnt this term about different settlements in the United Kingdom and complete the positives and negatives of living in the different areas.




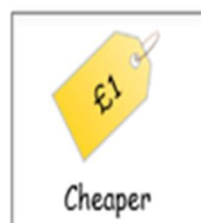

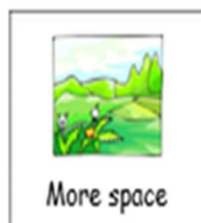
<https://www.bbc.co.uk/bitesize/clips/z978q6f>

Town 

Countryside 



Group 2



Group 2

Tuesday 14th July – Maths

$10 \times 5 =$	$13 + 7 =$	$30 - 1 =$	$16 \div 2 =$
-----------------	------------	------------	---------------

Watch the video <https://vimeo.com/415461655> to explain how to Add and subtract 10s. You can use a number square to help you.

1	2	3	4	5	6	7	8	9	10
11	12	13	14	15	16	17	18	19	20
21	22	23	24	25	26	27	28	29	30
31	32	33	34	35	36	37	38	39	40
41	42	43	44	45	46	47	48	49	50
51	52	53	54	55	56	57	58	59	60
61	62	63	64	65	66	67	68	69	70
71	72	73	74	75	76	77	78	79	80
81	82	83	84	85	86	87	88	89	90
91	92	93	94	95	96	97	98	99	100

- 1** a) Eva has some marbles.



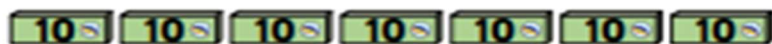
How many marbles does Eva have?

Eva has marbles.

She buys 3 more boxes of marbles.

How many marbles does she have now?

- b) Teddy has some marbles.



How many marbles does Teddy have?

Teddy has marbles.

He gives 5 boxes of marbles to his friend.

How many marbles does he have now?

Huan has 6 stickers.



He gets 10 new stickers every day for 8 days.

How many stickers will Huan have after 8 days?

Use the number track to help you.



Huan will have stickers.

= 30
 = 10
 = 40

Complete the calculations.

a) + =

b) - =

c) - =

Group 2

Tuesday 14th July – Phonics

This week we will be reviewing the graphemes that make an or sound. Today we will be looking at the 'aw' grapheme.



<https://www.youtube.com/watch?v=GHPyJ5svbgM>



Read the words below and draw a picture to match each word.

claw



bawl



straw



draw



yawn



saw



crawl



paw



Group 2

Tuesday 14th July

Writing: write statements for a personal profile.



To support your transition into year 3, your new teachers would like to find out more about you. This week you will be writing a personal profile all about you to share with your new class teacher.

Example:

All about me and my family

My name is Stephanie Blaker and I am 29 years old. I am from a small town called Bromsgrove. I love my job as a class teacher, and I have been teaching at Northfield Manor for 8 years. Wow, what long time that is! My favourite lesson is Reading because I enjoy exploring books and sharing lots of exciting stories. My favourite author is Julia Donaldson and I have read most of her books.

At home I live with my husband Matt and my two-year-old son Jude. We have a little, brown cocker spaniel (dog) called Mitsey. As a family we enjoy going for long walks in the countryside.

My favourite time of the year is the Summer. I love the sunny weather and enjoy travelling to new holiday destinations. My favourite place is Cyprus. What a beautiful place it is!



Now it's your turn. Task: Write a paragraph of information about you and your family. You can write about you and the people in your family and include your likes and dislikes

What to include:	
Capital letters	
Full stops	
Expanded noun phrase separated by a comma	
Personal pronouns – I, we	
Conjunctions – and, because	



All about me and my family



Group 2

Using charanga yumu complete step five. If you have forgotten your log in, please



message your teacher. <https://charanga.com/yumu>

SCAN ME

Starter:

$15+1=$	$33-1=$	$5 \times 6=$	$20 \div 5=$
---------	---------	---------------	--------------

Watch the video <https://vimeo.com/415699218> to learn how to add 2-digit numbers. Count the dienes and write the number sentences under each of the questions. Top tip – Can you count in tens?

A box containing 15 base ten blocks (4 tens rods and 1 one unit) plus a box containing 1 ten rod and 4 one units, followed by an equals sign and an empty box for the answer.

A box containing 33 base ten blocks (3 tens rods and 3 one units) plus a box containing 1 ten rod and 3 one units, followed by an equals sign and an empty box for the answer.

A box containing 44 base ten blocks (4 tens rods and 4 one units) plus a box containing 3 tens rods and 2 one units, followed by an equals sign and an empty box for the answer.

A box containing 35 base ten blocks (3 tens rods and 5 one units) plus a box containing 2 tens rods and 1 one unit, followed by an equals sign and an empty box for the answer.

Wednesday 15th July – Phonics


This week we will be reviewing the graphemes that make an or sound. Today we will be looking at the 'or' grapheme.



<https://www.youtube.com/watch?v=0TKWxjU0UgQ>

<p>or like in</p> <p><small>m.educationstuff.com</small></p>	 <p>storm</p>
---	---

Write, read and draw a picture.



18

Group 2

Wednesday 15th July

Writing: write statements for a personal profile.

Today, you will continue to write your personal profile for your new teachers. You will be writing about your favourite memories of Year 2.

What are your favourite memories of year 2?

Here are a few memories we have shared together this year:



Our trip to Selly Manor



Learning to skateboard



Taking part in the drama hut workshop.



Setting fire to the cardboard houses to re-enact the Great Fire of London.

Can you think of any others?


Group 2

Complete the paragraph below:

My favourite memory of year 2 is _____

*****Remember to include the subordinate conjunction 'because'***

Draw a picture of this memory:



Please send this work over to your class teacher.

Group 2

Wednesday 15th July – Science



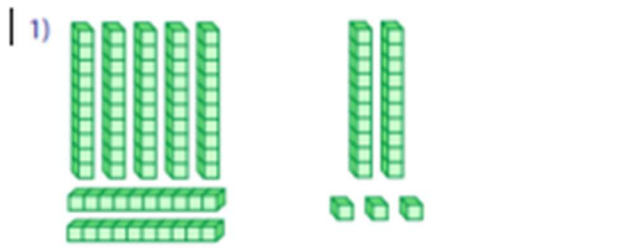
In order to consolidate what you have learnt about recycling. Take the following quiz-<https://www.educationquizzes.com/ks1/science/staying-healthy-recycling/>

Thursday 16th July – Maths

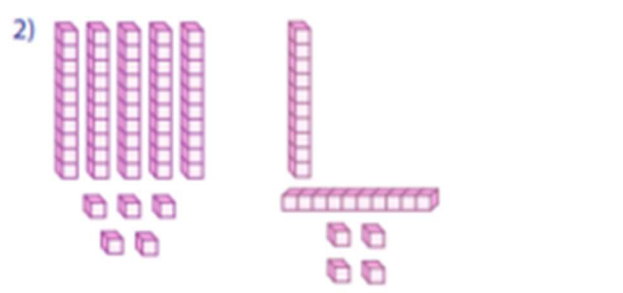
Starter:

$12 \div 2 =$	$15 \div 5 =$	$6 \div 2 =$	$10 \div 5 =$
---------------	---------------	--------------	---------------

Re-watch yesterday's video to remind yourself how to add using dienes then complete the worksheet below. Make sure you count the dienes carefully and write the number sentence to help you.



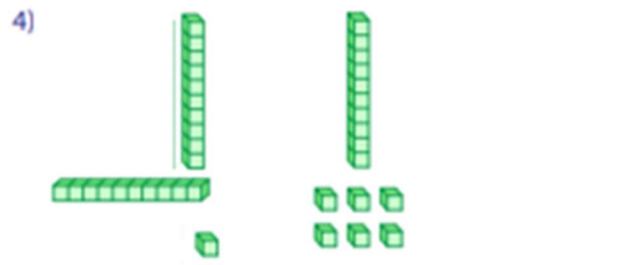
$$\square + \square = \square$$



$$\square + \square = \square$$



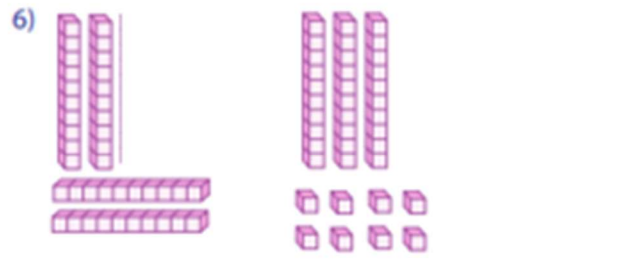
$$\square + \square = \square$$



$$\square + \square = \square$$



$$\square + \square = \square$$



$$\square + \square = \square$$

Thursday 16th July – Phonics

This week we will be reviewing the graphemes that make an or sound. Today we will be looking at the 'ore' grapheme.



<https://www.youtube.com/watch?v=QBark9-HRmQ>

ore

Complete the e-worksheet, by matching the pictures to the correct word.

At the sea shore

Can you match the pictures to the words?
Hint: they all contain the sound 'ore'

chore **store** **core**

bored **score** **snore**

Thursday 16th July – Writing


Writing: describe your feelings/ emotions

You may be filled with lots of different emotions and feelings about moving to Year 3 and this is perfectly fine! It's good for your wellbeing to express how you are feeling.


Task: Write down your thoughts and feelings about moving into year 3.

Group 2

I am excited about...



I'm worried about...



I feel....



Thursday 16th July – PSHE

Today, you will be learning about how to play safely together when you return to school. Answer the quiz below to see what you already know.

[https://classroom.thenational.academy/lessons/playing-together-but-apart-](https://classroom.thenational.academy/lessons/playing-together-but-apart-4e7276/activities/1/view)

[4e7276/activities/1/view](https://classroom.thenational.academy/lessons/playing-together-but-apart-4e7276/activities/1/view)



PSHE Intro Quiz - Playing together but apart

*Required

1. Can you hug your friends when you are back in school? *

1 point

Yes

No

2. What is a safe distance to keep when you see your friends? *

1 point


5 metres

2 metres

0 metres



Once you have completed this quiz. Watch the learning clip next on the slide.

PSHE
Key Stage 1



Playing together but apart.

MISS PLUMMER



OAK
NATIONAL
ACADEMY

Miss Plummer

Starter:

$30 \div 10 =$	$20 \div 10 =$	$10 \div 10 =$	$40 \div 10 =$
----------------	----------------	----------------	----------------

Subtract with 2-digit numbers (1)



1 Complete the sentences to describe each step of the subtraction.



First the number is



Then is crossed out.



Now the number is

- =

2 Draw base 10 to represent the number 35

Now cross out 12

What number is left?

$35 - 12 =$

3 Use base 10 to complete the subtractions.

a) $7 - 2 =$ e) $48 - 11 =$

b) $30 - 10 =$ f) $27 - 16 =$

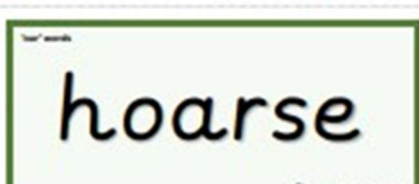
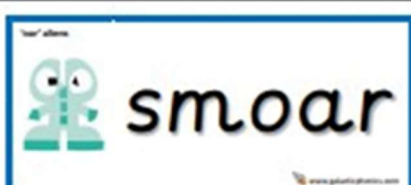
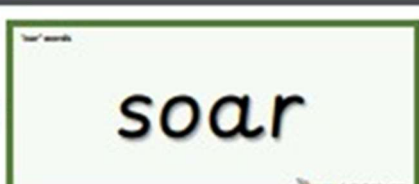
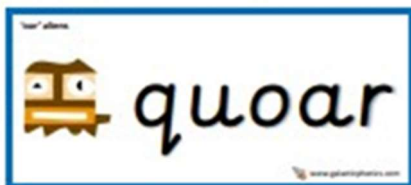
c) $37 - 12 =$ g) $63 - 61 =$

d) $47 - 12 =$ h) $45 - 33 =$

Group 2

Friday 17th July – Phonics

This week we will be reviewing the graphemes that make an or sound. Today we will be looking at the 'oar' grapheme. Draw the sound buttons and bars on each word to read the word.

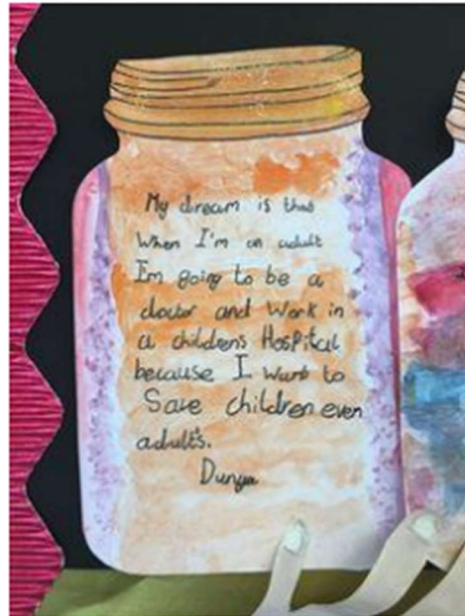
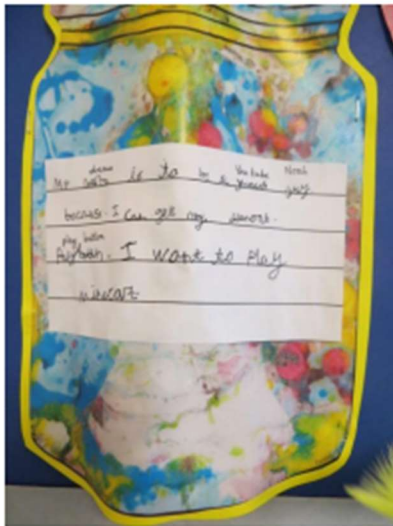


Group 2


Friday 17th July – Writing

Writing: describe your dreams, hopes and goals for Year 3.

Today, you will be creating a dream jar. You will be drawing and labelling your hopes and dreams for Year 3. You can fill your dream jar with what you want to do and achieve in Year 3 or draw pictures of things you want to get better at in Year 3.



You can decorate your dream jars anyway you like.



MY DREAM JAR

Group 2

Friday 17th July – PE

Visit the website and practise dancing to some of your favourite songs

https://www.youtube.com/channel/UChIjW4BWKLqpojTrS_tX0mg

