

Thursday 18th June – Draw and Interpret pictograms

Maths Starter:

Use your times table knowledge and the inverse to complete the number sentences.

$2 \times 6 = 12$	$3 \times 2 = 6$	$10 \times 9 = 90$	$7 \times 5 = 35$
-------------------	------------------	--------------------	-------------------

Main activity:





Think about what you have learnt so far this week about tally charts and pictograms. Complete the questions below. Remember to look carefully at the key for each pictogram.

- 2 Class 2 vote for whether they would like to play tennis, football or netball.





The tally chart shows the votes.

Sport	Tally	Total
Tennis		5
Football		20
Netball		10

- a) Complete the pictogram.

Sport		Key
Tennis		 = 5 votes
Football		
Netball		

- b) Complete the pictogram.




Sport		Key
Tennis		 = 10 votes
Football		
Netball		

- 3 The tally chart shows the weather for 55 days.

Weather	Tally
Sun	
Cloud	
Rain	

- a) Draw a pictogram to show this information. Choose your own key.

E.g.

Weather	
Sun	
Cloud	
Rain	

Key

 = 10 days

- b) Compare pictograms with a partner. What is the same? What is different?

Thursday 18th June Writing – Plan an informal letter

Thank you to those that have sent in your plans. If you haven't done so, please send them over today in order for us to provide you with feedback.

Thursday 18th June – Reading



To my son, Harland



This book was written in the first two months of your life as I tried to make sense of it all for you.

These are the things I think you need to know.

In a quote at the back of the book, Oliver Jeffer's Dad says, 'There are only three words you need to live by son: respect, consideration and tolerance.'

What do these word mean?

<i>Respect</i>	Respect is a way of treating or thinking about something or someone. You show respect by being polite and kind.
<i>Consideration</i>	Consideration is kindness and thoughtful regard for others, or an act of thoughtfulness. Treating others as you would have them treat you (the Golden Rule) is one example of consideration .
<i>Tolerance</i>	When you practice tolerance , you accept another's ideas and beliefs.

<p>Friday</p>	<p>Maths – Complete Maths quiz Reading - Welcome someone to Earth Writing – Write informal letter</p>	 Spanish: Introduce yourself. PE- Lesson 2- Active Jasmine 
----------------------	--	---

Friday 19th June – Maths quiz



Think carefully about statistics and everything you have learnt this week. Complete the maths quiz online. Please do it independently (on your own) and we will post a video addressing any misconceptions next week.

<https://forms.gle/cuunoKDGEawMc4zSA>

Friday 19th June Writing – Write an informal letter I can write an informal letter



Refer to your plan from yesterday and make any corrections (from feedback) You will now write your informal letter to year 2 or a chosen member of your class. You must refer to the key features checklist on Monday to ensure you have included everything.

Remember this letter will be uploaded to class dojo for your friends to read. Therefore, you need to think carefully about your handwriting and ensure all letters are a consistent size.

Note: All addresses will be blurred out before uploading.

Friday 19th June – Reading



OLIVER JEFFERS
HERE WE ARE
NOTES FOR LIVING ON PLANET EARTH

WELCOME TO EARTH

Design a poster to welcome someone to planet Earth.
Make it bright, colourful and packed full of useful information.

Ideas to help you:

- What will your main title be?
- Will you have a subheading?
- Will you use bullet points?
- What type of information will you include?
- What pictures will you include?
- How will you give a positive impression of Earth?
- What do you think a visitor would think of our planet?
- How might Earth be different from other planets?



<https://www.youtube.com/watch?v=cPPQdDwTUVE>



Use the information included in the book to help you with your poster. Send your completed posters on Dojo to share with everyone.

Friday 19th June – PE

Year 2- Unit 5-Jasmine active- Lesson 2



Scan code to access website.

Link for the website: <https://real.jasmineactive.com/pe/year/2/unit/5/>

Email: parent@northfield-2.com

Password: northfield

Friday 19th June – Spanish

Complete the quiz below and then watch the video, before going back to the quiz and making the corrections.

Link for the video: <https://www.thenational.academy/year-2/foundation/introducing-yourself-in-spanish-year-2-wk2-2#slide-2>



Scan code to access website.

Which number is "dos"? *

1 point

- 1
- 2
- 5

Which number is "cinco"? *

1 point

- 5
- 3
- 4

How do you say 1 in Spanish? *

1 point

- dos
- hola
- uno