

GROUP 1

Home learning pack

Year One

Week beginning: Monday 20th April – Friday 24th April

Timetable for the week:

Monday	Maths – Arithmetic starter, ordering numbers to 20. Phonics – Review graphemes, Watch Alphablocks film, draw sound buttons to read 'ir' words. Writing – Capital letters Thematic – Read all about the continent Antarctica Please read a book
Tuesday	Maths – Times table test, order and compare numbers Phonics – Play Phonics game 'Obb and Bob' –sorting words with the 'ir' grapheme Writing – Play Zara's capital letters game and write capital letters for each letter of the alphabet. Please read a book
Wednesday	Maths – Times tables test. Tens and ones. Phonics – Write real 'ir' words to match picture. Create three alien words. Writing – Re-write the sentences ensuring you use capital letters and full stops in the right place. Please read a book
Thursday	Maths – Times tables test. Tens and ones. Phonics – Dictation. Write down the sentences. Play 'phonics frog' Writing – Re-write the sentences ensuring you use capital letters and full stops in the right place. Please read a book
Friday	Maths – Maths arithmetic (addition). Tens and ones. Phonics – Common exception words: say it, beat the clock and mind the gap. Writing – Tick/write the words that need a capital letter Please read a book

Year 1 - Monday 20th April

Work to be completed:

GROUP 1

Maths	Arithmetic starter and ordering numbers to 20
Phonics	Review graphemes. Watch the Alphablocks film and draw sound buttons to read 'ir' words.
Writing	Capital letters
Thematic	Read all about the continent Antarctica

Maths

Arithmetic starter:

$2 + 7 = \boxed{}$



1 mark

$99 + 1 = \boxed{}$



1 mark

$9 - 3 = \boxed{}$



1 mark

GROUP 1

Maths main task:

Ordering numbers to 20

<p>6 7 9</p> <p>6 7 9</p>	<p>12 11 10</p> <p><input type="text"/> <input type="text"/> <input type="text"/></p>
<p>13 18 15</p> <p><input type="text"/> <input type="text"/> <input type="text"/></p>	<p>14 16 11</p> <p><input type="text"/> <input type="text"/> <input type="text"/></p>
<p>3 4 5</p> <p><input type="text"/> <input type="text"/> <input type="text"/></p>	<p>16 15 19</p> <p><input type="text"/> <input type="text"/> <input type="text"/></p>
<p>18 15 20</p> <p><input type="text"/> <input type="text"/> <input type="text"/></p>	<p>17 21 9</p> <p><input type="text"/> <input type="text"/> <input type="text"/></p>

Reasoning problem:
Why not try...

Ron and Whitney are counting.
Ron says:



43, 42, 41, 40, 41, 42

Whitney writes:

10 11 12 13 41 15



Can you spot their mistakes?

Phonics: Point to each grapheme

ai ee igh oa oo

ar or ur ow oi

ear air er

GROUP 1

Watch: Alphablocks : Birthday Girl - Series 4 - Episode 11

Web link: https://www.youtube.com/watch?v=BEAuZcRB_cM



Alphablocks - Birthday Girl - Series 4 - Episode 11

Write these words into your exercise book. Then draw the sound buttons and bars onto the words. Draw a picture to illustrate each word.

girl	first	stir
shirt	skirt	bird

Writing: Capital letters

Hint!

Insert the capital letters and full stops in the passages below by rewriting the sentences

Think carefully about how many sentences are in each passage.

Capital letters are needed for:

- the beginning of sentences
 - proper nouns: people, places, days of the week, months of the year
- Full stops come at the end of statements.

1) hannah wanted to play in the park



2) our house is on seaford road



GROUP 1

This sentence has two mistakes. Rewrite it correctly beneath.

paris is the capital city of france.

Tick to show whether these words need capital letters.

	Capital letter	No capital letter
elephant	<input type="checkbox"/>	<input type="checkbox"/>
september	<input type="checkbox"/>	<input type="checkbox"/>
friday	<input type="checkbox"/>	<input type="checkbox"/>

Circle the **two** words that need a capital letter in the sentence below.

last week i visited the zoo with my brother.

ica: The below information can be found on:

Now, tell your family all about what you have learnt about Antarctica.

Antarctica

Antarctica is the continent at the South Pole and it is almost entirely covered in ice. It is the fifth largest continent and is surrounded by the Southern Ocean. As the temperature in Antarctica can dip to below -80°C (-112°F), no one lives there all the time. No country owns Antarctica. Scientists from 29 countries visit research stations to carry out experiments throughout the year. Despite the cold, Antarctica is home to animals such as penguins, seals, and seabirds.

[Find out more >](#)



GROUP 1

≡x

Antarctic habitat

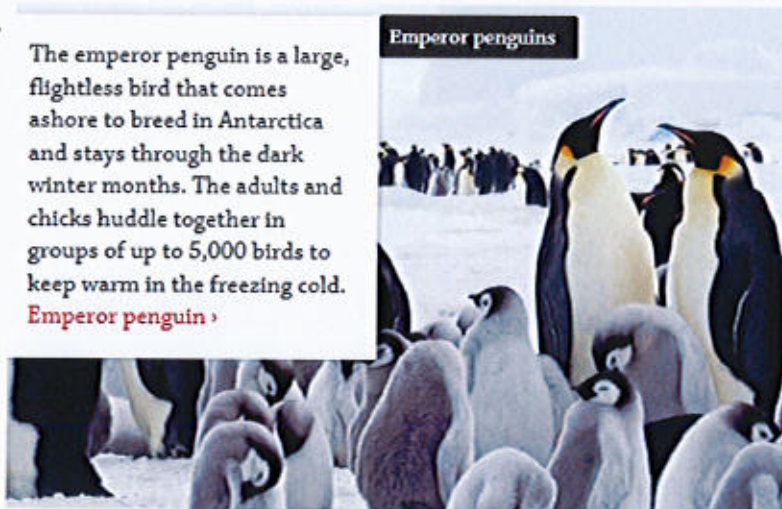
Antarctica is the land that surrounds the South Pole. It is the Earth's coldest and driest continent. The mainland has a layer of up to four-kilometre-thick ice, howling winds, and freezing temperatures. Only along the slightly warmer coastline can plants survive and animals come

ashore. Small and hardy, lichens, mosses, and hairgrass are among the few plants able to grow. The surrounding ocean is full of fish and krill, which many sea animals and millions of seabirds, such as skuas, penguins, petrels, and terns, feed on. Many come ashore to breed (have young) or to scavenge (take remains of) food from these breeding sites.

The emperor penguin is a large, flightless bird that comes ashore to breed in Antarctica and stays through the dark winter months. The adults and chicks huddle together in groups of up to 5,000 birds to keep warm in the freezing cold.

[Emperor penguin ›](#)

Emperor penguins



Year 1 – Tuesday 21st April

Work to be completed:

Maths	Times tables test. Order and compare numbers
Phonics	Play Phonics game 'Obb and Bob' –sorting words with the 'ir' grapheme
Writing	Play Zara's capital letters game and write capital letters for each letter of the alphabet.

Maths arithmetic

$$1 \times 10 = \underline{\quad}$$

$$10 \times 3 = \underline{\quad}$$

$$0 \times 10 = \underline{\quad}$$

$$10 \times 2 = \underline{\quad}$$

$$4 \times 10 = \underline{\quad}$$

$$2 \times \underline{\quad} = 20$$

GROUP 1

Maths main activity: order and compare numbers

1 more, 1 less

8 9 10 11 12

3 4 5

7 8 9

13 14 15

10 11 12

17 18 19

14 15 16

22 23 24

Which number is larger: 20 or 15?

Circle around the biggest number and a square around the

GROUP 1

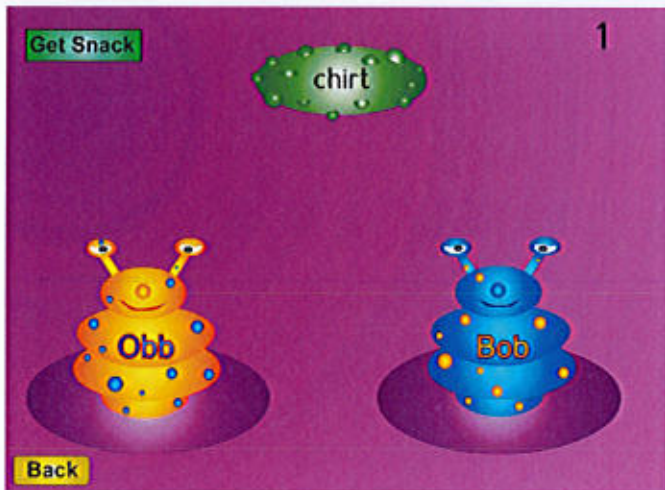
Phonics: Read words with the grapheme 'ir'.

Access PhonicsPlay online.

<https://www.phonicsplay.co.uk/member-only/PicnicOnPluto.html>

Username: **march20** Password: **home**

Play Obb and Bob and sort real and alien words: Phase 5 - ir grapheme

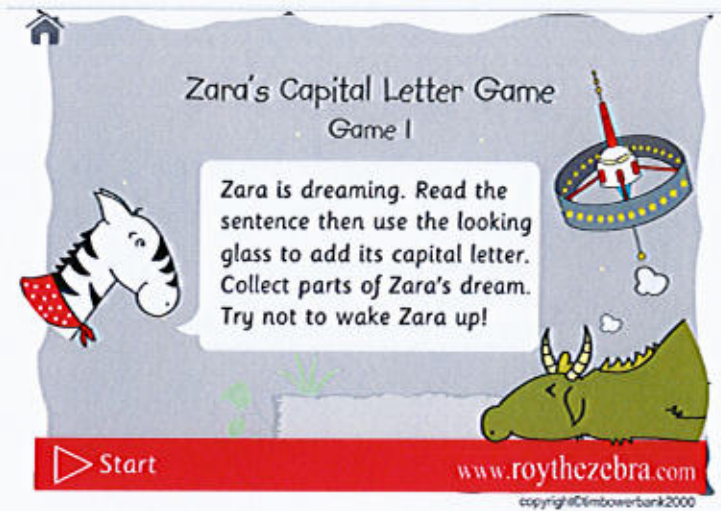


GROUP 1

Writing: capital letters

Play: Zara's capital letters game

<https://www.roythezebra.com/reading-games/capital-letter-beginner-1.html>



In your exercise book, write the capital letter for each letter of the alphabet.



A	B	C	D	E	F	G
H	I	J	K	L	M	N
O	P	Q	R	S	T	U
V	W	X	Y	Z		

Year 1 – Wednesday 22nd April

Work to be completed:	
Maths	Times tables test. Tens and ones.
Phonics	Write real 'ir' words to match picture. Create three alien words.
Writing	Re-write the sentences ensuring you use capital letters and full stops in the right place.

Maths arithmetic

GROUP 1

$5 \times 10 = \underline{\quad}$

$8 \times 10 = \underline{\quad}$

$6 \times 10 = \underline{\quad}$

$7 \times 10 = \underline{\quad}$

$10 \times 5 = \underline{\quad}$

$10 \times 8 = \underline{\quad}$

$10 \times 7 = \underline{\quad}$

$10 \times 6 = \underline{\quad}$

Maths main activity: Tens and ones

GROUP 1

Complete the sentences.

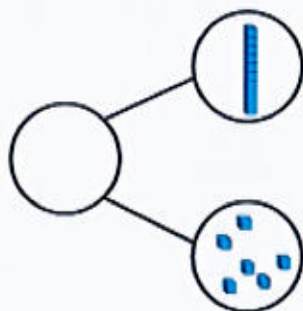
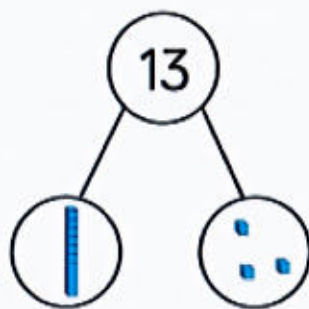
My number is _____

One part is _____, the other part is _____

The whole is _____

My number is _____

It has _____ tens and _____ ones.



Fill in the ten frames with counters to show 14 and complete the sentence.



A teens number
always has one
ten.

A teens number
won't always
have one ten.



the Who is correct? How do you know?

Phonics: Write
'ir' words

Task 1: Look at the pictures and write the 'ir' words in your exercise books.

GROUP 1

 _____	 _____	 _____
 _____	  _____	 _____

Task
2:
Create

three of your own 'ir' alien words and write them in your exercise books.

e.g. slirt, kirf, chirb

Put the sound buttons on and then read them out loud.

Draw an alien next to your nonsense words so that you know they are not real words.

Writing: capital letters and full stops.

Re-write the sentences below in your exercise books. Make sure you have capital letters and full stops.

i have a pet dog called spot

GROUP 1

my friend lives in scotland

I went to the shop. and got some sweets

Year 1 – Thursday 23rd April

Work to be completed:	
Maths	Times tables test. Tens and ones.
Phonics	Dictation. Write down the sentences. Play 'phonics frog'
Writing	Re-write the sentences ensuring you use capital letters and full stops in the right place.

Maths arithmetic

$$9 \times 10 = \underline{\quad}$$

$$1 \times 10 = \underline{\quad}$$

$$4 \times 10 = \underline{\quad}$$

$$10 \times 10 = \underline{\quad}$$

$$5 \times 10 = \underline{\quad}$$

$$3 \times 10 = \underline{\quad}$$

Maths main activity: Tens and ones

Write down these numbers in your exercise book and draw diennes blocks next to the number.

Example:

14



GROUP 1



11

13

20

8

16

4

10

19

Can you tell your grown up how many tens and ones are in each number?

Phonics: Dictation

GROUP 1

Read these sentences to your child. Ask your child to write down the sentences in their exercise books.

The girl went to the beach on her birthday.

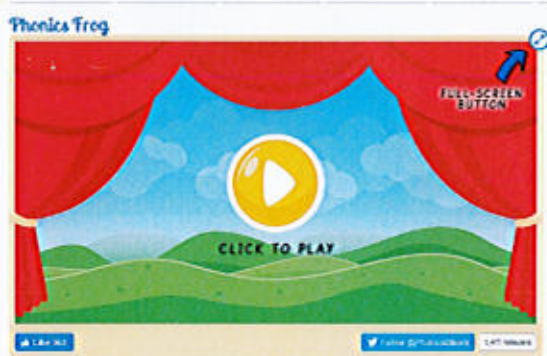
Ben had a red shirt.

The boy came first in the race.

The skirt was dirty.

Visit: <https://www.phonicsbloom.com/uk/game/phonics-frog?phase=5>

Play 'Phonics frog'



Click on 'ir'
then 'revise all'

Writing: Capital letters and full stops

Re-write these sentences in your exercise books.

went	I	to	bed.
------	---	----	------

GROUP 1

soft	The	ears.	had	dog
------	-----	-------	-----	-----

My	fast.	sister	run	can
----	-------	--------	-----	-----

Year 1 – Friday 24th April

Work to be completed:	
Maths	Maths arithmetic (addition). Tens and ones.
Phonics	Common exception words: say it, beat the clock and mind the gap.
Writing	Tick/write the words that need a capital letter.

Maths arithmetic

$$4 + 2 = \underline{\quad}$$

$$6 + 5 = \underline{\quad}$$

$$10 + 4 = \underline{\quad}$$

$$7 + 1 = \underline{\quad}$$

GROUP 1

$$0 + 8 = \underline{\quad}$$

$$11 + 5 = \underline{\quad}$$

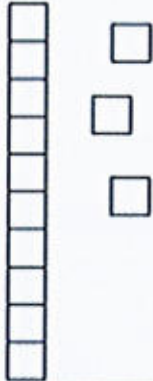
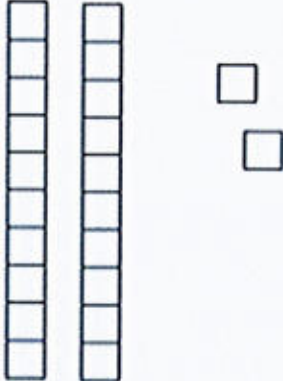

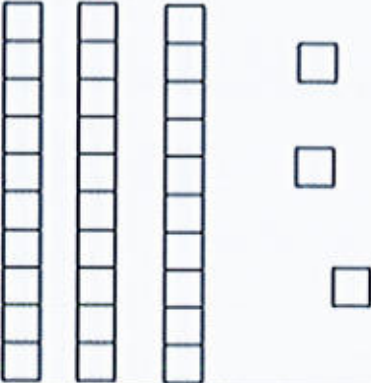
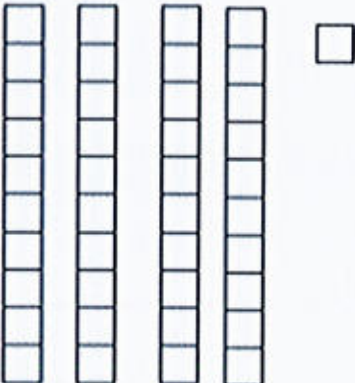
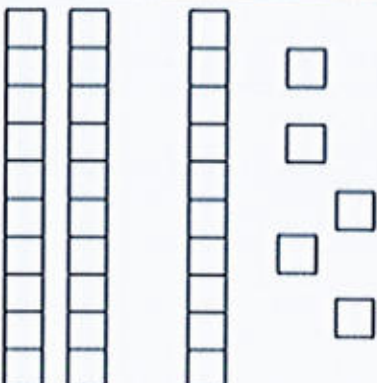


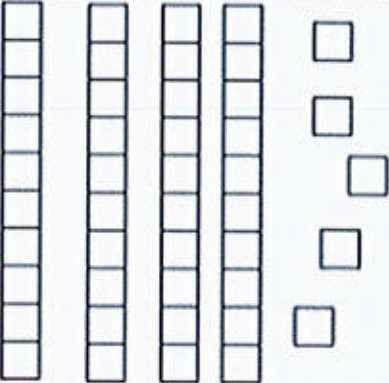
$$9 + 0 = \underline{\quad}$$

$$17 + 4 = \underline{\quad}$$

GROUP 1

Maths main activity: Tens and ones.

Count the number of squares in each box. Remember to count the tens first, then the ones. Write the answers in your exercise books.

1) 	2) 	3) 
How many?	How many?	How many?
4) 	5) 	6) 
How many?	How many?	How many?
7) 	8) 	9) 
How many?	How many?	How many?

GROUP 1

Phonics: Common exception words

Read these words to your child. Ask them to repeat it after you.

push

friend

school

put



Beat the clock!

Ask your child to write each word (from above) down as many times as they can in 1 minute.



Fill in the missing words:

My _____ is
in Northfield.

Next, _____ the bread in the toaster.
















It is important to not _____ in a line.

Adam is my _____.

GROUP 1

Writing: Capital letters

Tick the boxes if you think the word needs a capital letter.

 pen <input type="checkbox"/>	 london <input type="checkbox"/>	 fruit <input type="checkbox"/>
 cat <input type="checkbox"/>	 ben <input type="checkbox"/>	 spain <input type="checkbox"/>
 food <input type="checkbox"/>	 paris <input type="checkbox"/>	 bat <input type="checkbox"/>
 chair <input type="checkbox"/>	 christmas <input type="checkbox"/>	 the sun <input type="checkbox"/>
 pencils <input type="checkbox"/>	 dinner <input type="checkbox"/>	 fish and chips <input type="checkbox"/>

If you can't print the worksheet, write the words in your exercise books that NEED a capital letter.

Super challenge:

Write a sentence in your book using one of these words above.

GROUP 1

Home learning Pack

Year One

Week beginning: Monday 27th April – Friday 1st May

Timetable for the week:

Monday	Maths Arithmetic starter and adding using visuals Phonics: Read 'or' words Writing: Past tense verbs (adding -ed) Thematic: Animal classification fact files Please read a book.
Tuesday	Maths - Arithmetic and addition using tens frame Phonics - Find the 'or' words in sentences. Writing - Irregular past tense verbs Please read a book.
Wednesday	Maths - Arithmetic and addition using a number line. Phonics- 'or' spellings Writing - Irregular past tense verbs Please read a book.
Thursday	Maths - Shape starter and addition word problems. Phonics - Dictation: read the sentences to your child. Writing - Past tense verbs – circle the past tense verb. Please read a book.
Friday	Maths- Shape starter. Addition problem solving and reasoning questions. Phonics- Common exception words. Writing - Past tense verbs – write a sentence Please read a book.

Year 1 - Monday 27th April

Work to be completed:	
Maths	Arithmetic starter and adding using visuals
Phonics	Review graphemes: or Watch the online video and join in with segmenting and blending the words.
Writing	Past tense verbs (adding -ed)
Thematic	Animal classification fact files

GROUP 1

Maths

Arithmetic starter:


Match the representations to the correct numeral.



12



7




10



Main task: Add using visuals

Record the number sentences for each question into your exercise books and find the total.



1) 
+ 

2) 
+ 

3) 
+ 

4) 
+ 

5) 
+ 

6) 
+ 

Here are some counters.



Group the counters by colour.

Fill in the gaps in the sentence and say it out loud.

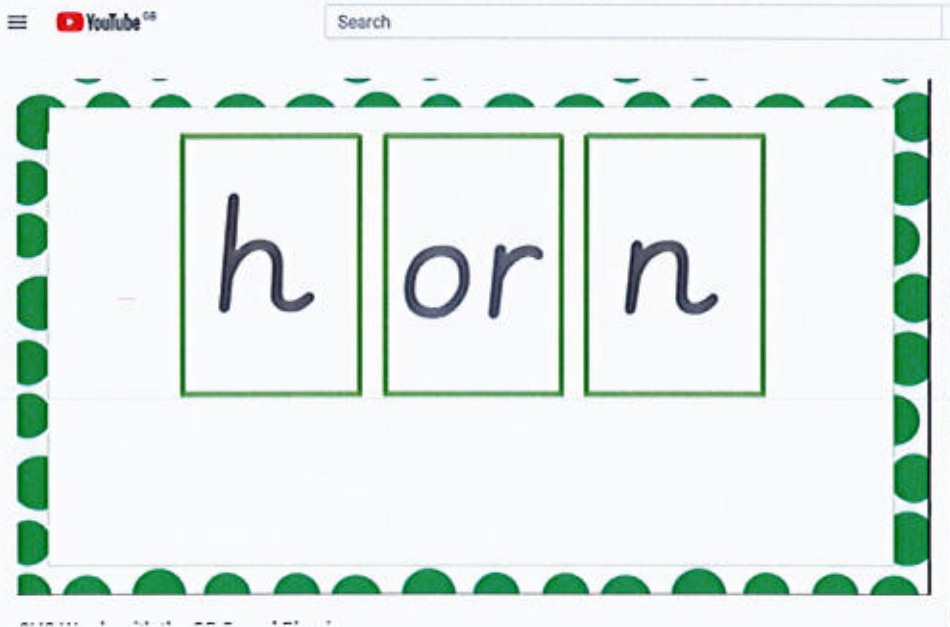
_____ red counters plus _____ yellow counters is equal to _____ counters.

GROUP 1

Phonics:

Watch: <https://www.youtube.com/watch?v=VPhi3MifHBk7>

Join in with the video to segment and blend the words with the 'or' grapheme.



Extension: Write these words down into your exercise book and write on the sound bars and buttons.

GROUP 1

English: Past tense verbs

It's all about the verb

You can identify whether a sentence is present or past tense based on the verb.

E.g.

I am walking

I walked

In each example, the root word 'walk' exists.

In the first example, it is written in the present tense i.e. *It is happening now.*

In the second example, it is written in the past tense. i.e. *It has already happened.*



Verb Endings: -ed



When something happened in the past, a verb should be in the past tense. For many words, adding the ending -ed to the verb makes it past tense. Example: talk talked

Change each of the following verbs to past tense.

1. walk

2. park

3. jump

4. work

5. pass

6. cook

7. play

GROUP 1

Thematic: Animal classification

Website link: <https://www.bbc.co.uk/bitesize/topics/z6882hv>

Watch the films on; mammals, amphibians, birds, fish, reptiles and minibeasts. Now, create mini-fact files on each type of animal and include characteristics and images of each animal.

Animals

Part of Science

9 learner guides + 46 class clips

What are mammals? >

Learn about the different characteristics that make an animal a mammal





What are amphibians? >

Learn about the different characteristics that make an animal an amphibian



For example:



AMPHIBIANS

- live on land & in water.
- cold-blooded.
- lay eggs.
- moist skin.
- webbed feet.



Year 1 – Tuesday 28th April

Work to be completed:


Maths	Arithmetic and addition using tens frame
Phonics	Find the 'or' words in sentences.
Writing	Irregular past tense verbs

Maths:

GROUP 1

Arithmetic: What is the total?

1.



2.



Main task: adding using tens frames

My Ten Frames				

Use the tens frames to draw counters to solve these addition problems.

E.g.

$$5 + 3 = 8$$

My Ten Frames				
●	●	●	●	●
●	●	●		

1. $4 + 7 =$ _____

2. $3 + 9 =$ _____

3. $0 + 5 =$ _____

4. $6 + 9 =$ _____

5. $8 + 8 =$ _____

6. $9 + 10 =$ _____

7. $16 + 3 =$ _____

8. $11 + 5 =$ _____

Phonics: read the sentences and write the words with the 'or' grapheme:

Name: _____

'or' Sound

Read and underline the 'or' sounds.

- 1) My sweet corn kept falling off my fork.
- 2) There was a storm so we stood in the fort.
- 3) The new baby was born in the morning.

Can you write the 'or' words from the sentences?

or



GROUP 1

English: Irregular past tense verbs.

Sometimes we cannot just simply add -ed to make the verb into the past tense, these are called irregular verbs and you will need to learn these.

Task: Match the words, one word is written in the past tense, one in the present tense. Write the words in a list under these two titles:

Present

Past

went	saw	go	keep
fly	see	run	found
kept	find	ran	flew
stand	hear	stood	heard

GROUP 1

Year 1 – Wednesday 29th April

Work to be completed:


Maths	Arithmetic and addition using a number line.
Phonics	'or' spellings
Writing	Irregular past tense verbs

Maths: Arithmetic:

Use the ten frames to complete the number bonds to 10



$4 + \underline{\quad} = 10$



$5 + \underline{\quad} = 10$


10	
7	

Main task: use a number line to count

on from the biggest number to find the total.

☆ ☆ Number Line Addition ☆ ☆

Finish the number sentences. Use the number line to help.



$2 + 17 = \square$

$4 + 16 = \square$


$12 + 5 = \square$

$19 + 1 = \square$

\square

GROUP 1

Phonics: Write the correct spelling for each picture.



Storm corn acorn orchestra horse

- Match each verb with its past tense...

English: Irregular past tense verbs

run	swam
catch	ate
swim	ran
see	flew
fly	wrote
eat	caught
write	built
build	saw

Work to be complete:

Maths








Shape starter. Revision word problems.

GROUP 1

Phonics	Dictation: read the sentences to your child.
Writing	Past tense verbs – circle the past tense verb.

Maths starter: Write the correct name next to the correct 2D shape.


Square triangle circle rectangle
pentagon hexagon oval

GROUP 1

Maths main activity: Addition

1 How many animals are there altogether?




2 Saima and Josh each baked 5 cakes. They put them together on a plate. How many cakes were on the plate?



3 What is the total cost of the lollipop and the crisps? p



4 The height of the bigger box is 13 centimetres.
The height of the smaller box is 7 centimetres.



What is the total height of both boxes? centimetres

GROUP 1

Phonics: Dictation 'or' sentences

Read these sentences to your child and ask them to write them in their exercise book:

The cork flew out of the bottle.

Scotland is north of England.

My sister was born in March.

The boat sounds the horn.

Now ask your child to make their own sentence using an 'or' word.

Writing: Circle the past tense verb within the sentence.

Bob painted a picture.

Tina opened her present.

GROUP 1

Corey jumped on his trampoline.

Daniel watched the birds.

Fred made a card.

Mark ate an apple.

Super challenge:

Can you write the regular verb along-side the past tense verb?

Example: paint – painted

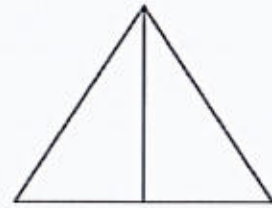
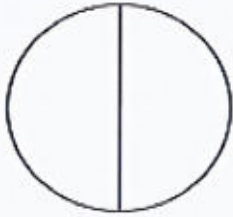
Year 1 – Friday 1st May

Work to be completed:	
Maths	Shape starter. Addition problem solving and reasoning questions.
Phonics	Common exception words.
Writing	Past tense verbs – write a sentence

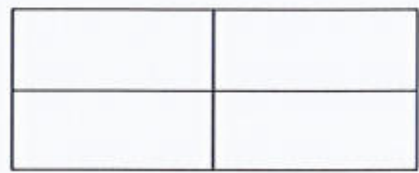

GROUP 1

Maths starter:

Colour 1 half of these shapes.



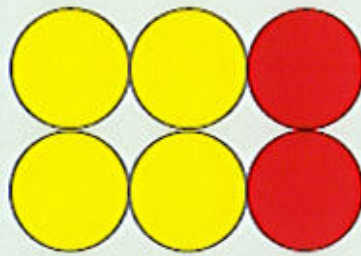
Colour 1 quarter of these shapes.



Maths main activity: problem solving/reasoning questions

GROUP 1

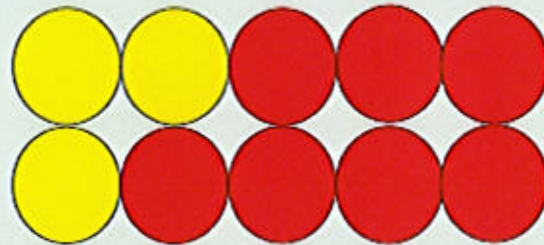
Match the correct number sentence to the image.



$4 + 2 = 6$

$3 + 3 = 6$

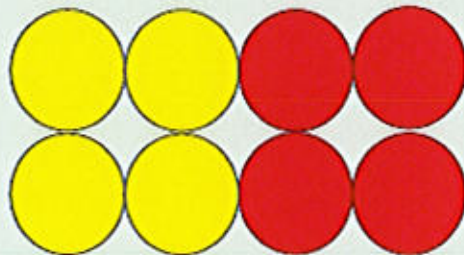
$1 + 5 = 8$



$7 + 3 = 10$

$5 + 5 = 10$

$2 + 8 = 10$



$5 + 3 = 8$

$4 + 4 = 8$

$6 + 2 = 8$

GROUP 1

Mo and Jack are working out $11 + 7$

Mo says,



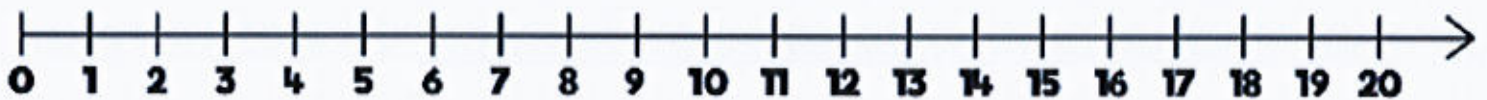
11, 12, 13, 14, 15, 16, 17

Jack says,



12, 13, 14, 15, 16, 17, 18

Use a number line to show who is correct.



_____ is correct because _____

_____ is wrong because _____

Phonics: Common exception words

Read these words to your child. Ask them to repeat it after you.

one

love

come

some

GROUP 1



Beat the clock!

Ask your child to write each word (from above) down as many times as they can in 1 minute.



Fill in the missing words:

Can you _____ to my party?

_____ day, there was a big storm.

There are _____ sweets left.

We should treat animals with _____ and care.

Writing: Use these past tense verbs to write sentences about the Safari Park trip:

Saw



GROUP 1

ate



went

