

Good morning everyone,  
I hope you have all had a lovely Easter holiday and a well-deserved rest. Welcome back to your home learning and I hope you are excited for the new upcoming challenges. It was great to see your hard effort and perseverance before the holidays, so please keep it up!

Mrs Pennington has recorded a message for the children to say well done to them for their efforts with their work and with helping everyone to stay safe. This is the link and password:

<https://vimeo.com/409456662>

Password: nmpa

Here are the answers from Friday 3<sup>rd</sup> April.

### **Comprehension**

#### **Doctor's orders**

1. Sammy said she will be poorly if she doesn't become healthier.
2. Mum didn't know Sammy was unhealthy as she says she eats lots of different things and plays outside.
3. Sammy and Mum could eat at least five pieces of colourful, juicy fruit and vegetables every day and exercise for at least thirty minutes.
4. The author described the fruit as colourful and juicy.

#### **What plants need to grow**

1. If you planted a seed in a cold dark cupboard it would not germinate (start to sprout)
2. Germination is when the seed starts to sprout.
3. Flimsy means the same as delicate.
4. Any sensible answer is acceptable as long as it is linked to the text.

### **Maths answers**

- 1)  $4+38=42$
- 2)  $38+4=42$
- 3)  $42-4=38$
- 4)  $42-38=4$

A cube's faces are all the same.

A cube has 12 edges.

### **Maths**

Complete the missing numbers starter and place the numbers on the number line. Think carefully about what number each of the lines represent.

**Optional extra:** complete the rest of your maths booklet from before half term.

### **English**

Rewrite the sentences with the capital letters and full stops in the correct place.

## Comprehension

Read the text 'How to make a potion' and underline any words that you are unfamiliar with. Discuss the meaning of these words with your parents. Answer questions 1 and 2.

## Reading

Choose an ebook from the range of books available on twinkl.

<https://www.twinkl.co.uk/resources/literacy/story-resources/story-books-ebooks> - (You will need to sign up to a free parent login)

## Thematic

Watch the video <https://www.youtube.com/watch?v=35V2dm7JlwE> and complete the world map by labelling each of the continents

**Well-being**-Download the April calendar and choose an activity to complete. <https://www.elsa-support.co.uk/>

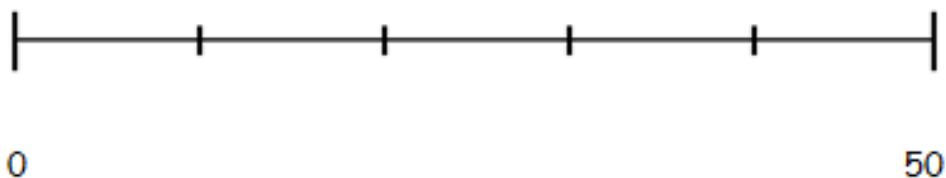
## Maths Task

Starter:


$12 + \underline{\quad} = 20$	$3 + \underline{\quad} = 20$	$\underline{\quad} + 1 = 20$
-------------------------------	------------------------------	------------------------------

Main activity:

Place **25** on the number line.



Place **5** on the number line.



Place **95** on the number line.

English Activity:

## Capital Letters & Full Stops

Insert the capital letters and full stops in the passages below by rewriting the sentences

Think carefully about how many sentences are in each passage.

### Hint!

Capital letters are needed for:

- the beginning of sentences
- proper nouns: people, places, days of the week, months of the year
- for direct speech after the inverted comma

1) the sun shone while lucy was walking to school and she passed by julie's house

---

---

2) last week, we went to see our friend bella she has been on holiday and we wanted to see her photographs

---

---

3) the mouse scuttled quietly through the dusty kitchen he knew it was safe because the evans family was asleep upstairs

# How to make a potion

Are you in desperate need of a powerful, pungent potion to blow the socks off an annoying sibling or classmate? Do you need to silence a wicked, old grandmother or a terrible teacher?

Look no further! This stinging concoction is sure to do the trick.

## What will you need?

### Ingredients:

- 500ml of anti-dandruff hair shampoo
- 200ml of extra strength mouthwash
- 2 teaspoons of chili flakes
- 1l car oil
- 5 tablespoons of hair gel
- 100g of curry powder
- 300g of candle wax
- 1 flea tablet
- ½ tin of paint stripper

### Equipment:

- Small bowl
- Large bowl
- Large pan
- Large wooden spoon
- Electric whisk
- Gas or electric hob
- Bottle



### Method:

- First, collect all your equipment from the kitchen. If you do not have an electric whisk, you will need a hand whisk and a powerful arm.
- Next, mix together the chili flakes, curry powder and flea powder in a small bowl.
- In a large pan, gently heat the candle wax so that it melts and add the curry powder mix.
- While the wax is melting, mix the shampoo and mouthwash in a large bowl. After that, slowly fold in the oil using the wooden spoon.
- Now, add all the ingredient from the bowl to the pan and turn the heat up. Allow it to simmer for 10 minutes.
- After it has simmered for 10 minutes, add the hair gel and paint stripper and whisk vigorously until it is smooth.
- Finally, pour your potion into the bottle and seal the top immediately.
- Your pungent potion is now ready for you to use.

### Warning!

It is important to remember that the effects of this tonic will be different but always unpleasant for each individual who drinks it. Be certain that it is well deserved before you decide to administer this potion.



Are you in desperate need of a powerful, pungent potion to blow the socks off an annoying sibling or classmate? Do you need to silence a wicked, old grandmother or a terrible teacher?

Look no further! This stinging concoction is sure to do the trick.

**1. What could you use the potion for? Tick one.**

Blow the socks off a wicked grandmother.

To silence a naughty sibling.

To make a teacher disappear.

**2. Find and copy one adjective that describes the potion.**

---

**3. How many tablespoons of hair gel will you need?**

---

**4. What size spoon will you need?**

---

# How to catch a star

Y2

Subtraction

## What will you need?

- One strong bucket
- Two delicious sandwiches
- A fishing net
- Warm clothes
- A backpack



DIFFICULTY HARD

## How do you do it?

1. Firstly, pack your sandwiches, fishing net and bucket in your backpack.
2. After that, put on your warm clothes if it is a chilly night.
3. Next, quickly head to the long pier where you can search for your star.
4. You might want to eat your sandwiches now as searching for stars can be tiring work.
5. Scan the sea thoroughly for a pretty star. When you find one floating on the water, see if you can grab it with your net.
6. If you can't reach it, move to the sandy beach and patiently wait for it to wash ashore.
7. Once you have your star, gently place it in your strong bucket so it doesn't break.
8. Finally, walk home with your very own beautiful star.

## A piece of advice!

You can only successfully catch a star at night time.



Also, seagulls aren't very kind so don't ask them for any help.



---

1. Find and copy two words from the text that describes the star.

1. \_\_\_\_\_

2. \_\_\_\_\_

2. Find and copy one word from the text that describes the bucket.

\_\_\_\_\_

3. What two pieces of advice are given to the reader in the final paragraph?

1. \_\_\_\_\_

2. \_\_\_\_\_

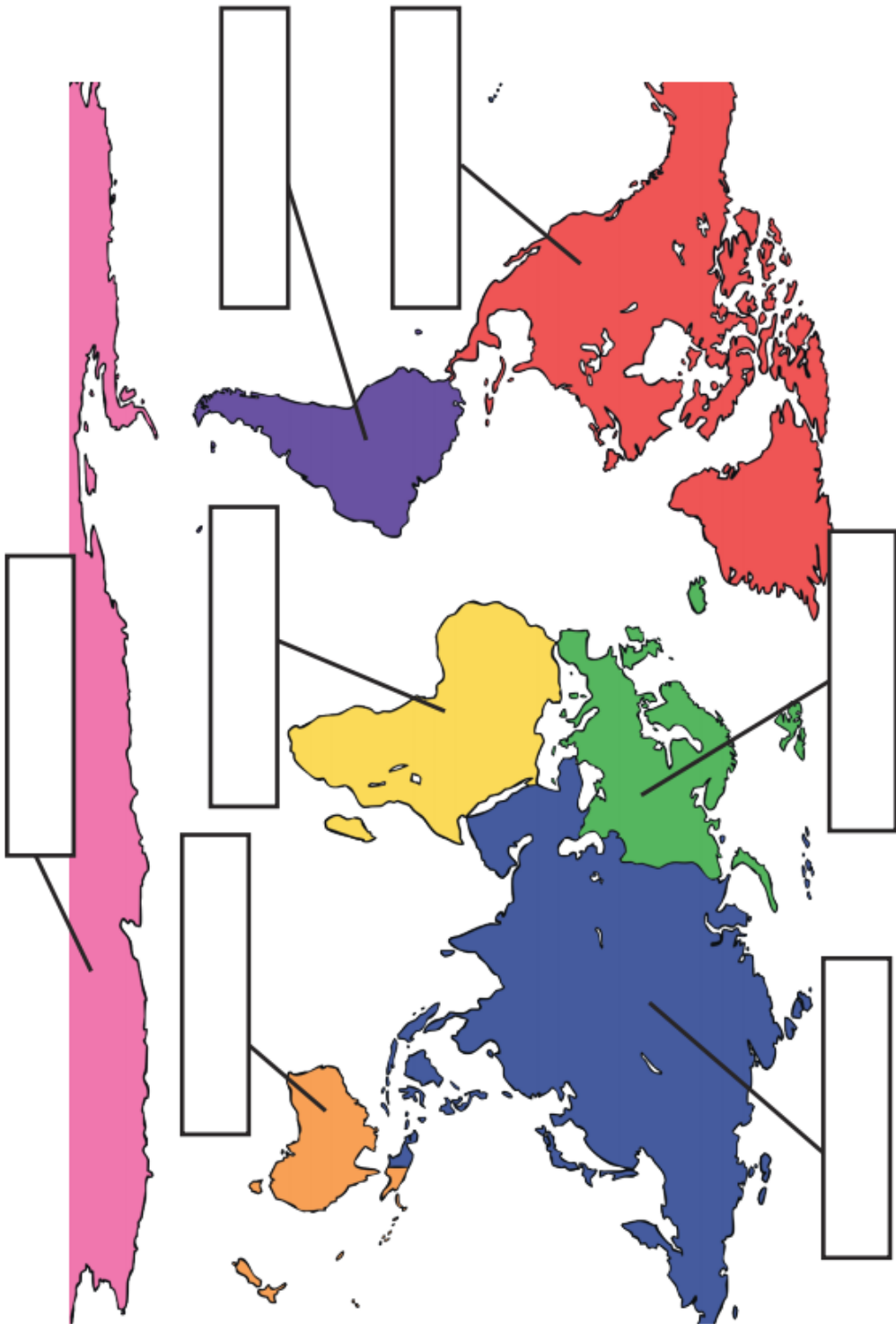
4. Complete the table:

	True	False
You need to go to the sandy beach first.	<input type="checkbox"/>	<input type="checkbox"/>
Searching for stars is tiring.	<input type="checkbox"/>	<input type="checkbox"/>
You need to put your star in the bucket so nobody else sees it.	<input type="checkbox"/>	<input type="checkbox"/>
Catching a star can take some time.	<input type="checkbox"/>	<input type="checkbox"/>

Thematic

Watch the video <https://www.youtube.com/watch?v=35V2dm7JIwE> and complete the world map by labelling each of the continents.

# The Seven Continents of the World



Word Bank
North America
South America
Africa
Antarctica
Australasia
Europe
Asia